

[54] DESIGN FOR HUMIDIFIER OR THE LIKE

[75] Inventor: Steven Goodman, Teaneck, N.J.

[73] Assignee: Carlan Trading Ltd., Hamilton, Bermuda

[\*\*] Term: 14 Years

[21] Appl. No.: 125,717

[22] Filed: Feb. 28, 1980

[51] Int. Cl. D23-04

[52] U.S. Cl. D23/146

[58] Field of Search D23/139-167, D23/146; 62/304, 310-314; 98/30; 261/24, 29, 95, 99

[56] References Cited

U.S. PATENT DOCUMENTS

- D. 102,667 1/1937 MacDonald .
- D. 117,231 10/1939 Krause .
- D. 157,512 2/1950 Pass .
- D. 190,775 6/1961 Nesbitt ..... D23/146
- D. 201,932 8/1965 Talge ..... D23/140
- D. 207,360 4/1967 Rawson, Jr. .
- D. 214,167 5/1969 Nagel ..... D23/146
- D. 215,719 10/1969 Julkenbeck ..... D23/146

- D. 215,719 10/1969 Julkenbeck ..... D23/146
- D. 254,566 3/1980 Cummins ..... D23/155
- D. 255,927 7/1980 Vesper ..... D23/147
- D. 258,759 3/1981 Johnson ..... D23/146
- 2,148,161 2/1939 Isles ..... 261/29
- 2,509,137 5/1950 Denman .
- 2,638,331 5/1953 Herr ..... 261/29
- 2,776,553 1/1957 Williamson ..... 62/31 A X
- 2,805,559 9/1957 Hamilton ..... 62/310 X
- 3,304,066 2/1967 Vieceli et al. .... 261/29
- 4,153,435 5/1974 Fischer ..... 261/29


Primary Examiner—James R. Largen  
Attorney, Agent, or Firm—Blum, Kaplan, Friedman, Silberman & Beran

[57] CLAIM

The ornamental design for humidifier or the like, as shown and described.

DESCRIPTION

FIG. 1 is a perspective view taken from the top, front and right side of a humidifier or the like showing my new design;  
FIG. 2 is a top plan view thereof;  
FIG. 3 is a left side elevational view thereof;  
FIG. 4 is a rear elevational view thereof; and  
FIG. 5 is a bottom plan view thereof.



*FIG. 1*




FIG. 3

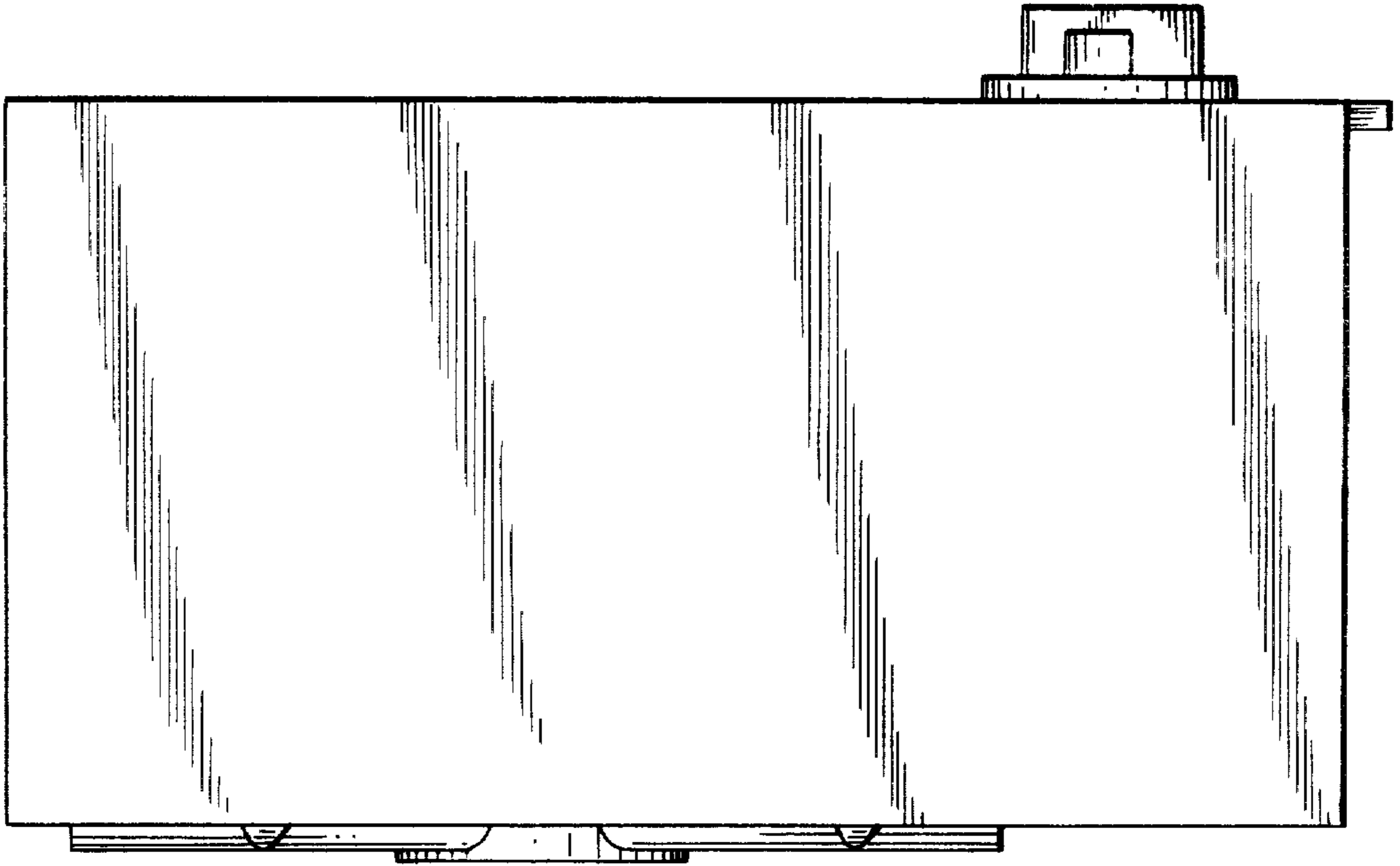
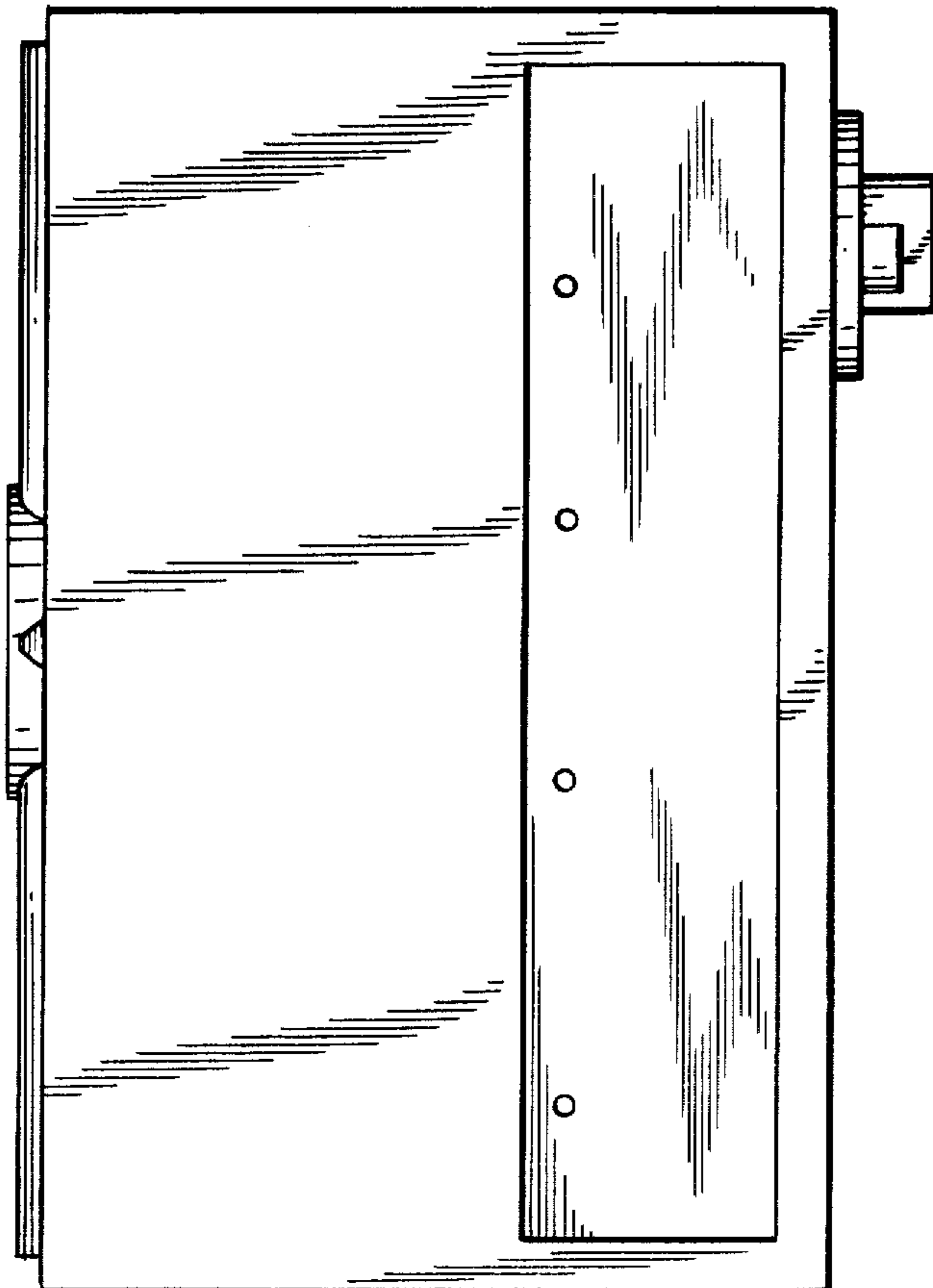
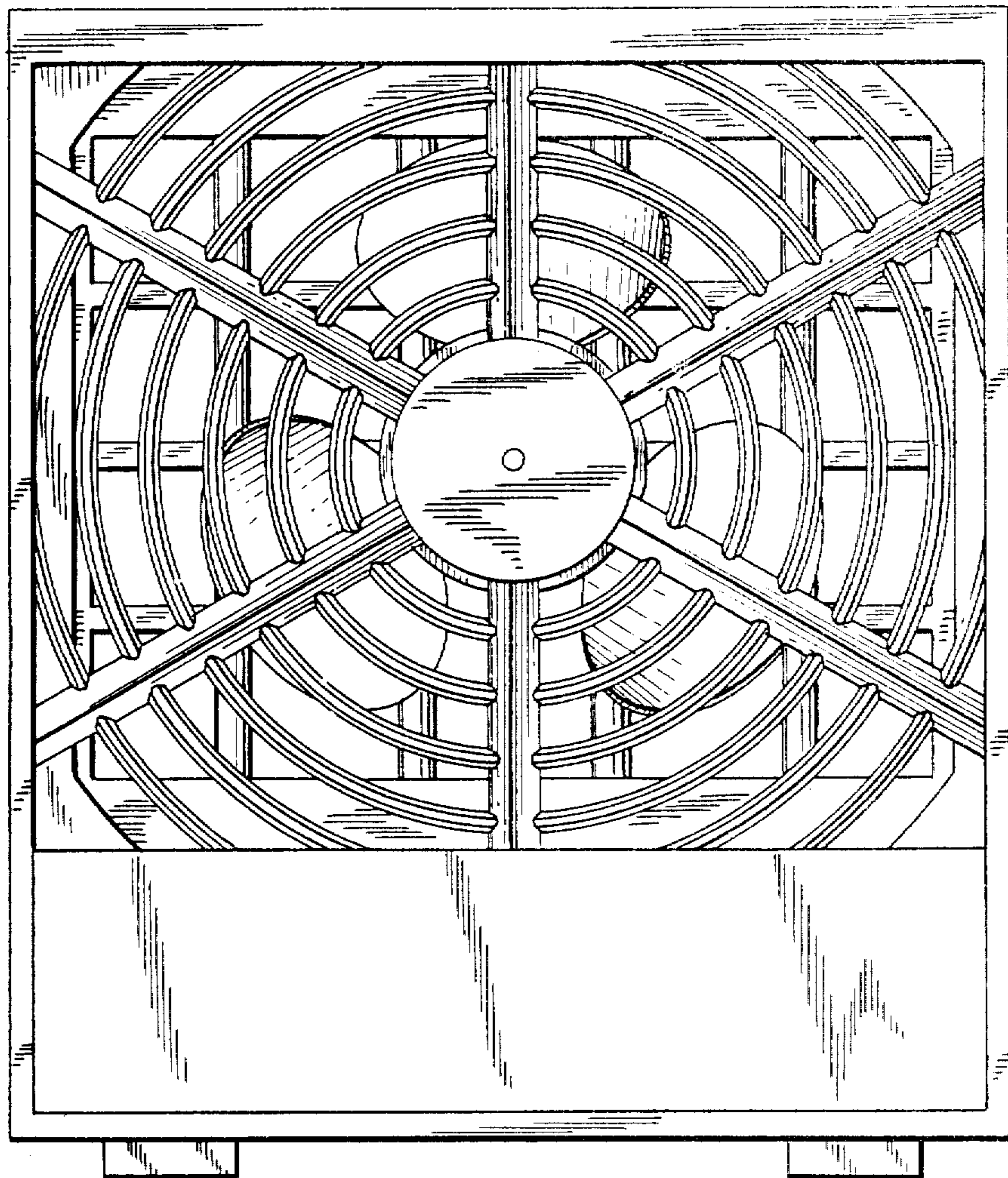


FIG. 2





*FIG. 4*



*FIG. 5*

