

[54] **FOUNTAIN PEN**

[75] Inventor: **Bernt Spiegel**, Edingen, Fed. Rep. of Germany

[73] Assignee: **C. Joseph Lamy GmbH**, Fed. Rep. of Germany

[**] Term: **14 Years**

[21] Appl. No.: **174,219**

[22] Filed: **Jul. 31, 1980**

[30] **Foreign Application Priority Data**

Feb. 21, 1980 [DE] Fed. Rep. of Germany 270

[51] **Int. Cl.** **D19—06**

[52] **U.S. Cl.** **D19/49; D19/56**

[58] **Field of Search** **D19/36, 41-51, D19/56, 57; 24/11 HC**

[56] **References Cited**

U.S. PATENT DOCUMENTS

D. 223,307 4/1972 Nickolds D19/51
D. 249,696 9/1978 Henkels D19/51

D. 251,123 2/1979 Hurntrich D19/56
D. 259,792 7/1981 Itoh et al. D19/51
D. 260,406 8/1981 Itoh D19/49

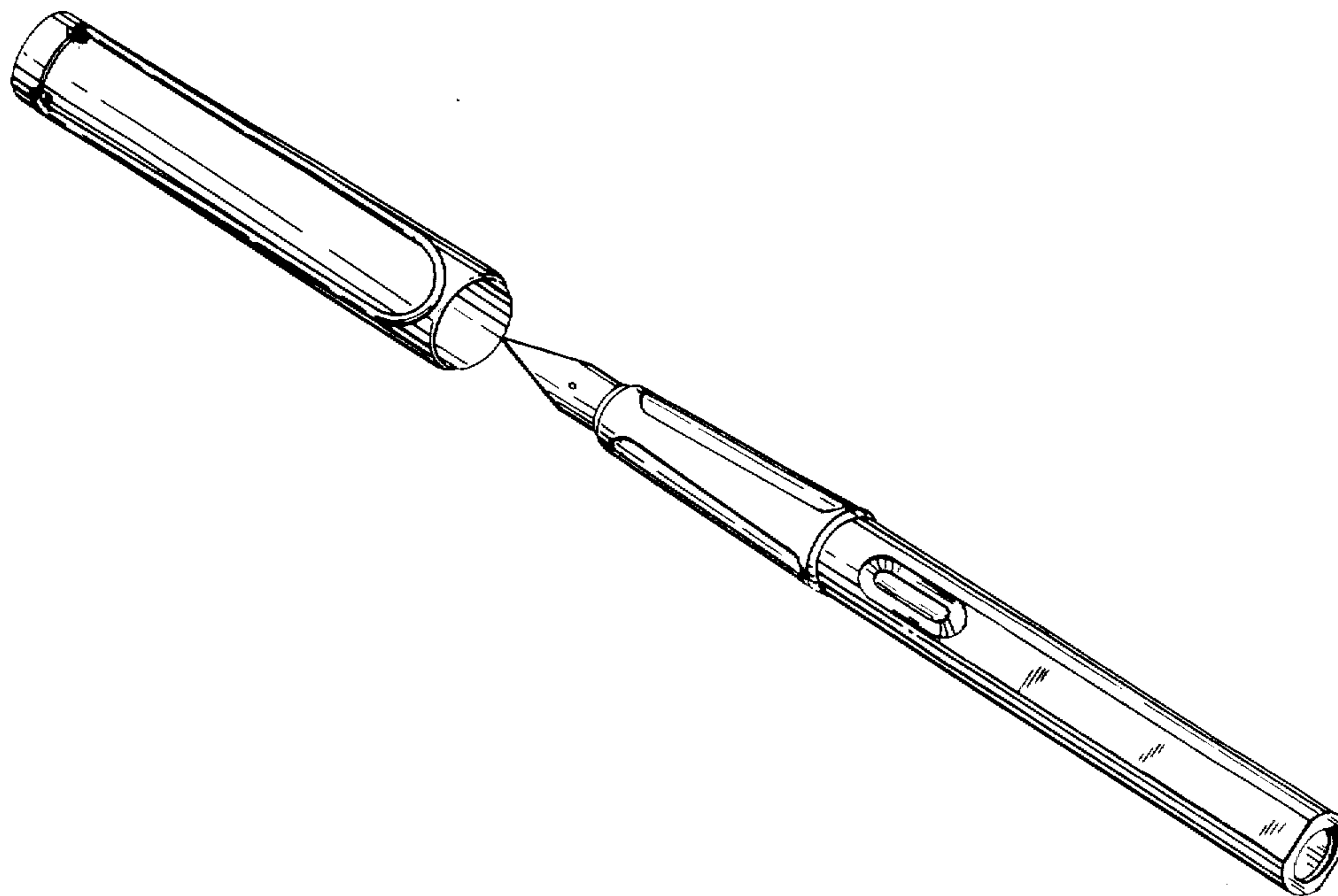
Primary Examiner—George P. Word
Attorney, Agent, or Firm—Jacobs & Jacobs

[57] **CLAIM**

The ornamental design for a fountain pen, as shown and described.

DESCRIPTION

FIG. 1 is a side perspective view of a fountain pen showing my new design;
FIG. 2 is a front elevational view;
FIG. 3 is a right side elevational view, the left side being a mirror image thereof;
FIG. 4 is a rear elevational view;
FIG. 5 is a top plan view;
FIG. 6 is a bottom plan view;
FIG. 7 is a front perspective view with the top removed; and
FIG. 8 is a rear perspective view of the fountain pen with a front perspective view of the top, which is placed on the end remote from the writing point.



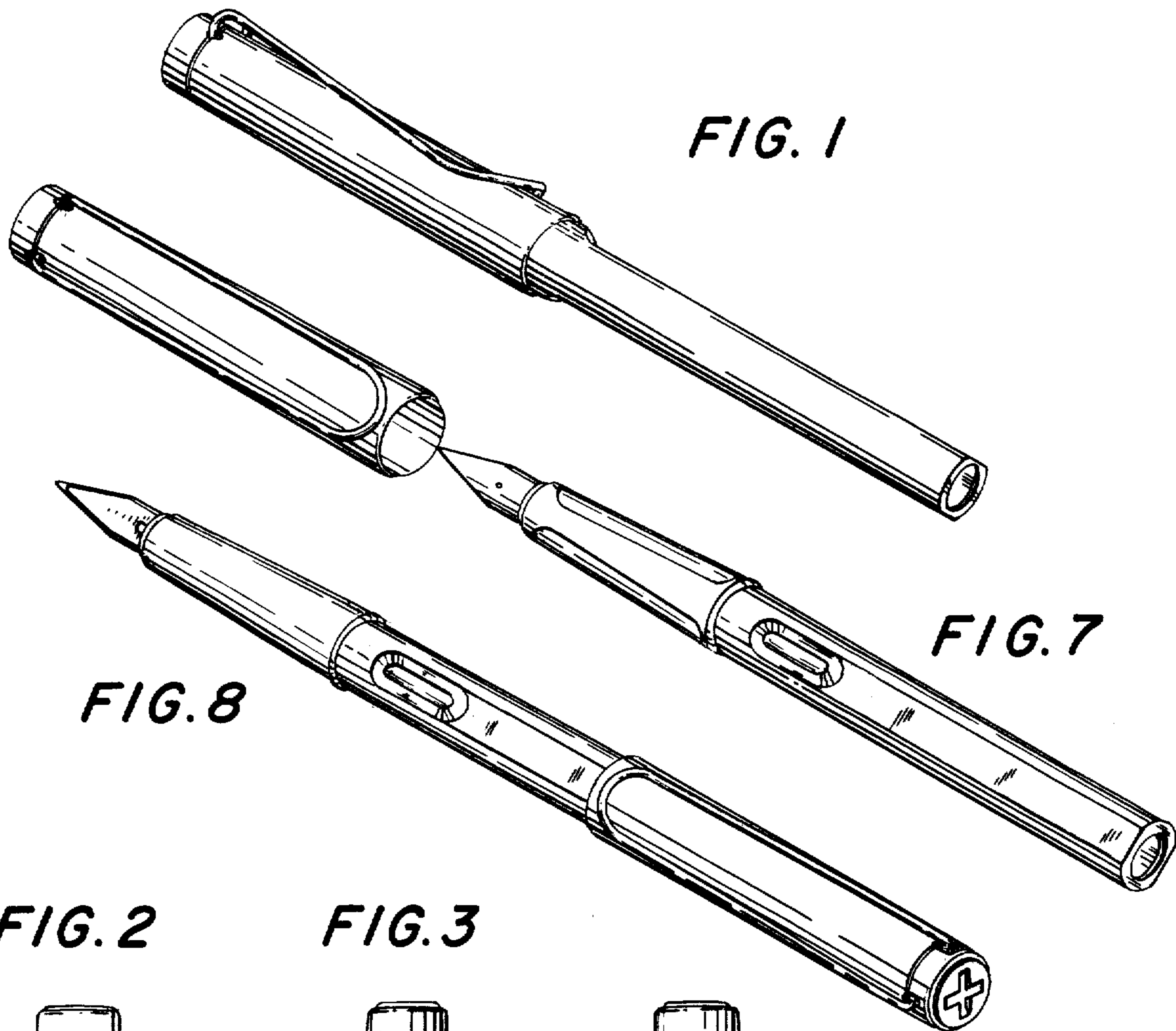


FIG. 2

FIG. 3





FIG. 4

FIG. 5



FIG. 6

