

[54] COMBINED CLOCK AND DESK HOLDER FOR NOTE PAPER AND WRITING INSTRUMENTS

[76] Inventor: Walter Henkels, Holunderweg 1, 5142 Hüchelhoven, Fed. Rep. of Germany

[\*\*] Term: 14 Years

[21] Appl. No.: 165,405

[22] Filed: Jul. 2, 1980

[30] Foreign Application Priority Data

Feb. 27, 1980 [DE] Fed. Rep. of Germany ..... MR 130

[51] Int. Cl. .... D10-01; D19-02

[52] U.S. Cl. .... D10/2; D19/77; D19/78; D19/85; D19/92

[58] Field of Search ..... D19/20-24, D19/75-78, 84-85; D10/2-5, 15, 52, 53, 57; 206/214

[56] References Cited

U.S. PATENT DOCUMENTS

D. 252,935 9/1979 Henkels ..... D19/75

D. 254,859 4/1980 Grunstad ..... D19/85  
D. 255,695 7/1980 Yu ..... D10/2  
D. 258,941 4/1981 Henkels ..... D19/75  
D. 259,794 7/1981 Henkels ..... D19/75

OTHER PUBLICATIONS

A. Salm Cat. 1977-1978, p. 13, Item No. 980.

Primary Examiner—George P. Word  
Attorney, Agent, or Firm—Diller, Ramik & Wight

[57] CLAIM

The ornamental design for a combined clock and desk holder for note paper and writing instruments, as shown and described.

DESCRIPTION

FIG. 1 is a top plan view of a combined clock and desk holder for note paper and writing instruments showing my new design;

FIG. 2 is a front elevational view thereof;

FIG. 3 is a bottom plan view thereof;

FIG. 4 is a rear elevational view thereof;

FIG. 5 is a right side elevational view thereof; and

FIG. 6 is a left side elevational view thereof.

The indicial shown on the clock in FIG. 1 is for illustrative purposes only.





FIG.2




FIG.1

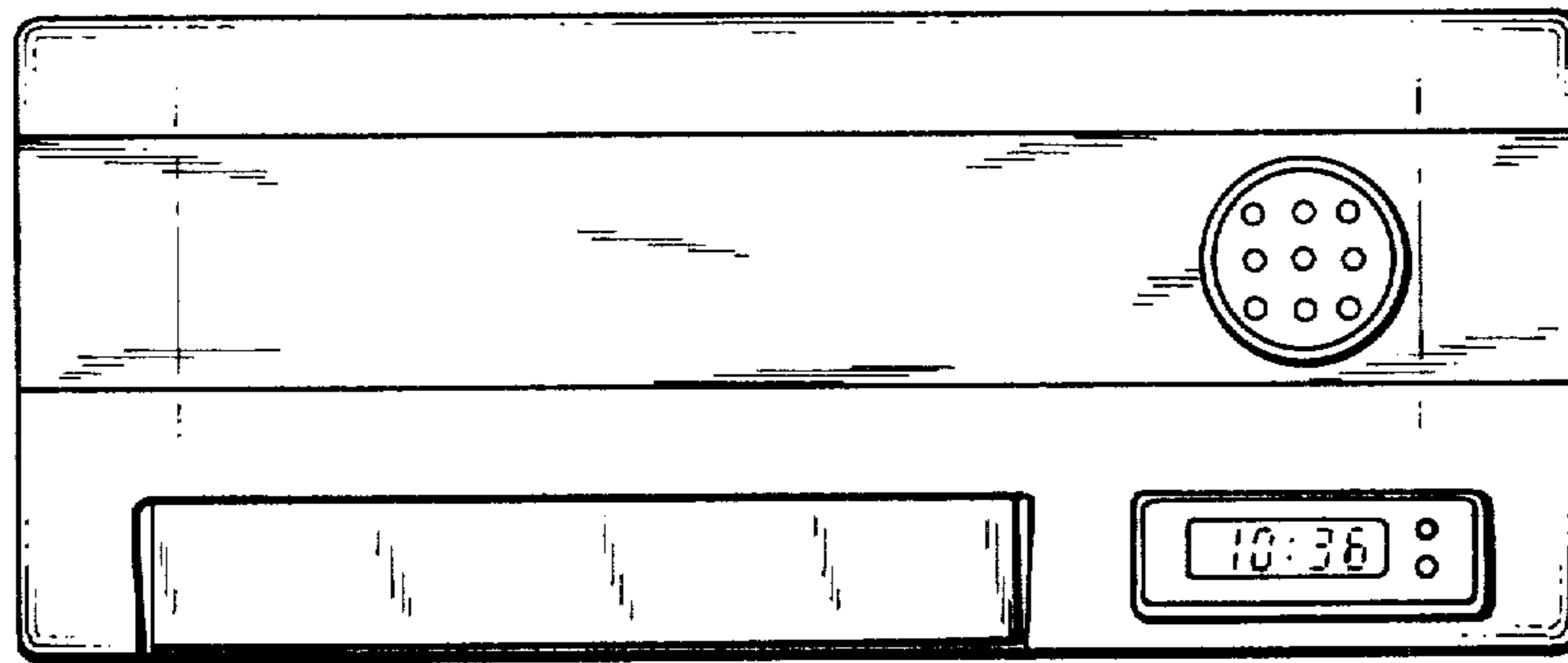


FIG.3

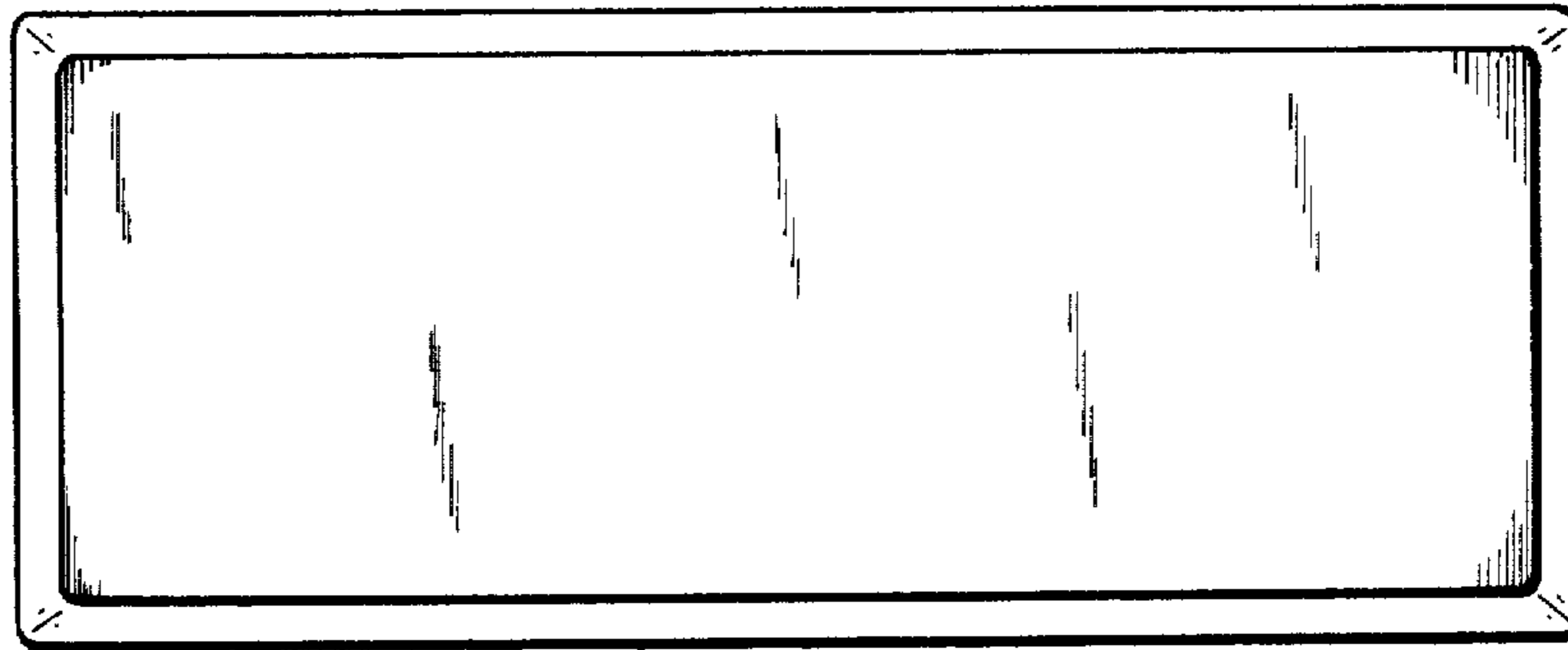


FIG.4




FIG.5




FIG.6

