

[54] JEWELRY DISPLAY CARD

[75] Inventor: Jeffrey A. Feibelman, Cranston, R.I.

[73] Assignee: A & H Mfg. Co., Johnston, R.I.

[\*\*] Term: 14 Years

[21] Appl. No.: 120,935

[22] Filed: Feb. 12, 1980

[51] Int. Cl. .... D9-03

[52] U.S. Cl. .... D9/457

[58] Field of Search ..... 40/124.1, 16, 16.2, 40/16.4, 16.18, 16.17; 206/461-487; D9/433, 457; D20/44

[56] References Cited

U.S. PATENT DOCUMENTS

D. 202,759	11/1965	Fisher	.....	D20/44
D. 250,996	2/1979	Glaser	.....	D9/457
4,238,897	12/1980	Byers	.....	40/16.2

OTHER PUBLICATIONS

Jewelers' Circular-Keystone, Directory Issue, Jun. 21, 1976, p. 523, Display Card, bottom left corner.

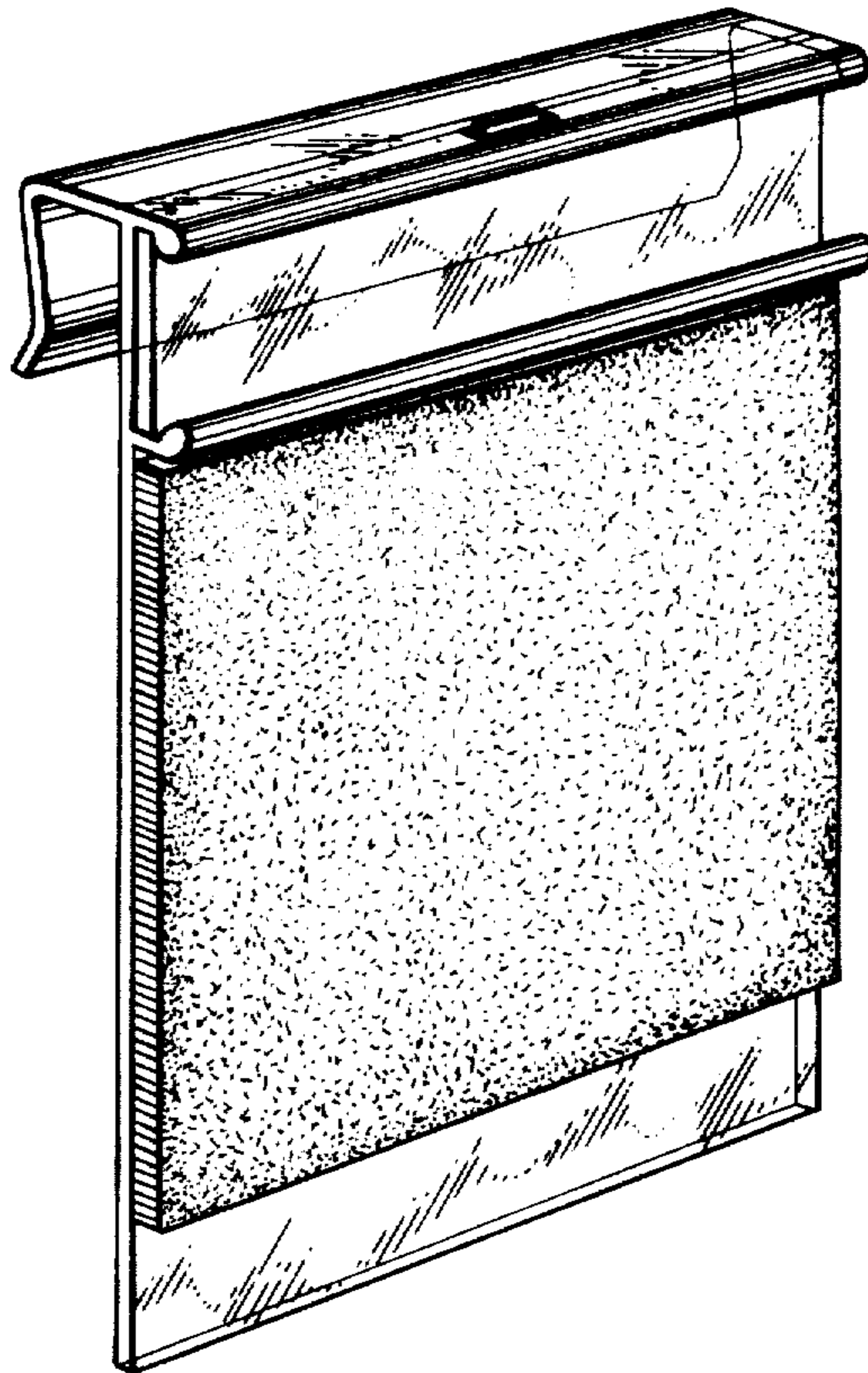
Primary Examiner—Robert C. Spangler  
Attorney, Agent, or Firm—Salter & Michaelson

[57] CLAIM

The ornamental design for a jewelry display card, substantially as shown.

DESCRIPTION

FIG. 1 is a front perspective view of a jewelry display card showing my new design;  
 FIG. 2 is a top plan view thereof;  
 FIG. 3 is a bottom plan view thereof;  
 FIG. 4 is a side view thereof;  
 FIG. 5 is a rear elevational view thereof;  
 FIG. 6 is a front perspective view showing a modified form of my new design;  
 FIG. 7 is a rear elevational view thereof;  
 FIG. 8 is a side view thereof;  
 FIG. 9 is a top plan view thereof; and  
 FIG. 10 is a bottom plan view thereof.



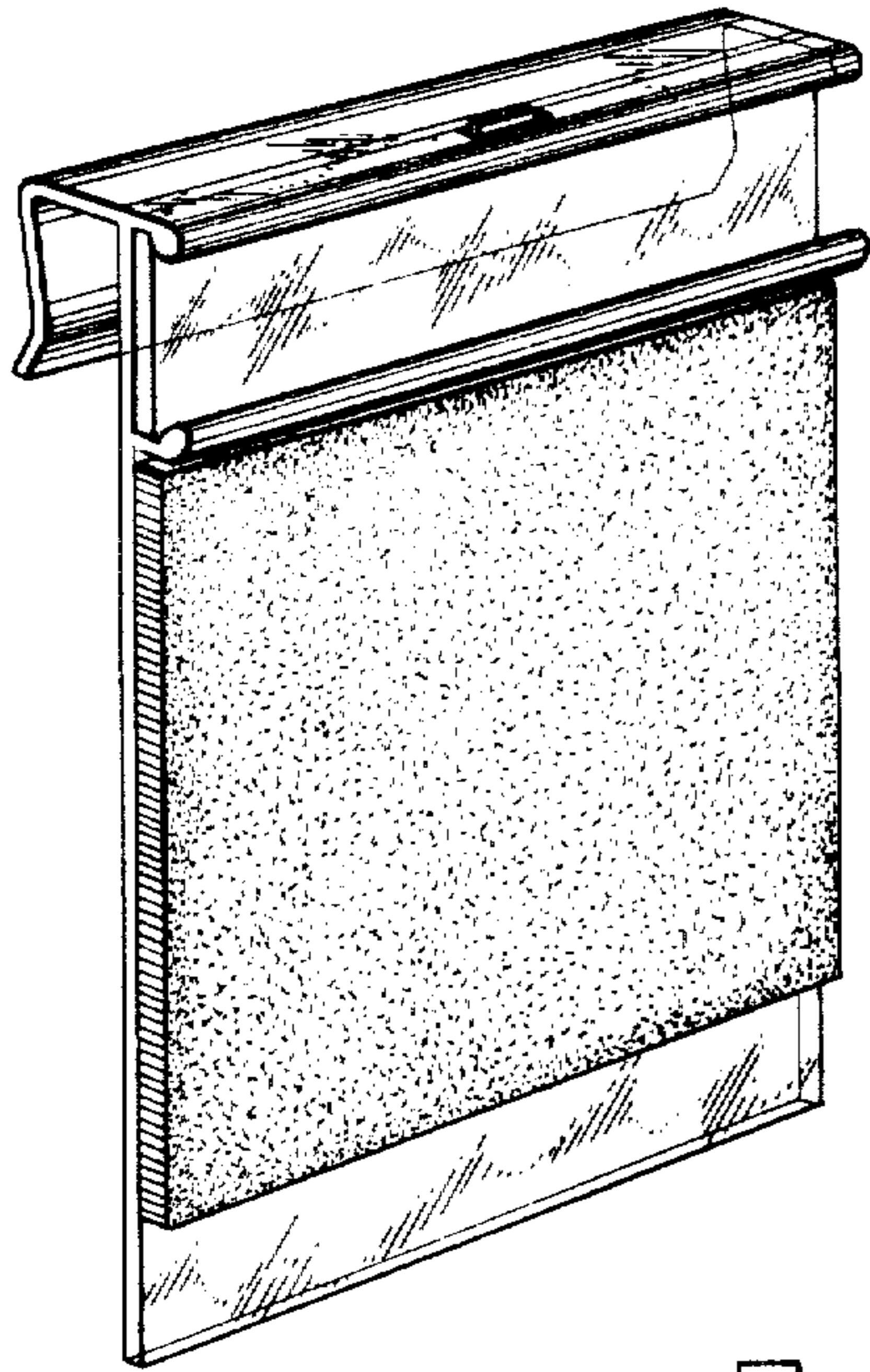


FIG. 1



FIG. 2




FIG. 3




FIG. 7

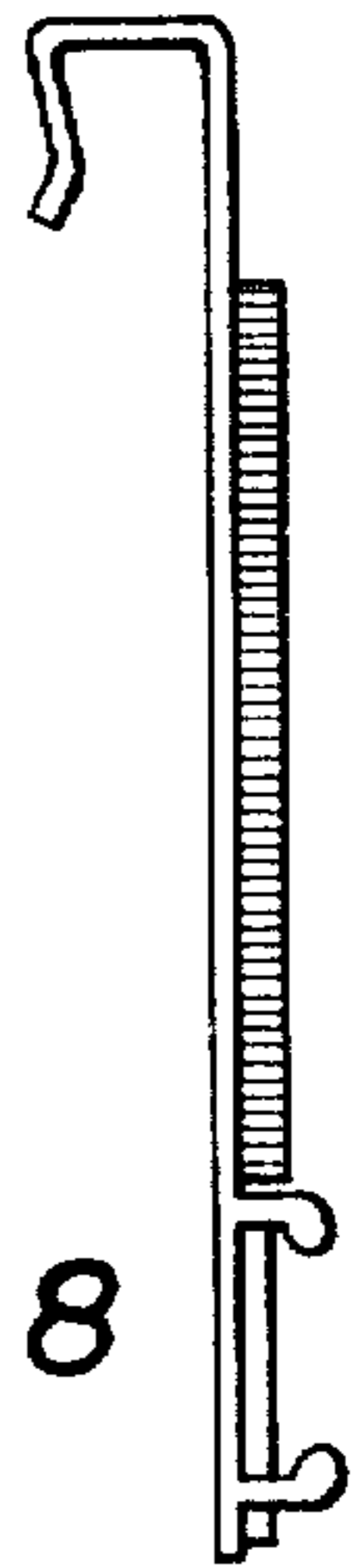


FIG. 8

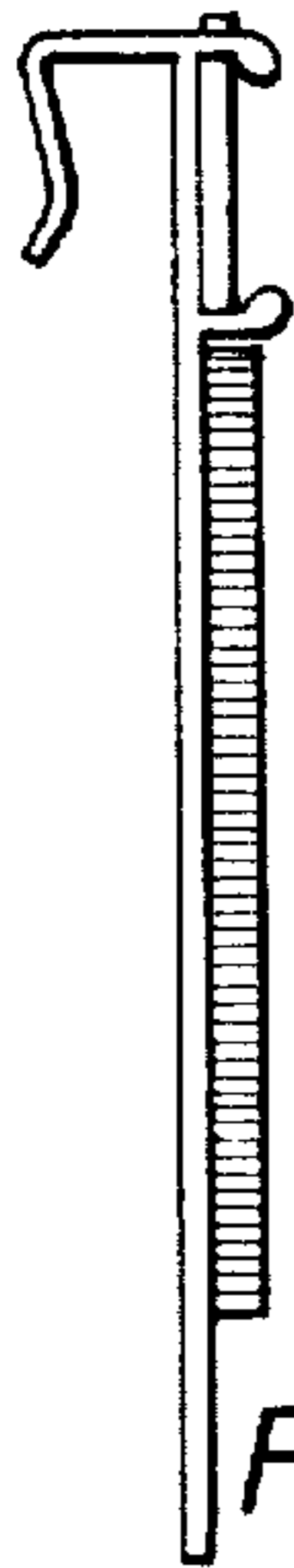


FIG. 4




FIG. 5




FIG. 9




FIG. 10

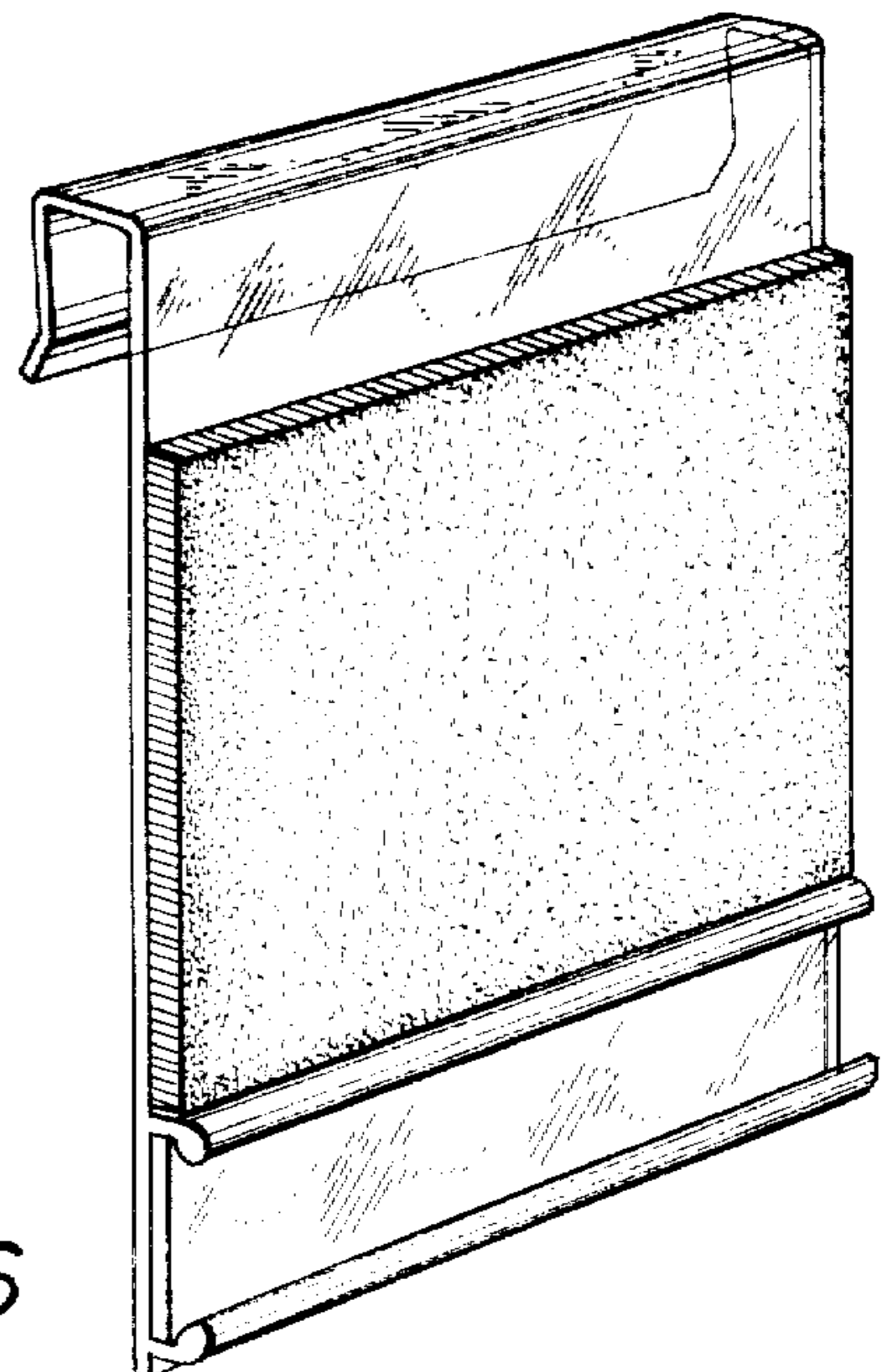


FIG. 6