

[54] **PLURAL MEDICINE VIAL SUPPORTING TRAY AND COVER**

[76] Inventor: **John D. Voltmann**, 155 Aldren Ave., Jamestown, N.Y. 14701

[**] Term: **14 Years**

[21] Appl. No.: **51,192**

[22] Filed: **Jun. 22, 1979**

[51] Int. Cl. **D9-03; D24-99**

[52] U.S. Cl. **D9/341; D24/31**

[58] Field of Search **D9/341; D24/31, 32, D24/56; 206/438, 538, 539, 562, 563**

[56] **References Cited**

U.S. PATENT DOCUMENTS

D. 202,700	11/1965	Cooke et al.	D24/31
D. 237,317	10/1975	Nowakowski	D24/31
D. 245,118	7/1977	Heaton	D206/562
D. 246,466	11/1977	Attree	D24/31
3,032,186	5/1962	Jenkins	206/562
3,145,841	8/1964	McGuire	206/562
3,484,035	12/1969	Swett et al.	D9/341

3,630,171	12/1971	Huck	206/539
3,760,973	9/1973	Canning et al.	D9/341
4,038,937	8/1977	Moe	206/538
4,191,291	3/1980	Brown	206/562

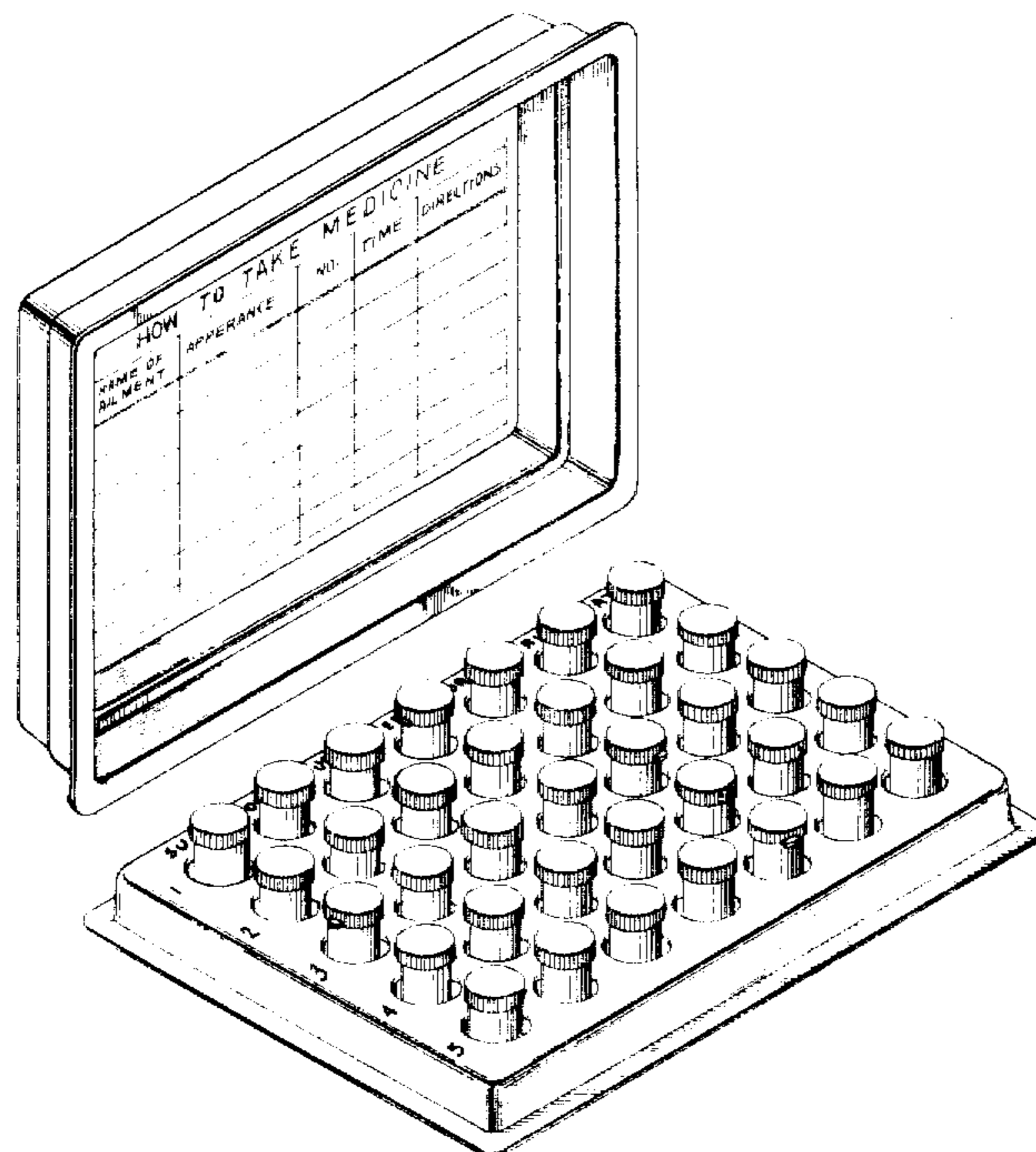
Primary Examiner—T. Tung
Attorney, Agent, or Firm—Mason, Fenwick & Lawrence

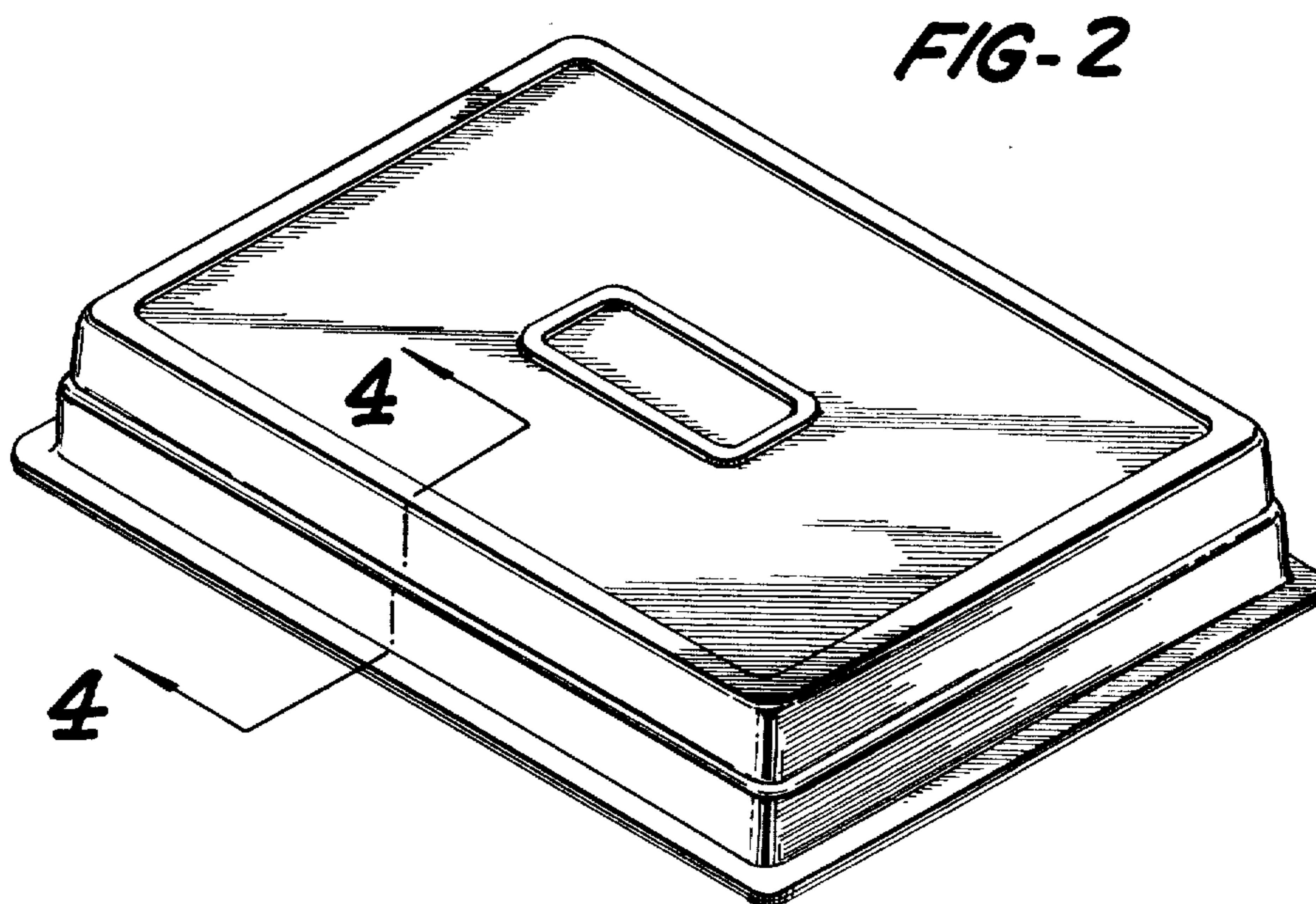

[57] **CLAIM**

The ornamental design for a plural medicine vial supporting tray and cover, substantially as shown and described.

DESCRIPTION

FIG. 1 is an exploded front perspective view of the plural medicine vial supporting tray and cover, embodying my new design, with the cover shown in open position;
FIG. 2 is a top rear perspective view of the same, with the cover in closed position;
FIG. 3 is a bottom front perspective view of the same;
FIG. 4 is a fragmentary vertical section view, taken along the line 4-4 of FIG. 2; and
FIG. 5 is a front upper perspective view of the tray portion thereof, with the cover and vials removed.





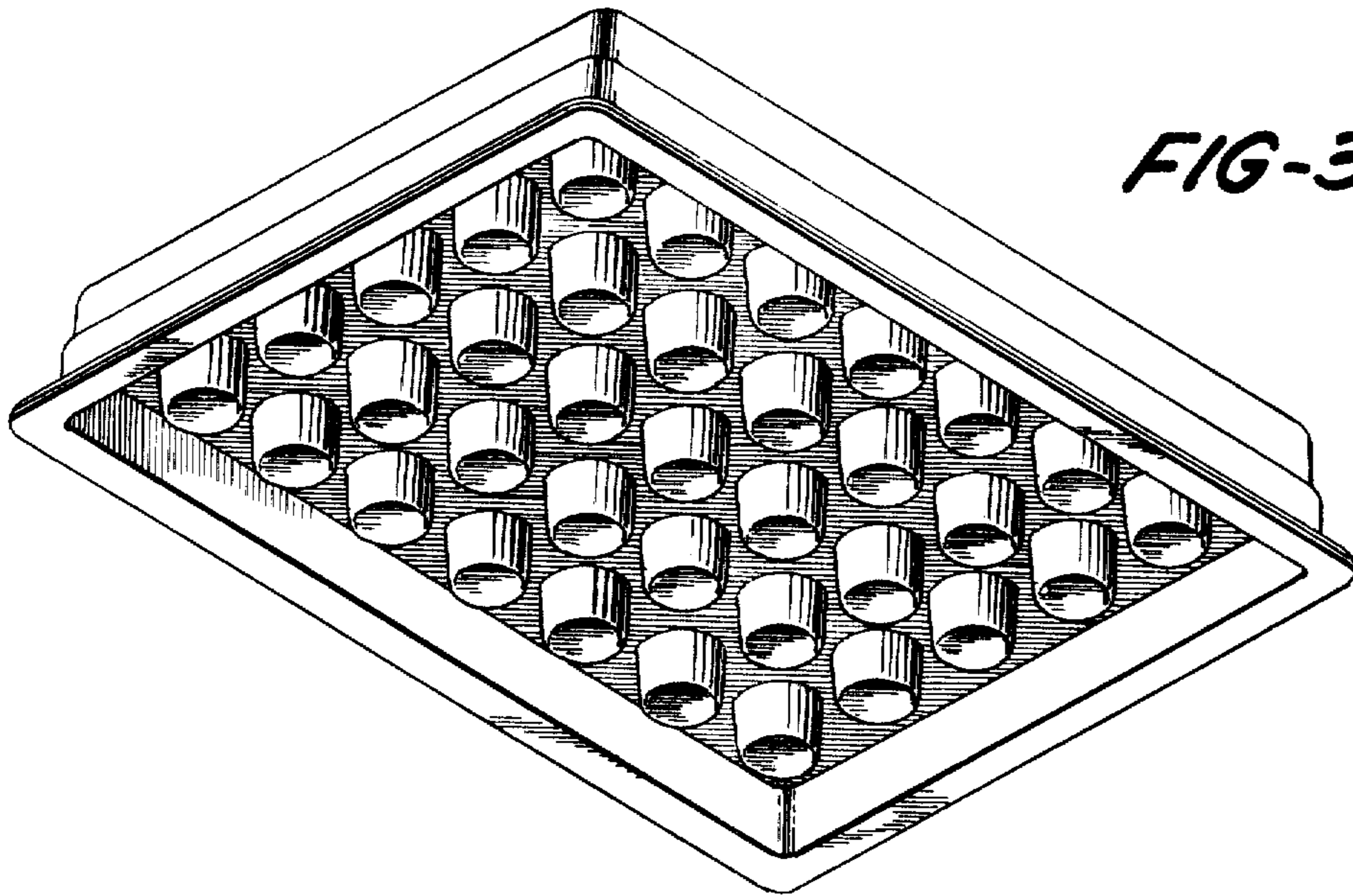


FIG-4

