

[54] SCREW

[75] Inventor: Albert Baumgartner, Kriessern, Switzerland

[73] Assignee: SFS Stadler AG, Heerbrugg, Switzerland

[\*\*] Term: 14 Years

[21] Appl. No.: 77,162

[22] Filed: Sep. 19, 1979

[51] Int. Cl. .... D8-08

[52] U.S. Cl. .... D8/387; D8/388

[58] Field of Search .... D8/387-393; D15/139; 408/223, 224, 225; 411/378, 385, 387, 390, 394, 399, 402, 403-406, 416-417, 439, 444, 445, 455-457, 473-476, 484, 499

[56] References Cited

U.S. PATENT DOCUMENTS

3,747,143 7/1973 Eager ..... 411/387

OTHER PUBLICATIONS

Hassall Cat. 40, ©1941, p. 35, Threaded Nail (second from top, right center).

Unbrako Metric Socket Screws Brochure, front cover, Screw (far right).

Primary Examiner—B. J. Bullock

Attorney, Agent, or Firm—Toren, McGeedy & Stanger

[57] CLAIM

The ornamental design for a screw, as shown.

DESCRIPTION

FIG. 1 is a top plan view of a screw showing my new design;

FIG. 2 is a front elevational view;


FIG. 3 is a side elevational view taken from the right of FIG. 2;

FIG. 4 is a fragmentary rear elevational view, the remainder being the same as FIG. 2;

FIG. 5 is a fragmentary side elevational view taken from the left of FIG. 2, the remainder being the same as FIG. 3;

FIG. 6 is a bottom plan view thereof; and

FIG. 7 is a fragmentary sectional view taken in the direction of the arrows on line 7-7 of FIG. 3.



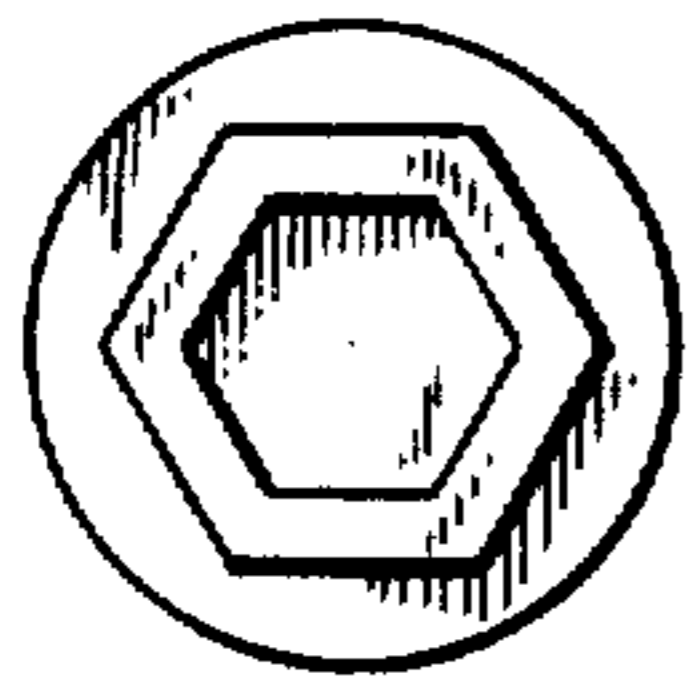


FIG. 1

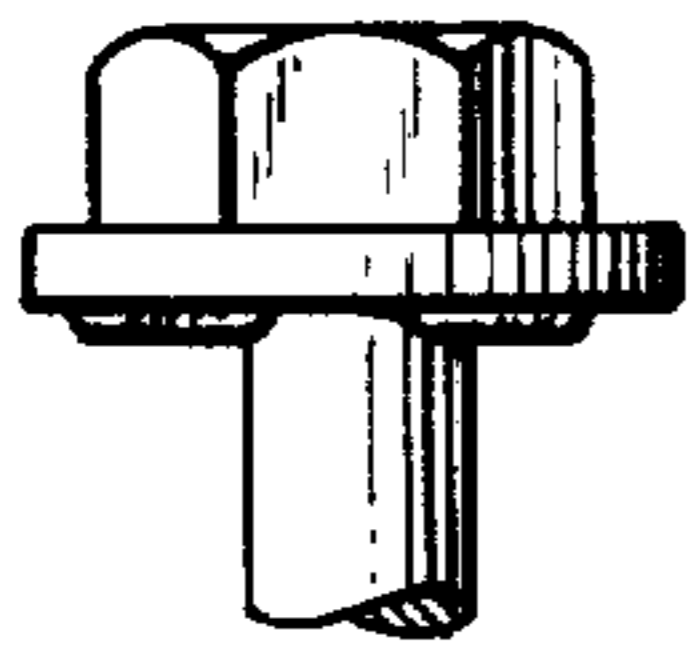


FIG. 4




FIG. 5

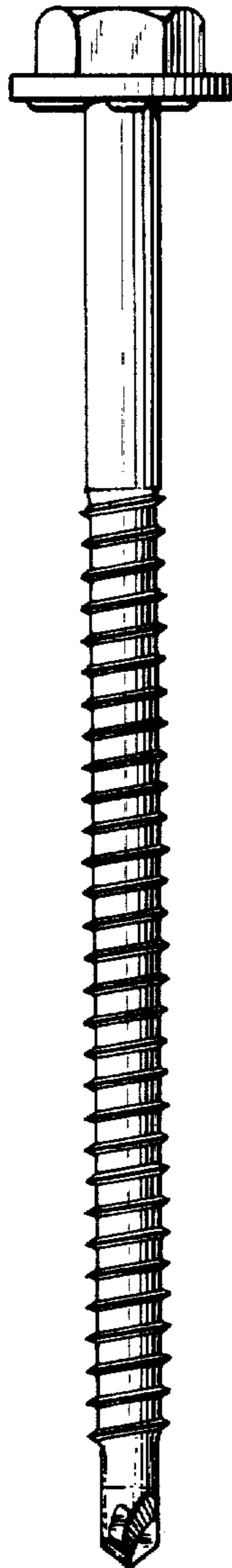


FIG. 2

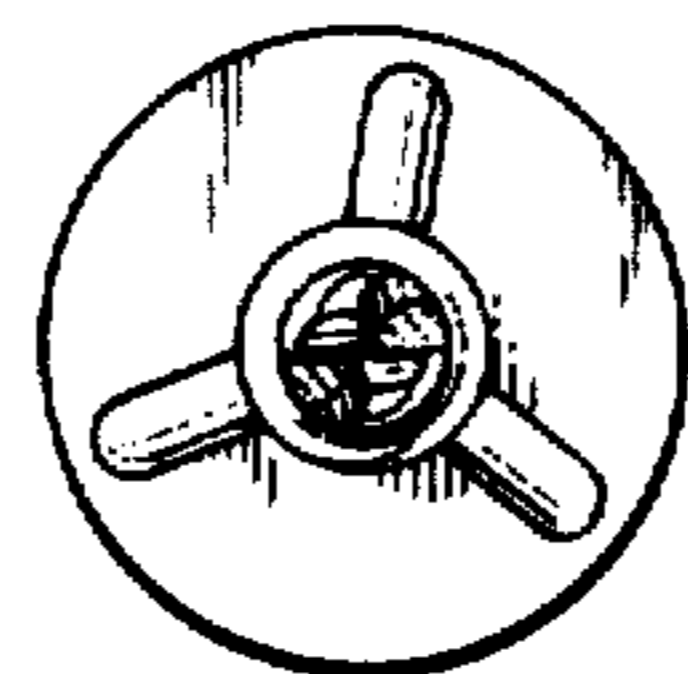


FIG. 6

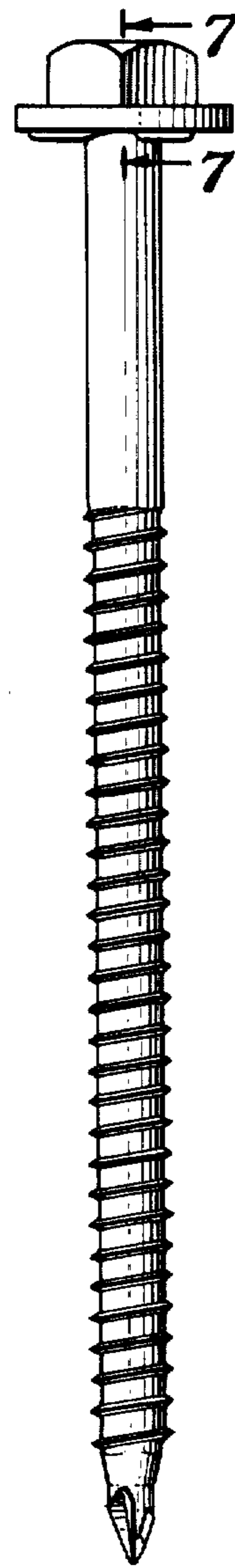


FIG. 3

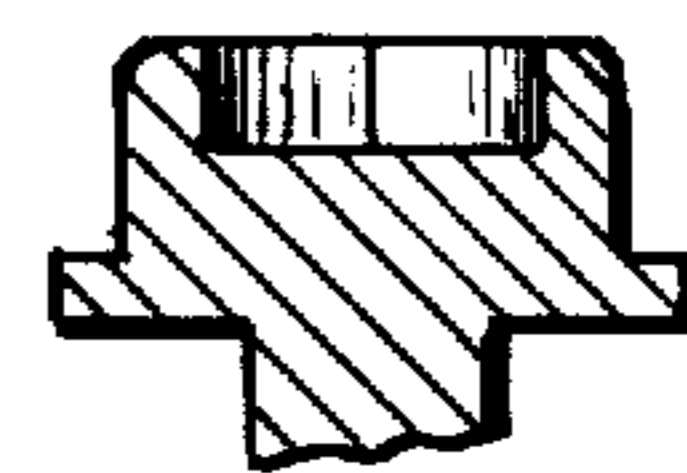


FIG. 7