

[54] CUTTER KNIFE

[75] Inventor: Hiroshi Osada, Seki, Japan

[73] Assignee: Kai Cutlery Center Co., Ltd., Gifu, Japan

[**] Term: 7 Years

[21] Appl. No.: 123,732

[22] Filed: Feb. 22, 1980

[30] Foreign Application Priority Data

Nov. 16, 1979 [JP] Japan 54-48154

[51] Int. Cl. D8-03

[52] U.S. Cl. D8/99; D24/28

[58] Field of Search D8/99; D24/28; 30/162, 30/320, 329, 335, 337; 128/305

[56] References Cited

U.S. PATENT DOCUMENTS

- D. 240,500 7/1976 Richards D8/99
- D. 245,570 8/1977 West D8/99
- 4,226,020 10/1980 Quenot 30/162

4,240,202 12/1980 Gilbert 30/320 X

Primary Examiner—Alan P. Douglas
Attorney, Agent, or Firm—Norbert P. Holler

[57] CLAIM

The ornamental design for a cutter knife, as shown and described.

DESCRIPTION

FIG. 1 is a front elevational view of a cutter knife showing my new design,
 FIG. 2 is a rear elevational view thereof,
 FIG. 3 is a right side elevational view thereof,
 FIG. 4 is a left side elevational view thereof,
 FIG. 5 is a top plan view thereof,
 FIG. 6 is a bottom plan view thereof,
 FIG. 7 is a front elevational view thereof putting out its blade,
 FIG. 8 is a sectional view taken from line VIII in FIG. 1,
 FIG. 9 is a sectional view taken from line IX in FIG. 1, and
 FIG. 10 is a sectional view taken from line X in FIG. 1.

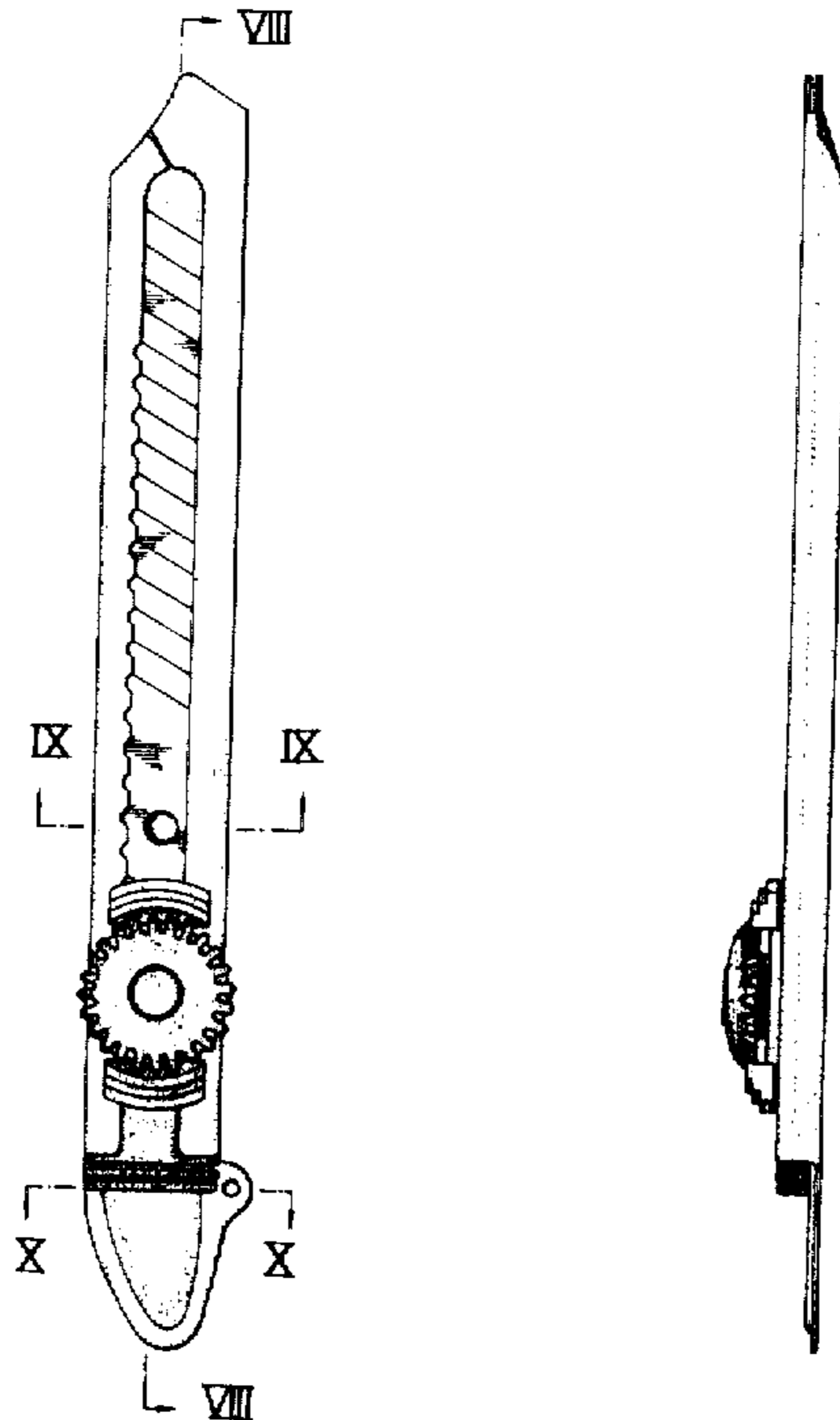


FIG. 1

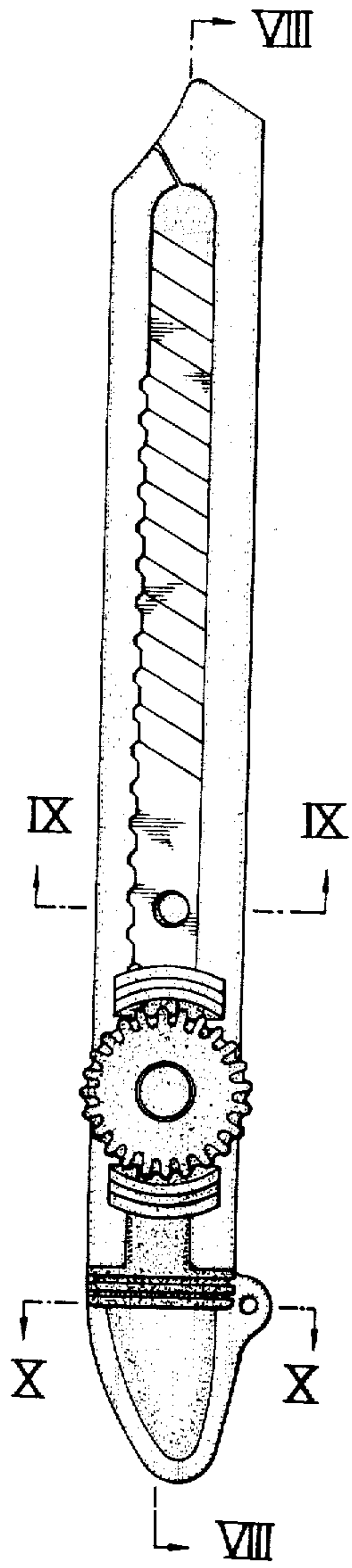


FIG. 2




FIG. 3




FIG. 4




FIG. 5




FIG. 6



FIG. 7

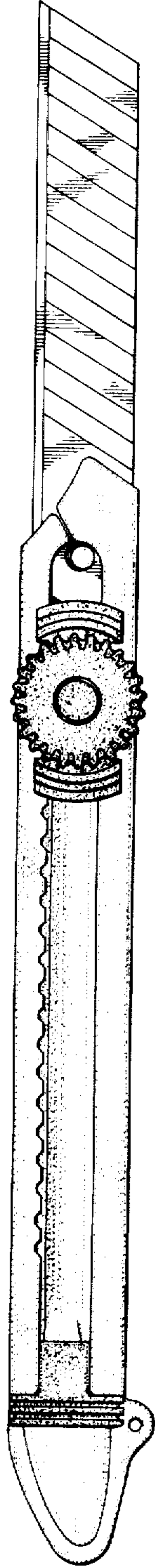


FIG. 8



FIG. 9



FIG. 10

