

[54] ARTICLE HANGER

[76] Inventors: John F. Zyla, 1910 Kingridge Ct., Walnut Creek; John J. Nemec, 52 Riverton Dr., San Francisco, both of Calif. 94596

[**] Term: 14 Years

[21] Appl. No.: 133,487

[22] Filed: Mar. 21, 1980

[51] Int. Cl. D6-08

[52] U.S. Cl. D6/254; D6/113; D6/247; D6/255

[58] Field of Search D6/113, 247-257; 211/113, 118, 119; 223/85, 87, 88, 91-96; 248/301, 359, 214, 215

[56] References Cited

U.S. PATENT DOCUMENTS

| | | | | |
|------------|---------|--------------|-------|---------|
| D. 171,897 | 4/1954 | Barre | | D6/252 |
| 2,403,834 | 7/1946 | Streit | | 223/87 |
| 3,065,946 | 11/1962 | Berkow | | D6/251 |
| 3,414,175 | 12/1968 | Brosk | | D6/249 |
| 4,023,762 | 5/1977 | Batts et al. | | 211/113 |

Primary Examiner—B. J. Bullock
Attorney, Agent, or Firm—Phillips, Moore, Lempio & Majestic

[57] CLAIM

The ornamental design for an article hanger, substantially as shown and described.

DESCRIPTION

FIG. 1 is a front elevational view of an article hanger showing my new design, the rear being a mirror image thereof;

FIG. 2 is a top plan view thereof;

FIG. 3 is a side elevational view taken from the right of FIG. 1;

FIG. 4 is a side elevational view taken from the left of FIG. 1;

FIG. 5 is a bottom plan view thereof;

FIG. 6 is a front elevational view of a second embodiment of the design of FIG. 1;

FIG. 7 is a top plan view of FIG. 6;

FIG. 8 is a side elevational view taken from the right of FIG. 6;

FIG. 9 is a side elevational view taken from the left of FIG. 6;

FIG. 10 is a bottom plan view of FIG. 6.

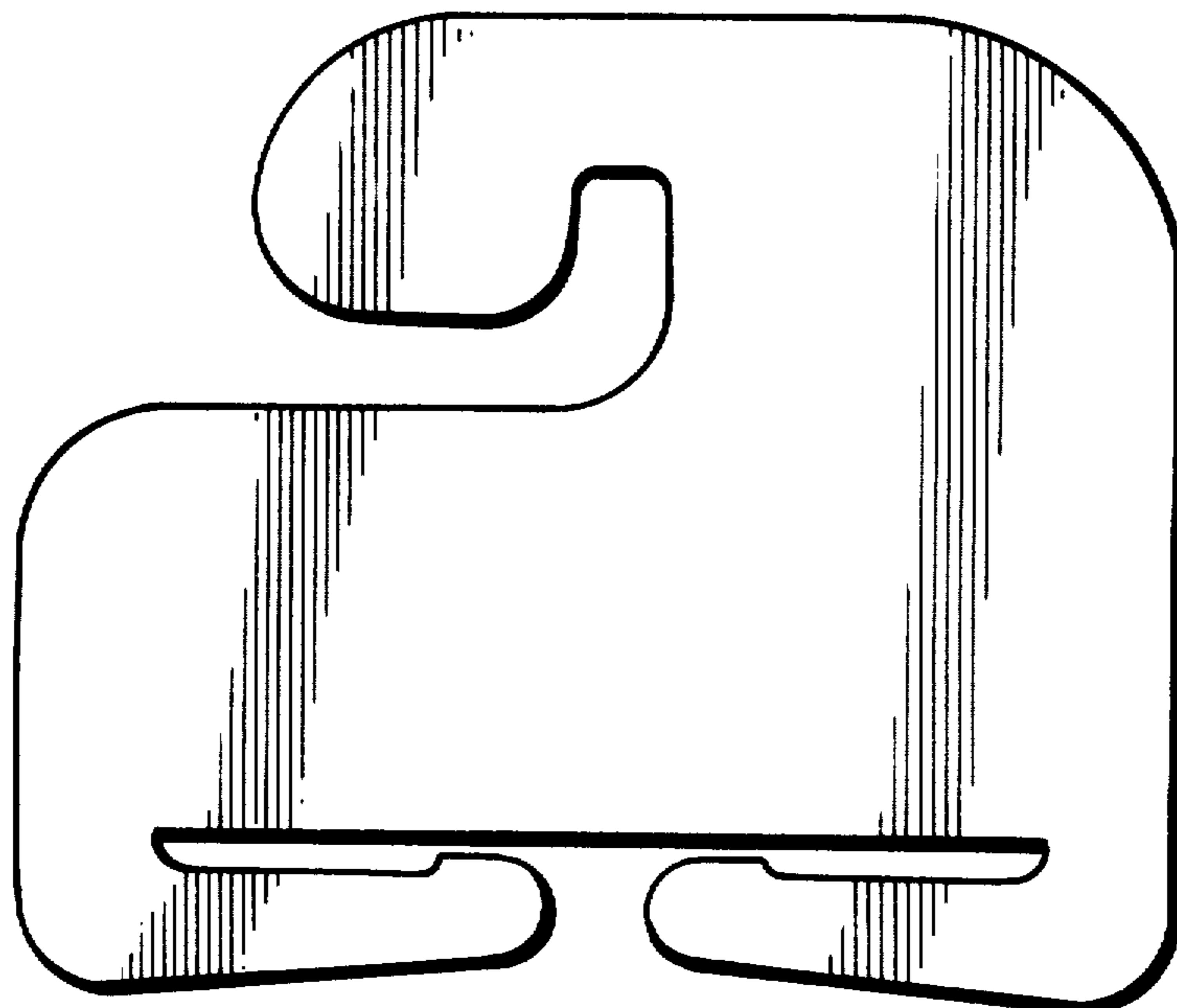




FIGURE 2

FIGURE 3




FIGURE 1

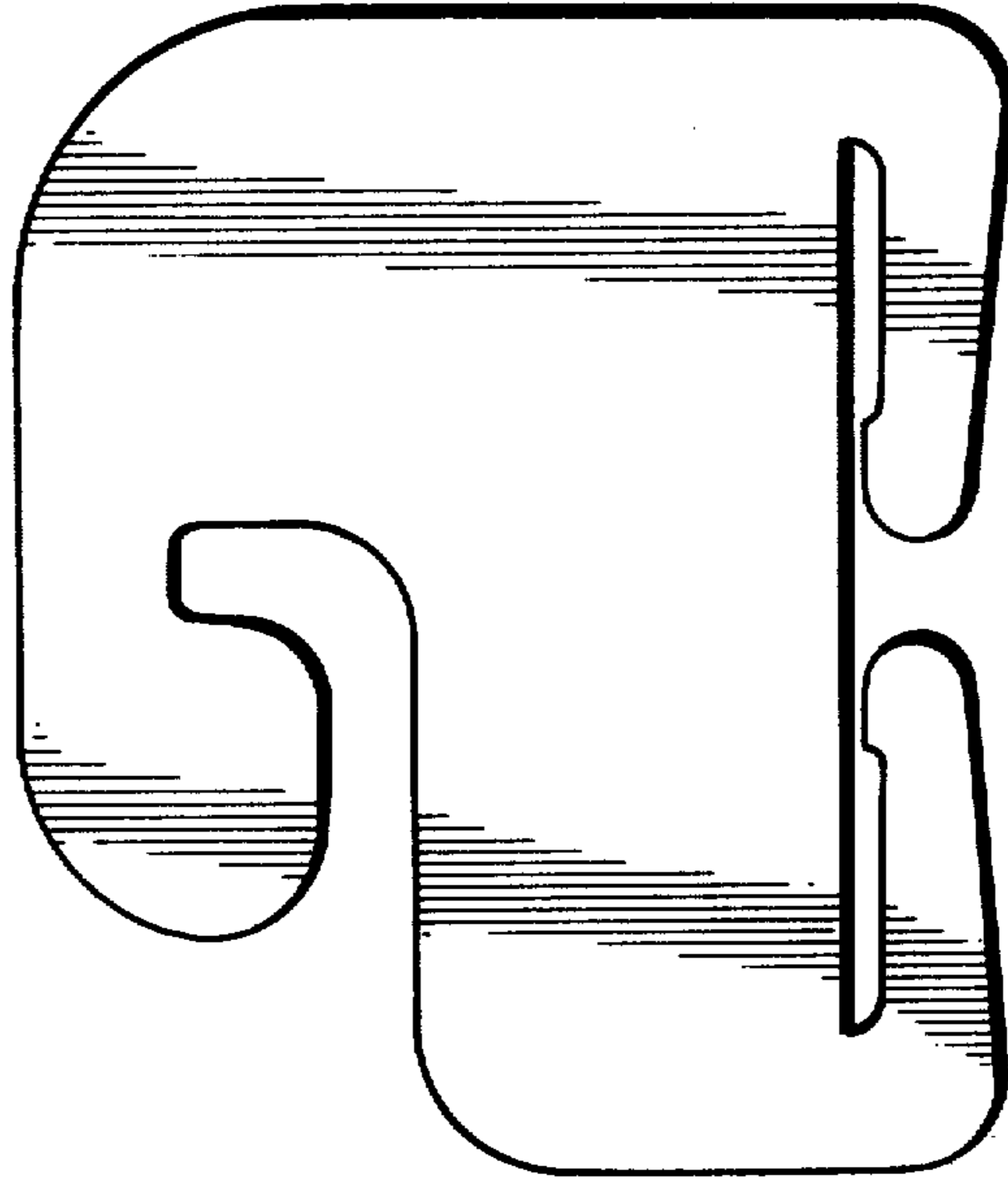


FIGURE 4

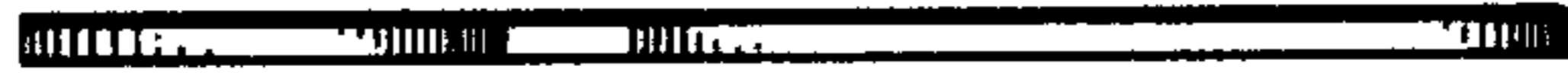


FIGURE 5





FIGURE 7

FIGURE 9




FIGURE 6

FIGURE 8

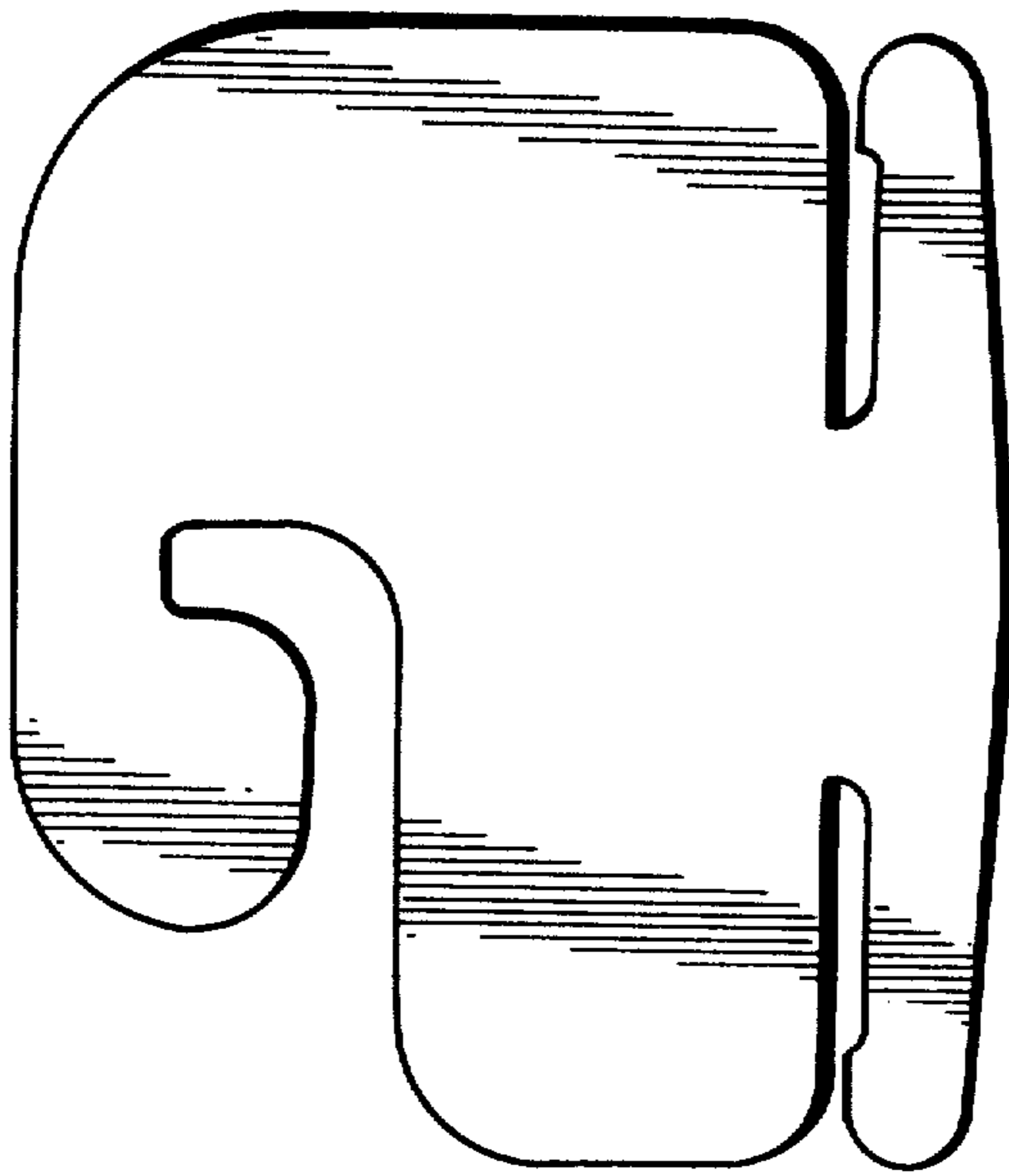


FIGURE 10

