

[54] BAR

[76] Inventor: **Juan N. Johnson**, 2027 E. 17th St., NE., Winston-Salem, N.C. 27105

[**] Term: **14 Years**

[21] Appl. No.: **134,169**

[22] Filed: **Mar. 26, 1980**

[51] Int. Cl. **D06—03**

[52] U.S. Cl. **D6/144**

[58] Field of Search **D6/144, 74, 186, 189, D6/177, 178, 179**

D. 251,049 2/1979 Gardner D6/189

D. 256,639 9/1980 Lee et al. D6/144

Primary Examiner—Joel Stearman
Assistant Examiner—Carmen H. Vales
Attorney, Agent, or Firm—Wigman & Cohen

[57] CLAIM

The ornamental design for a bar, as shown and described.

DESCRIPTION

FIG. 1 is a front elevational view of a bar showing my new design;
 FIG. 2 is a top plan view thereof;
 FIG. 3 is a rear elevational view thereof;
 FIG. 4 is an end elevational view thereof, the opposite end being substantially a mirror image thereof; and
 FIG. 5 is a top plan view thereof, top of the bar removed along line 5—5 of FIG. 1 for convenience of illustration.

[56] References Cited

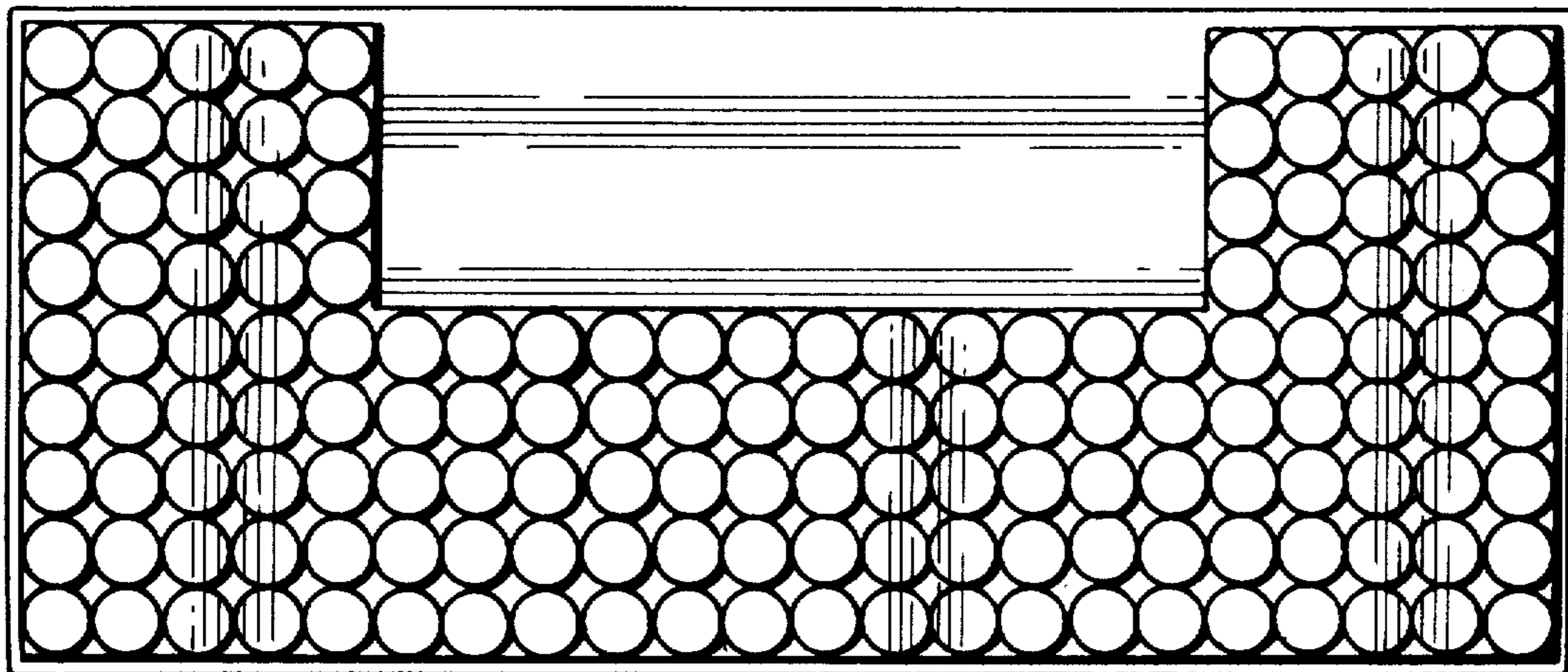

U.S. PATENT DOCUMENTS

D. 134,294 11/1942 Papas D6/186

D. 150,194 7/1948 Barrett D6/144

D. 169,948 6/1953 Quintana D6/74

D. 213,325 2/1969 Gawrys D6/144






FIG. 1

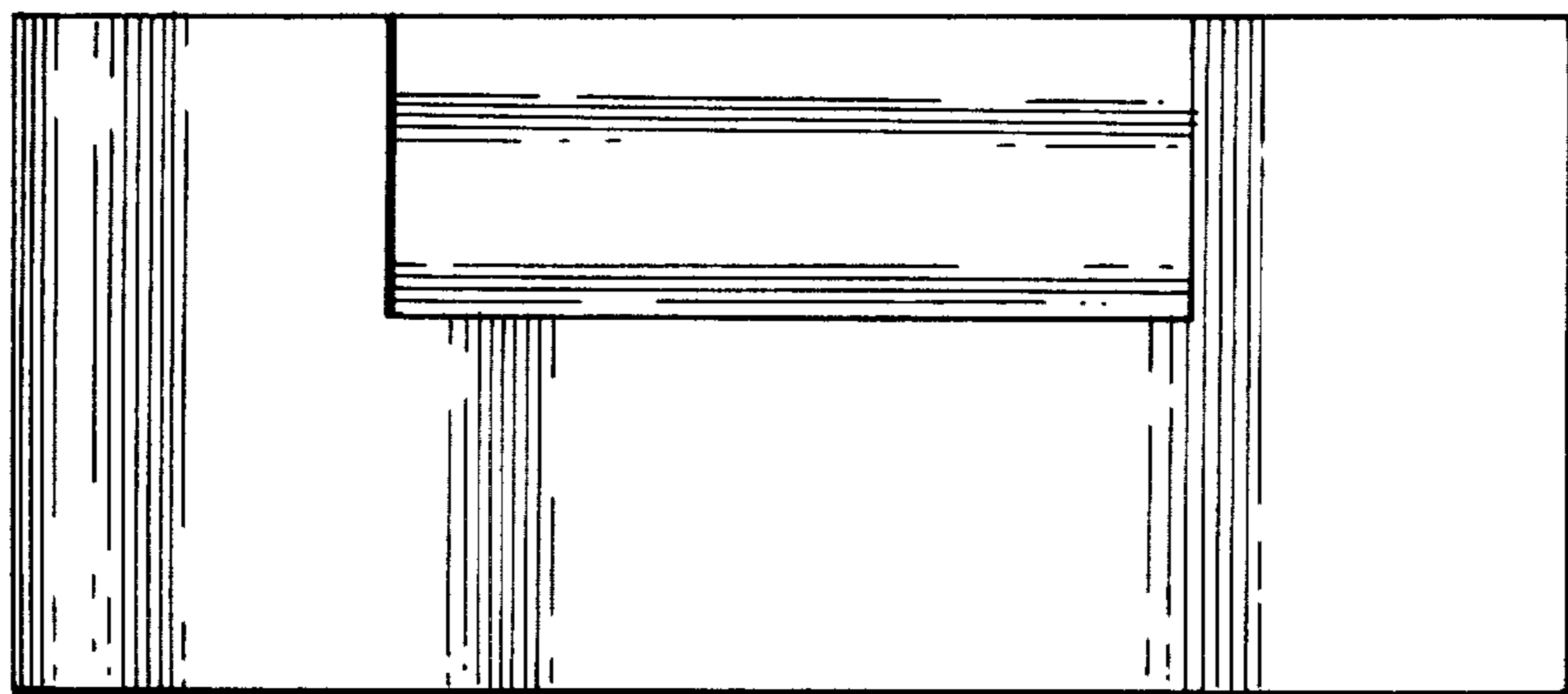


FIG. 2




FIG. 3




FIG. 4

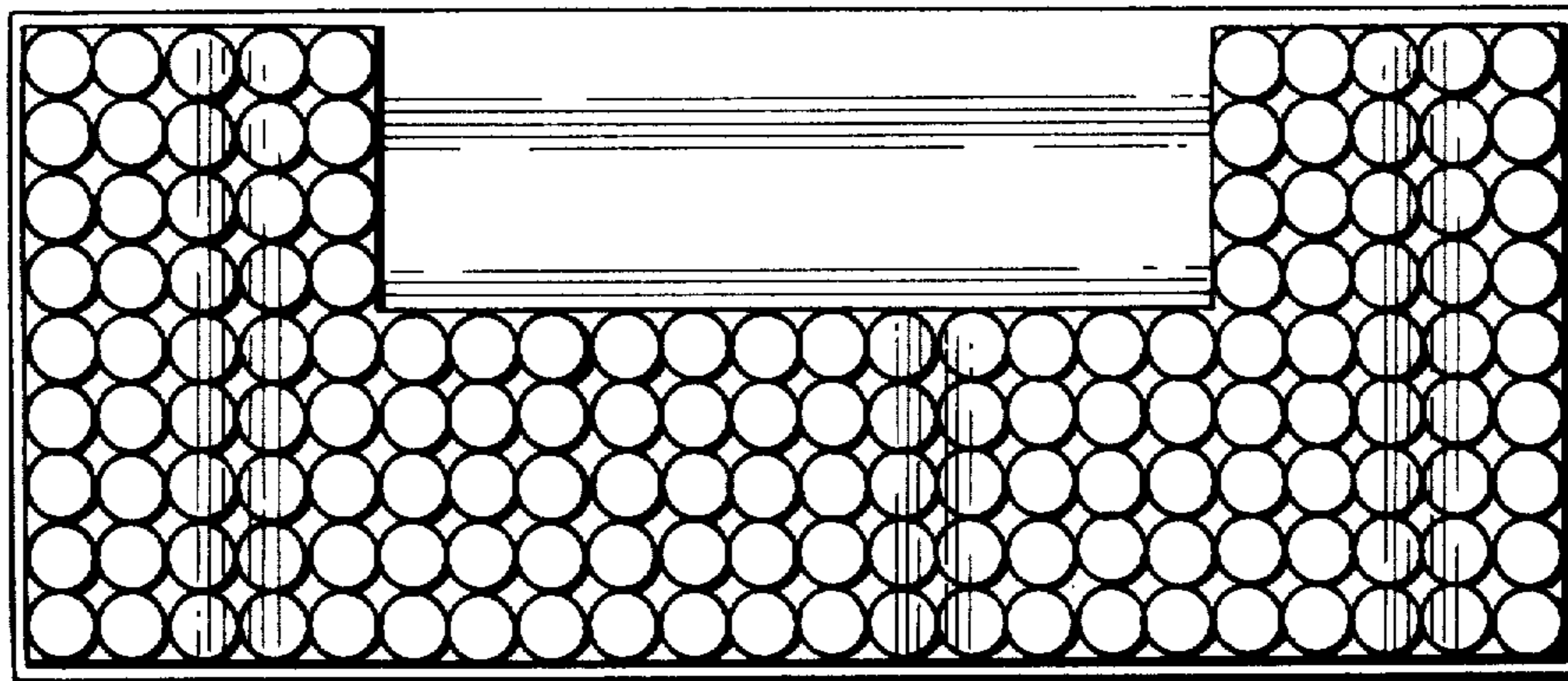


FIG. 5