

[54] RADIO RECEIVER

[75] Inventors: Masanori Hamada, Yao; Yoshiyuki Saigo, Hirakata; Benito Mishiro, Sakai; Kikuo Ohta, Ikoma, all of Japan

[73] Assignee: Matsushita Electric Industrial Co., Ltd., Osaka, Japan

[\*\*] Term: 14 Years

[21] Appl. No.: 158,162

[22] Filed: Jun. 10, 1980

[30] Foreign Application Priority Data

Dec. 20, 1979 [JP] Japan ..... 54-53691

[51] Int. Cl. .... D14-03

[52] U.S. Cl. .... D14/68; D14/70

[58] Field of Search ..... D14/1, 5, 6, 68, 70, D14/71-76, 99

[56] References Cited

U.S. PATENT DOCUMENTS

- D. 256,361 8/1980 Mishiro et al. .... D14/68 X
- D. 257,351 10/1980 Akzawa et al. .... D14/68

OTHER PUBLICATIONS

Sanyo Supplement to 6-4-79 *Retailing Home Furnishings*, p. "4", Item #RP6700.

Primary Examiner—Jane E. Corrigan  
Attorney, Agent, or Firm—Stevens, Davis, Miller & Mosher

[57] CLAIM

The ornamental design for a radio receiver, as shown.

DESCRIPTION

FIG. 1 is a front, top and right side perspective view of a radio receiver showing our new design, FIG. 2 is a rear, bottom and left side perspective view thereof, and FIG. 3 is a top plan view thereof.

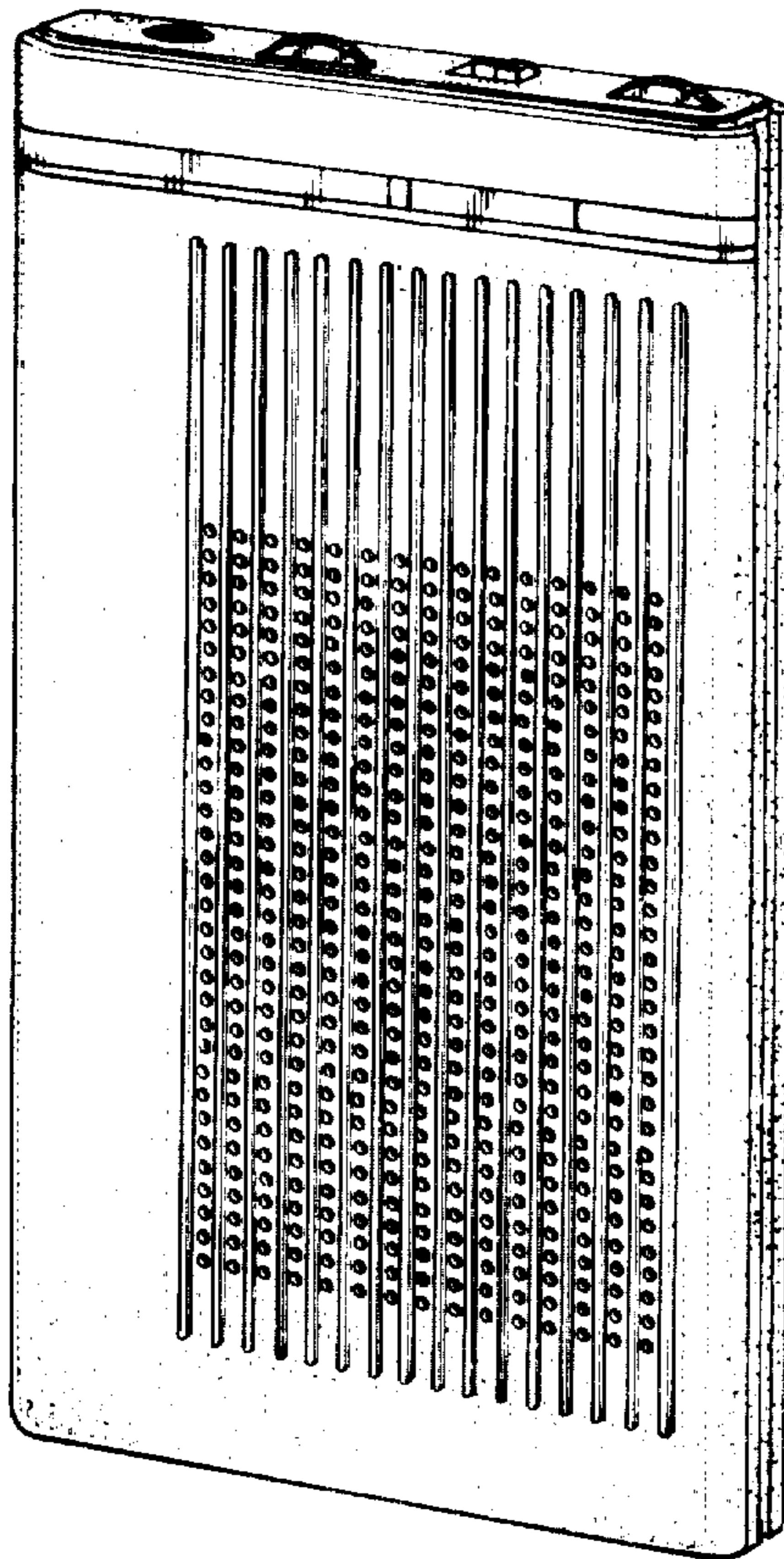


FIG. 1




FIG. 2

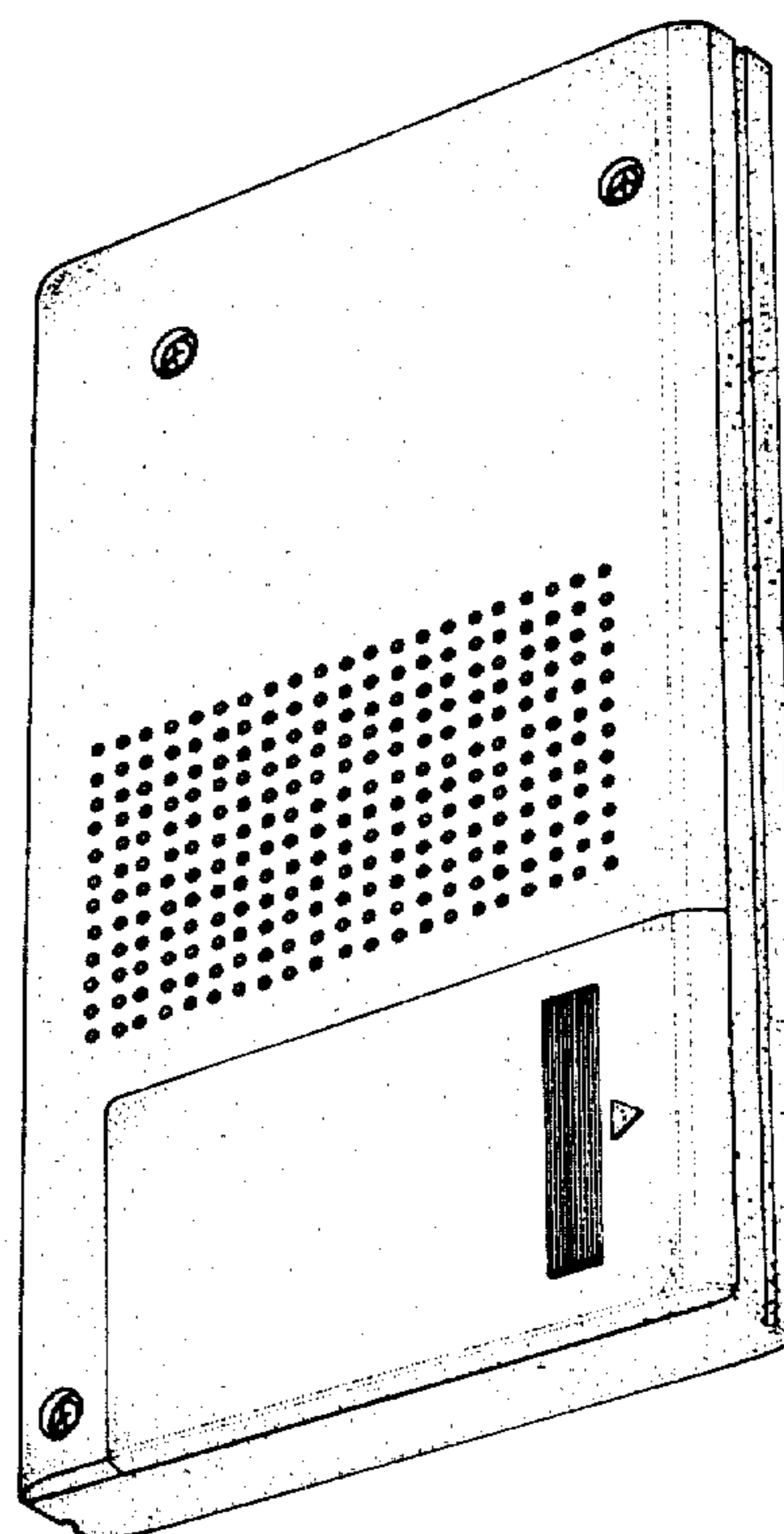


FIG. 3

