

[54] SHELF UNIT OR SIMILAR ARTICLE

[75] Inventors: Lydia de Polo; Jack G. Dunbar, both
of New York, N.Y.

[73] Assignee: General Mills, Inc., Minneapolis,
Minn.

[**] Term: 14 Years

[21] Appl. No.: 45,154

[22] Filed: Jun. 4, 1979

[51] Int. Cl. D06-04

[52] U.S. Cl. D6/186; D6/167;
D6/170

[58] Field of Search D6/181, 186, 188, 165,
D6/167, 168, 169, 170, 171; 312/290, 257 R,
201; 108/59, 64; 248/284, 206

[56] References Cited

U.S. PATENT DOCUMENTS

D. 253,567 12/1979 Ungaro D6/189
2,430,241 11/1947 Nicholas 312/235 R
2,667,401 11/1945 Knuth 312/257 R
2,814,542 11/1957 Gleitsman 312/290

Primary Examiner—Joel Stearman

Assistant Examiner—Carmen H. Vales

Attorney, Agent, or Firm—L. MeRoy Lillehaugen; Gene
O. Enockson

[57] CLAIM

The ornamental design for a shelf unit or similar article,
substantially as shown and described.

DESCRIPTION

FIG. 1 is a front perspective view of a shelf unit show-
ing our new design;

FIG. 2 is a rear perspective view thereof;

FIG. 3 is a top plan view thereof, the bottom plan view
being substantially a mirror image thereof;

FIG. 4 is a side elevational view thereof, as viewed
from the left of FIG. 5;



FIG. 5 is a front elevational view thereof;

FIG. 6 is a side elevational view thereof, as viewed
from the right of FIG. 5;

FIG. 7 is a front perspective view of a second embodi-
ment of a shelf unit, the opposite side not shown is a
mirror image thereof;

FIG. 8 is a front perspective view of a third embodi-
ment of a shelf unit, the opposite side not shown is a
mirror image thereof;

FIG. 9 is a perspective view of the shelf unit with a
front closure in place, the opposite side not shown is a
mirror image thereof.






FIG. 1

FIG. 2

FIG. 3

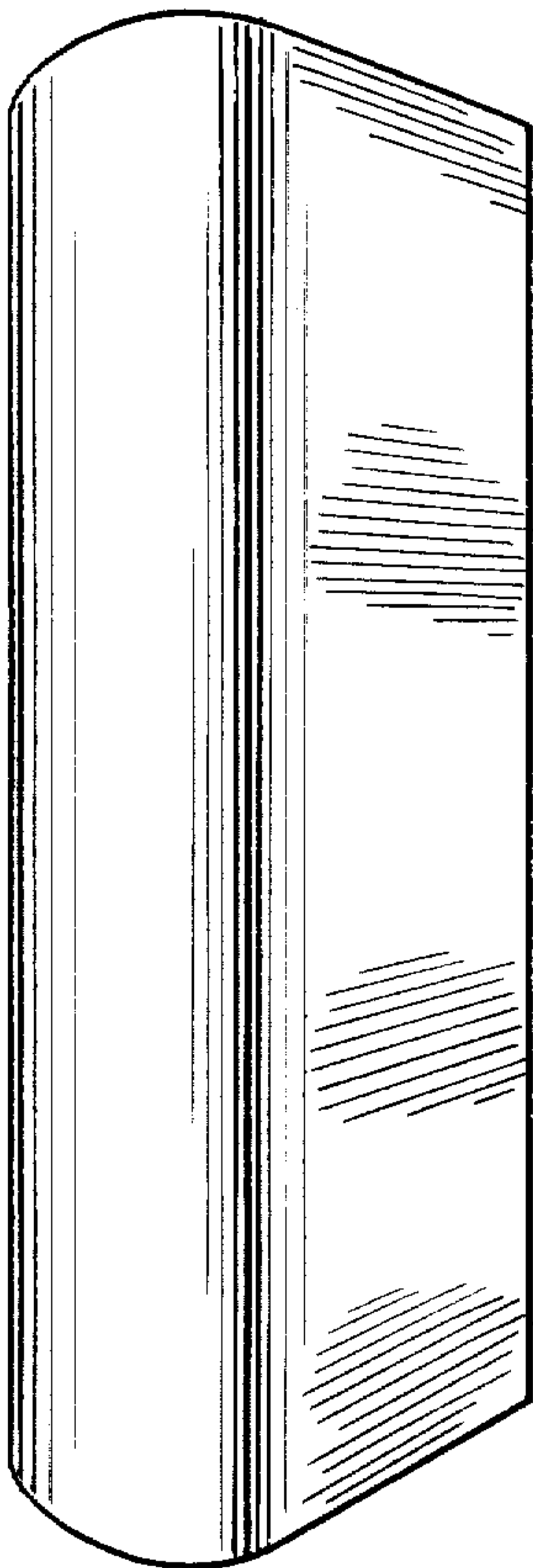
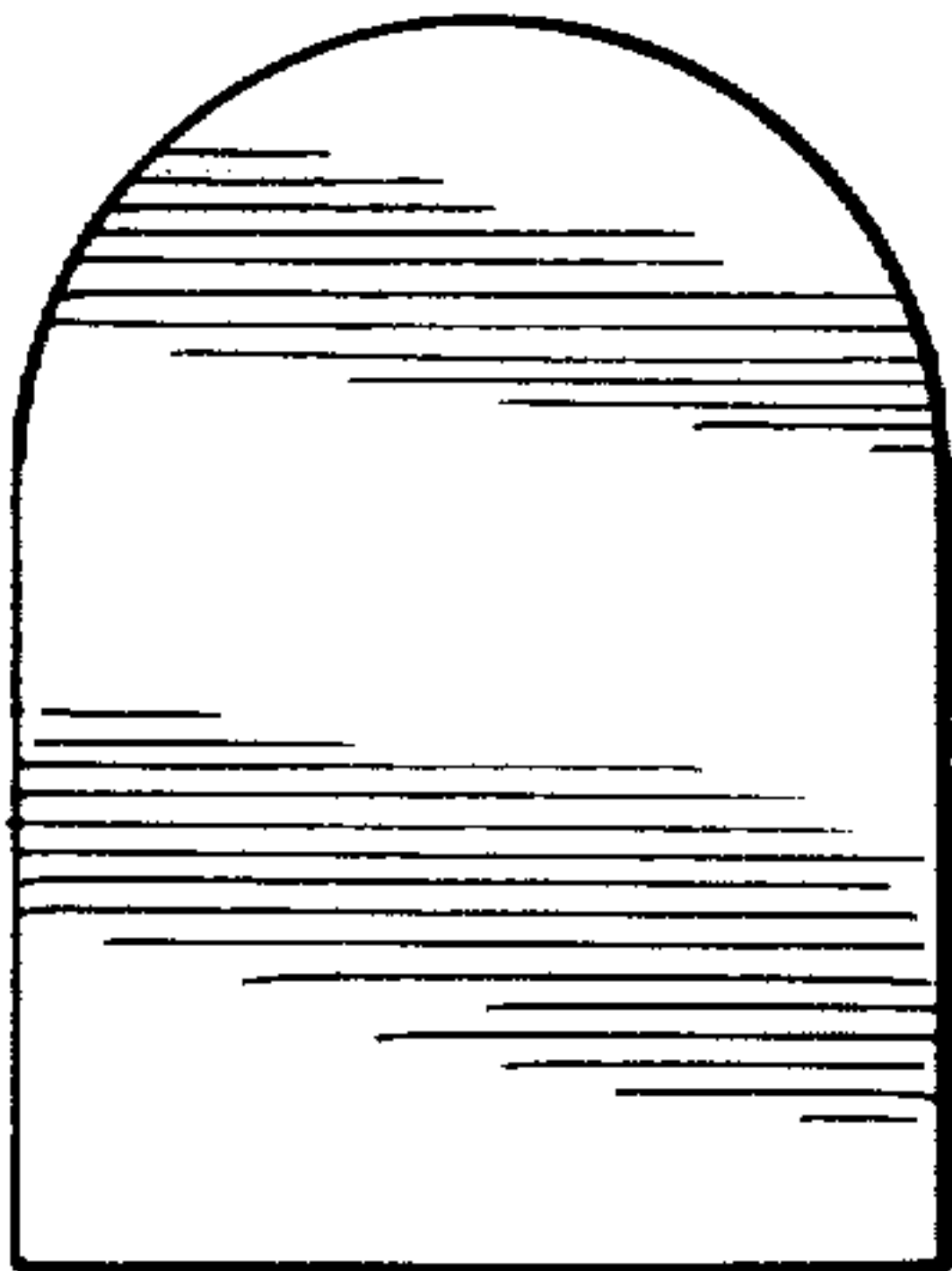


FIG. 4




FIG. 5





FIG. 6






FIG. 7




FIG. 8




FIG. 9