

[54] TREE HOLDER

[76] Inventor: Sam F. Sovey, 5042 Anthony, Corpus Christi, Tex. 78415

[**] Term: 14 Years

[21] Appl. No.: 136,714

[22] Filed: Apr. 2, 1980

[51] Int. Cl. D6-99; D11-02

[52] U.S. Cl. D6/105; D11/152

[58] Field of Search D6/105; D11/143, 152; 248/519, 530; 47/40.5; D8/1

[56] References Cited

U.S. PATENT DOCUMENTS

D. 217,780	6/1970	Lindroth	D6/105
D. 245,368	8/1977	Mueller	D11/143
D. 251,763	5/1979	Sovey	D6/105
835,445	11/1906	Leonard	D6/105
2,424,818	7/1947	Gustafson	D6/105

Primary Examiner—B. J. Bullock

Attorney, Agent, or Firm—Harvey B. Jacobson

[57] CLAIM

The ornamental design for a tree holder, as shown and described.

DESCRIPTION

FIG. 1 is a top plan view of a tree holder showing my new design;
 FIG. 2 is a front elevational view thereof, the side elevational view taken from the left of FIG. 1 being a mirror image;
 FIG. 3 is a side elevational view taken from the right of FIG. 1, the rear elevational view being a mirror image;
 FIG. 4 is a top plan view of a second embodiment of the design of FIG. 1;
 FIG. 5 is a front elevational view of FIG. 4, the side elevational view taken from the left of FIG. 4 being a mirror image;
 FIG. 6 is a side elevational view taken from the right of FIG. 1, the rear elevational view being a mirror image.
 The undersurface of the base plate is plain and unornamented.

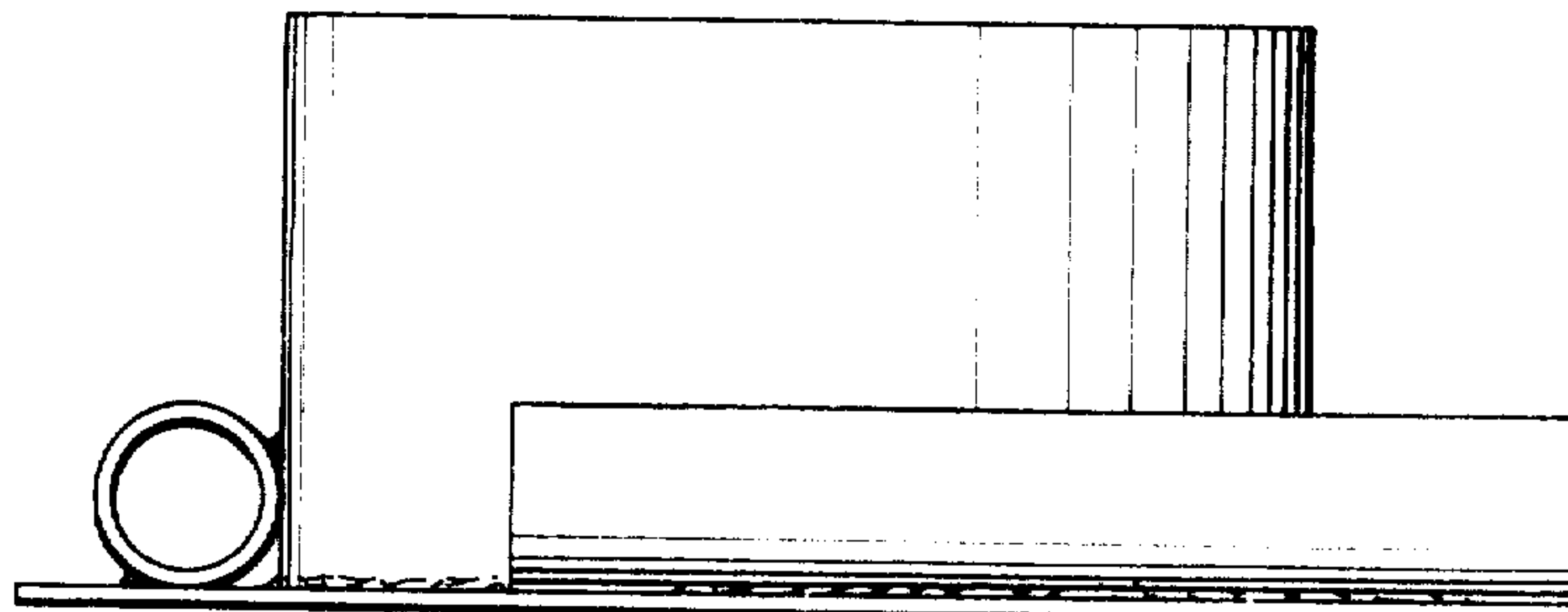
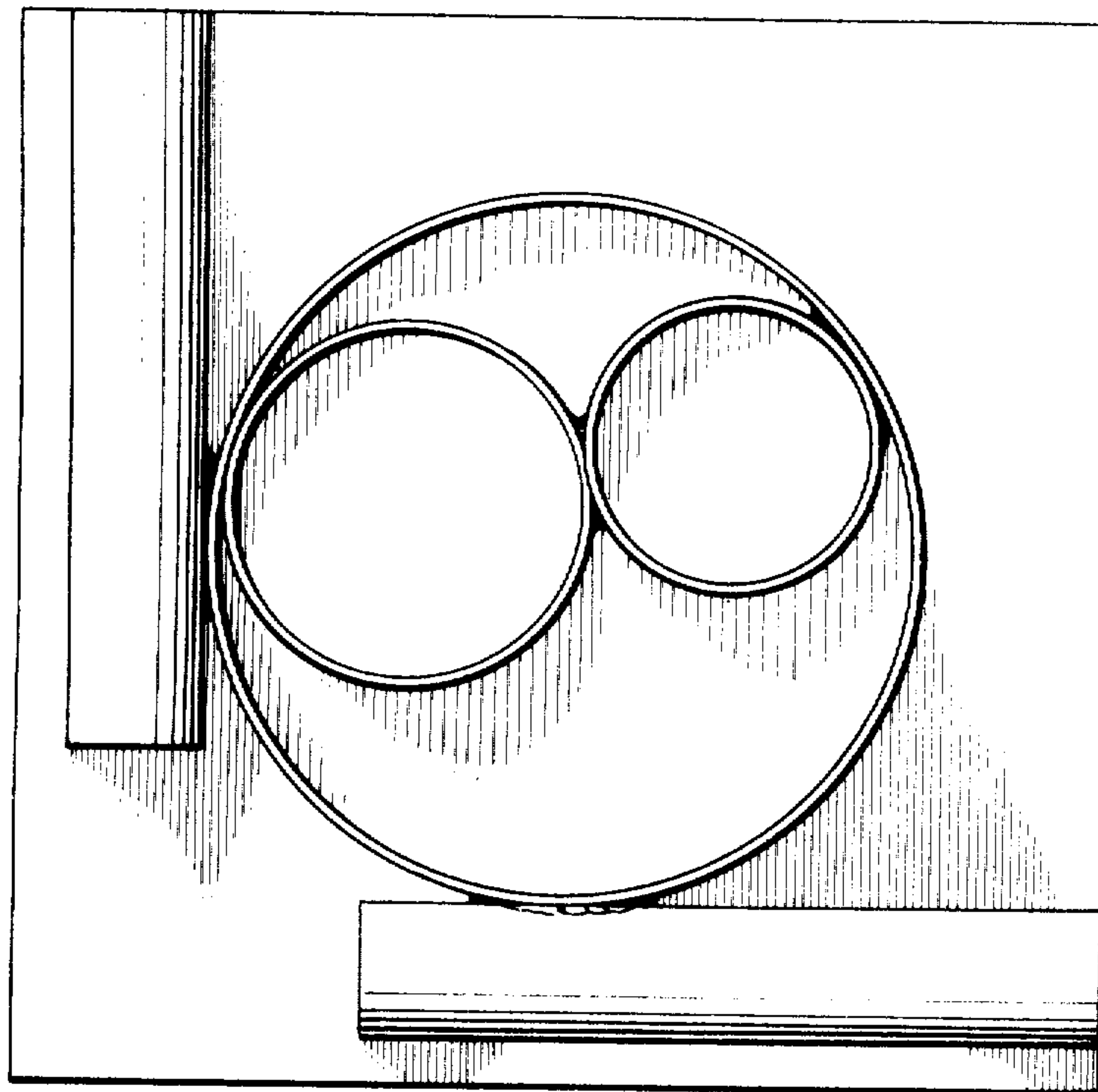


FIG. 1




FIG. 2

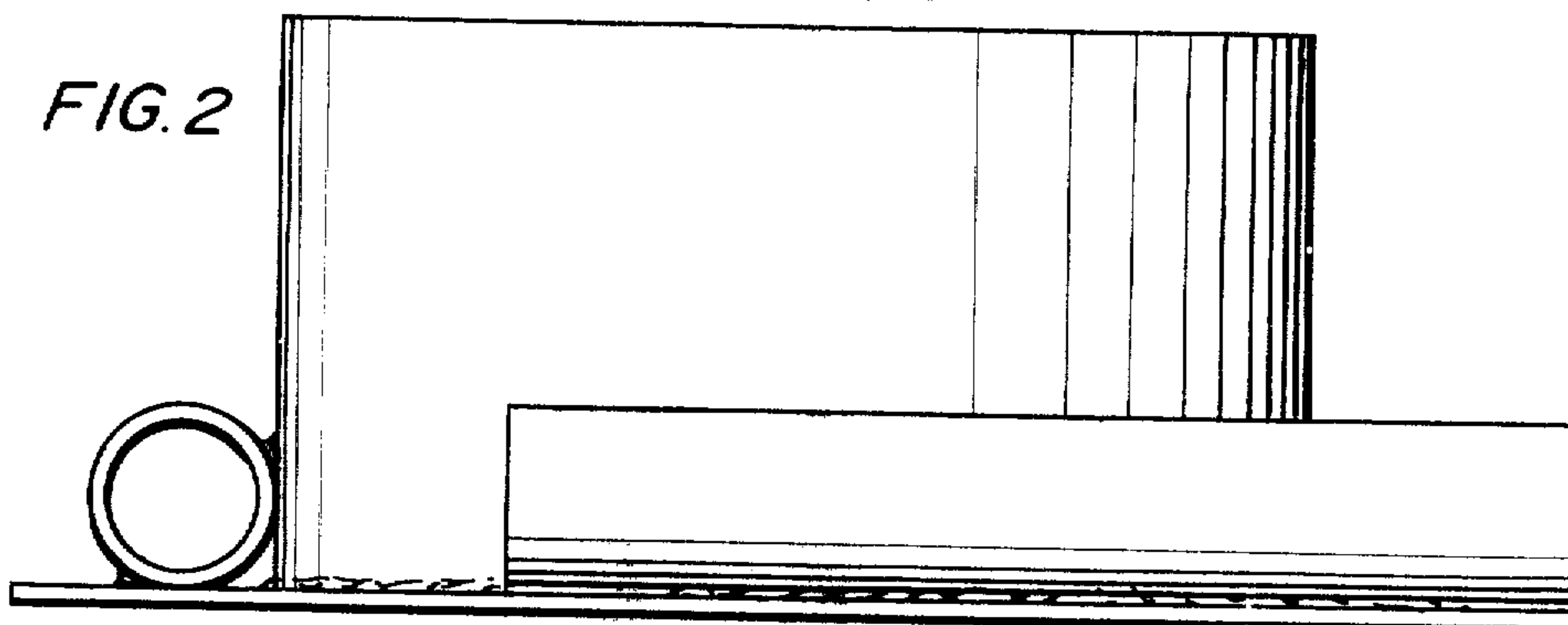


FIG. 3




FIG. 4




FIG. 5

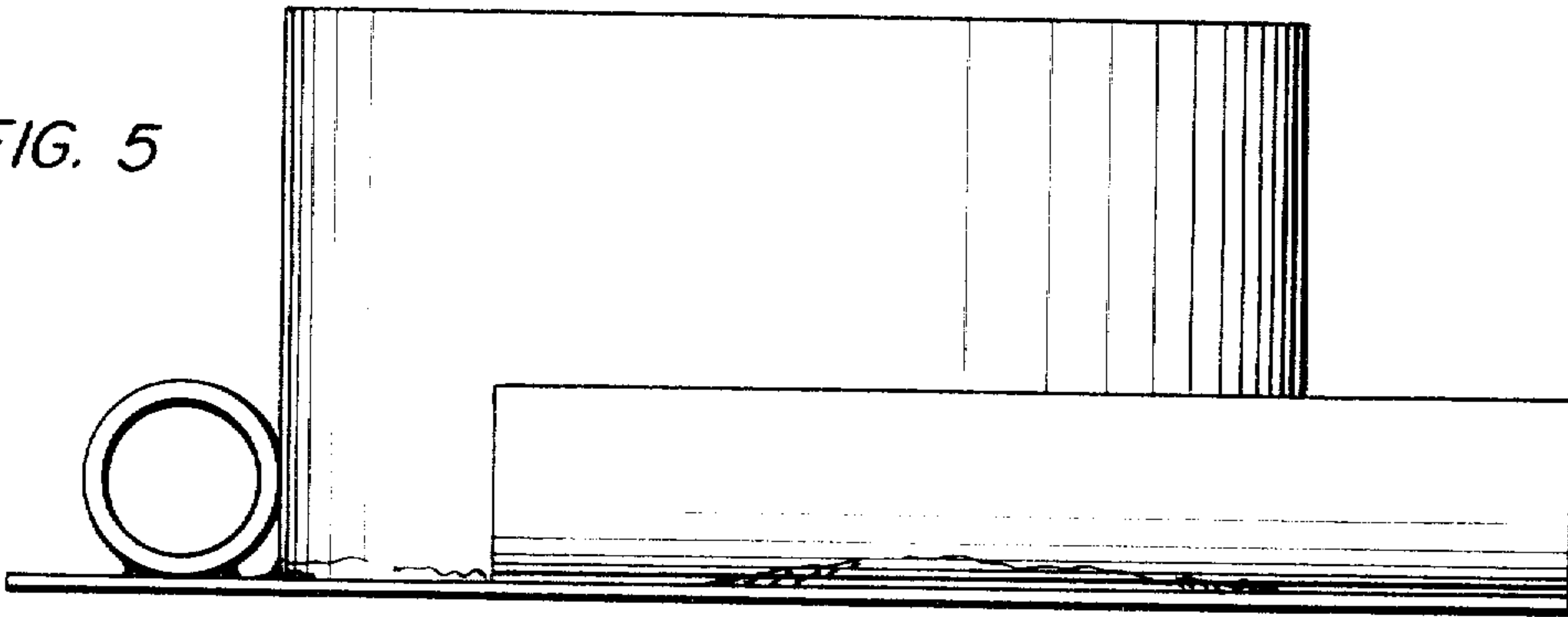


FIG. 6

