

[54] CONTAINER FOR LIQUIDS UNDER PRESSURE

[75] Inventor: Kenichi Maeda, Neyagawa, Japan

[73] Assignee: The Nippon Aluminium Mfg. Co., Ltd., Osaka, Japan

[\*] Notice: The portion of the term of this patent subsequent to May 25, 1996, has been disclaimed.

[\*\*] Term: 14 Years

[21] Appl. No.: 142,619

[22] Filed: Apr. 21, 1980

[51] Int. Cl. .... D9-03

[52] U.S. Cl. .... D34/39; D9/370; D9/396

[58] Field of Search. .... D9/300, 349-355, D9/390-399, 370; D34/39; 220/1 B

[56] References Cited

U.S. PATENT DOCUMENTS

D. 105,655	8/1937	Drach	D9/350
D. 106,628	10/1937	Leach, Jr.	D9/367
D. 116,861	9/1939	Mas	D9/355
D. 118,870	2/1940	Trevisan	D9/353
D. 163,390	5/1951	Hofmann	D9/352
D. 200,074	1/1965	Bodenheimer	D99/51
D. 200,808	4/1965	Heisler et al.	D99/51
D. 209,017	10/1967	Rice	D99/51
D. 257,463	10/1980	Campbell et al.	D9/370

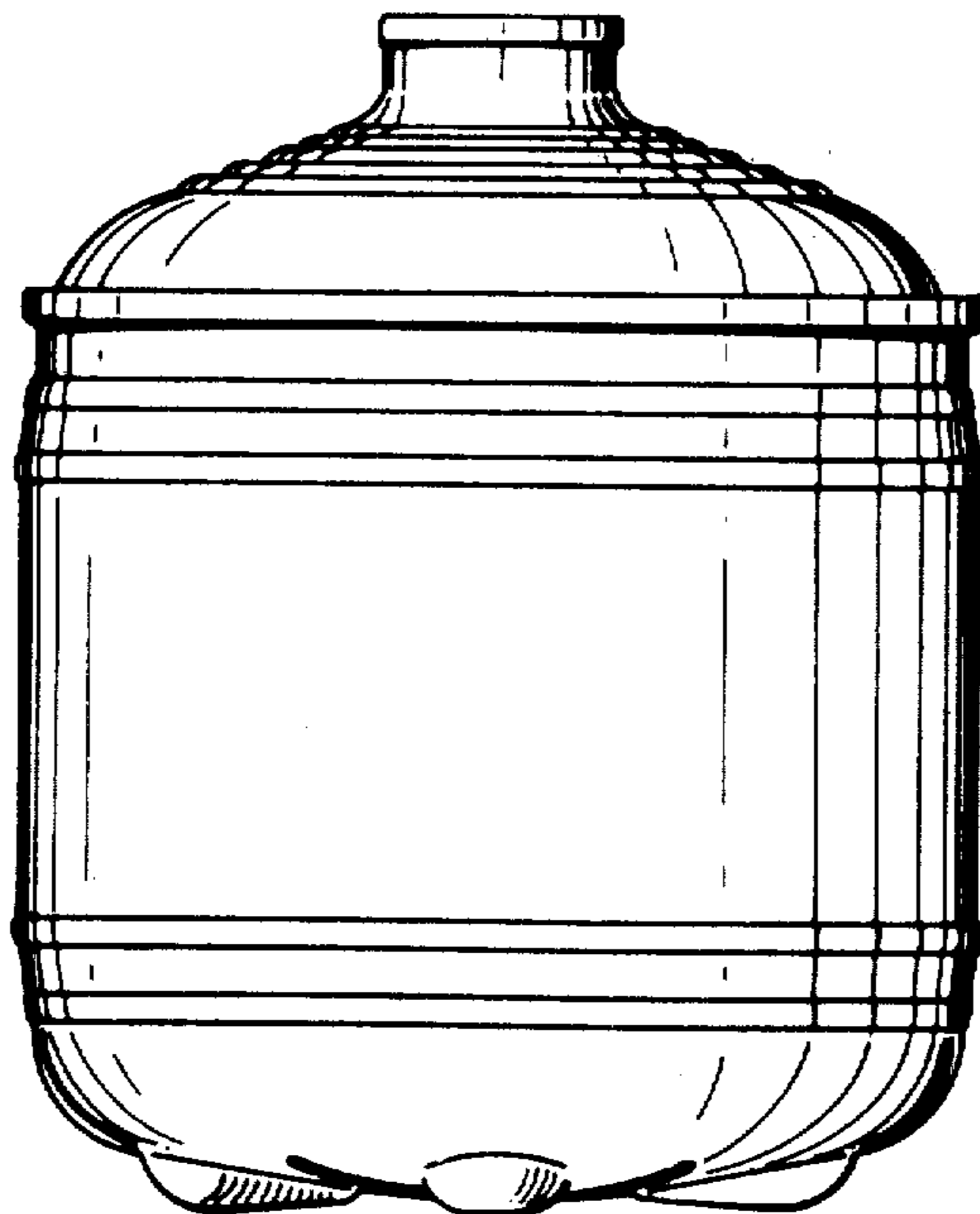
Primary Examiner—Robert C. Spangler  
Attorney, Agent, or Firm—Browdy and Neimark

[57] CLAIM

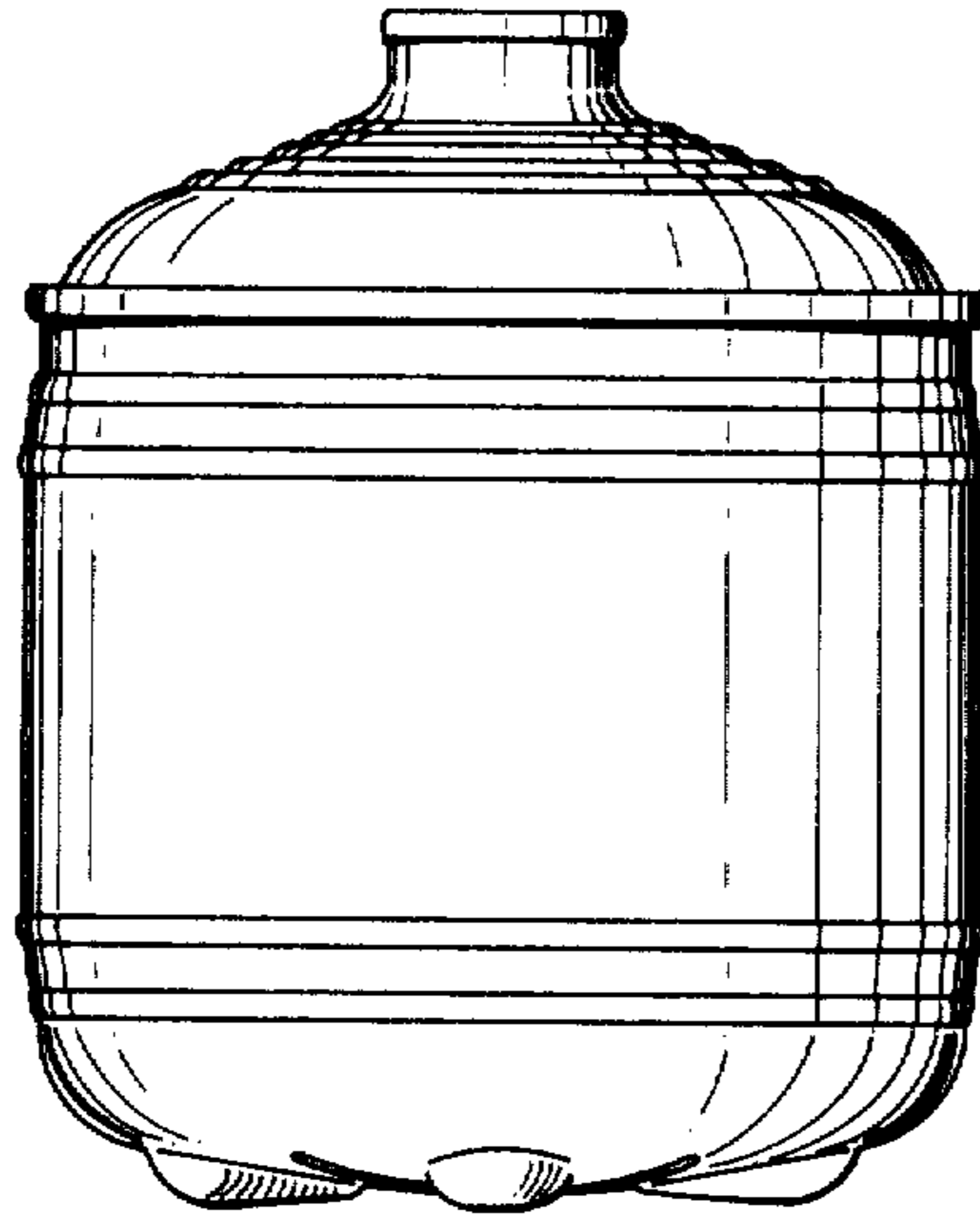
The ornamental design for a container for liquids under pressure, as shown .

DESCRIPTION


FIG. 1 is a front elevational view of a container for liquids under pressure showing my new design; FIG. 2 is a top plan view thereof; FIG. 3 is a bottom plan view thereof; and FIG. 4 is a perspective view thereof.



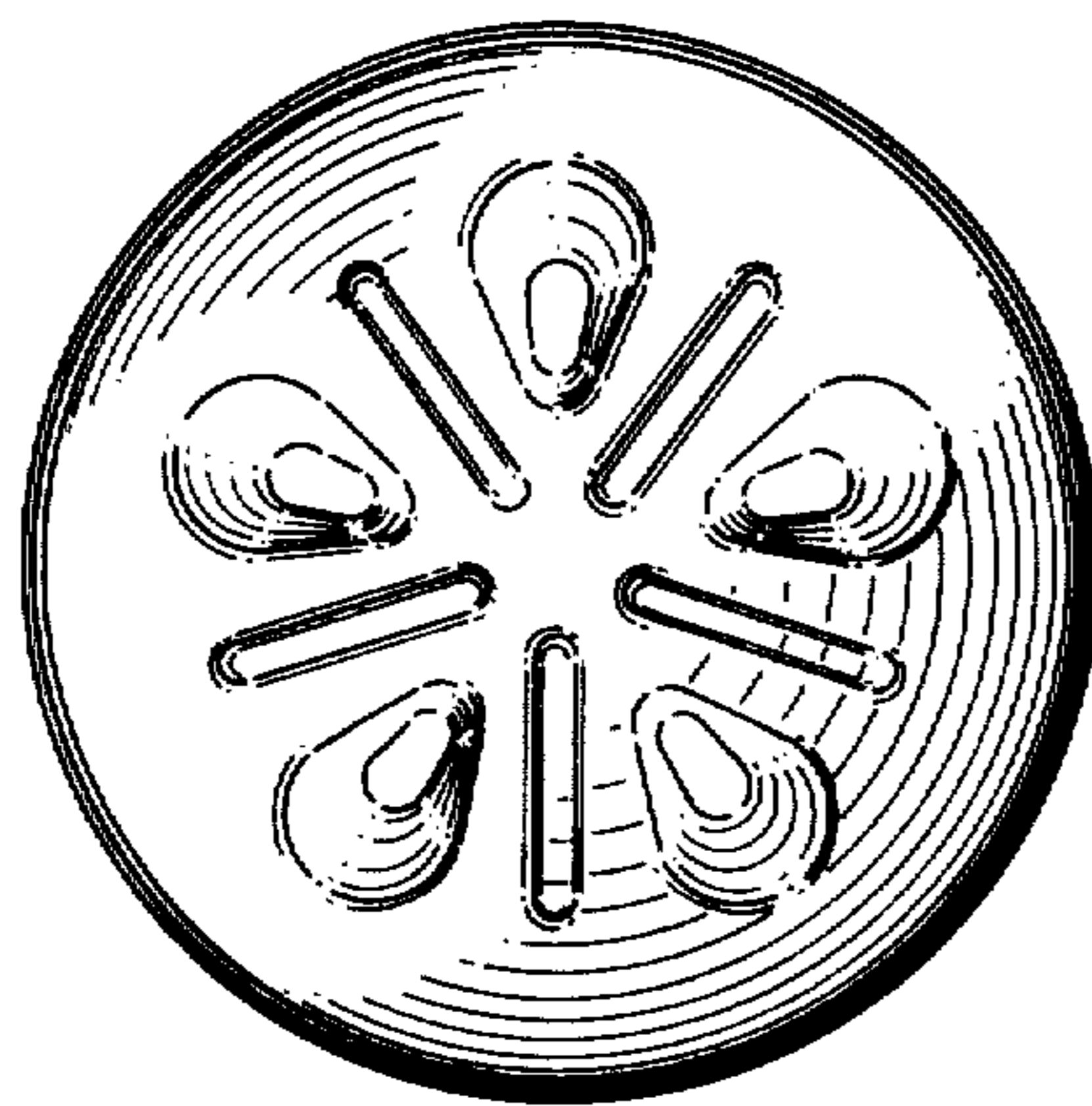
**FIG. 1**



**FIG. 2**



**FIG. 3**



**FIG. 4**

