

[54] **COMBINED VIDEO TAPE RECORDER  
TUNER AND CLOCK**

[75] Inventors: **Mitsuo Takanaga, Kyoto; Kazuhiko Nagata, Katano; Kenji Nishiyama, Hirakata; Shinji Makino, Ikoma, all of Japan**

[73] Assignee: **Matsushita Electric Industrial Co., Ltd., Osaka, Japan**

[\*\*] Term: **14 Years**

[21] Appl. No.: **143,683**

[22] Filed: **Apr. 25, 1980**

[30] **Foreign Application Priority Data**

Oct. 31, 1979 [JP] Japan ..... 54-46075

[51] Int. Cl. .... **D14-01; D14-03**

[52] U.S. Cl. .... **D14/02; D10/2; D10/15**

[58] Field of Search ..... **D10/2, 3; D14/73, 2, D14/3, 6; 360/33-38, 79, 85, 93-96, 6, 9; 179/15.55 R**

[56] **References Cited**

**U.S. PATENT DOCUMENTS**

- D. 238,881 2/1976 Ishi et al. .... D14/2
- D. 238,882 2/1976 Ishi et al. .... D14/2

- D. 251,424 3/1979 Nagata ..... D14/2
- D. 252,391 7/1979 Ohya et al. .... D14/2
- D. 258,057 1/1981 Takanaga et al. .... D14/2
- D. 258,820 4/1981 Hamada ..... D14/73
- D. 259,487 6/1981 Wada et al. .... D14/73
- D. 259,788 7/1981 Miyanaga et al. .... D14/73

**OTHER PUBLICATIONS**

Lafayette Radio Electronics, Cat. No. 740, ©1973, p. 185, Video Tape Recorder.

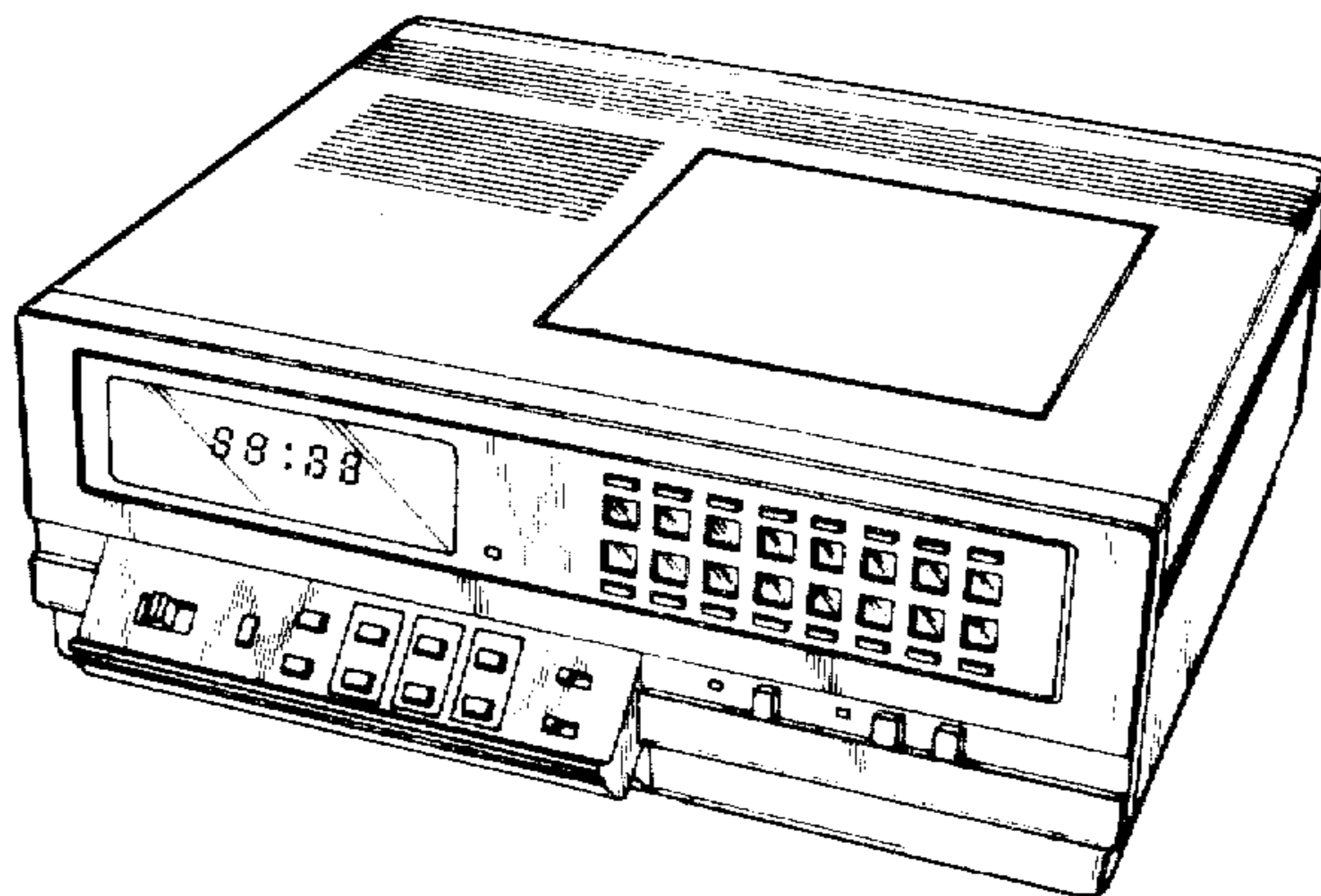
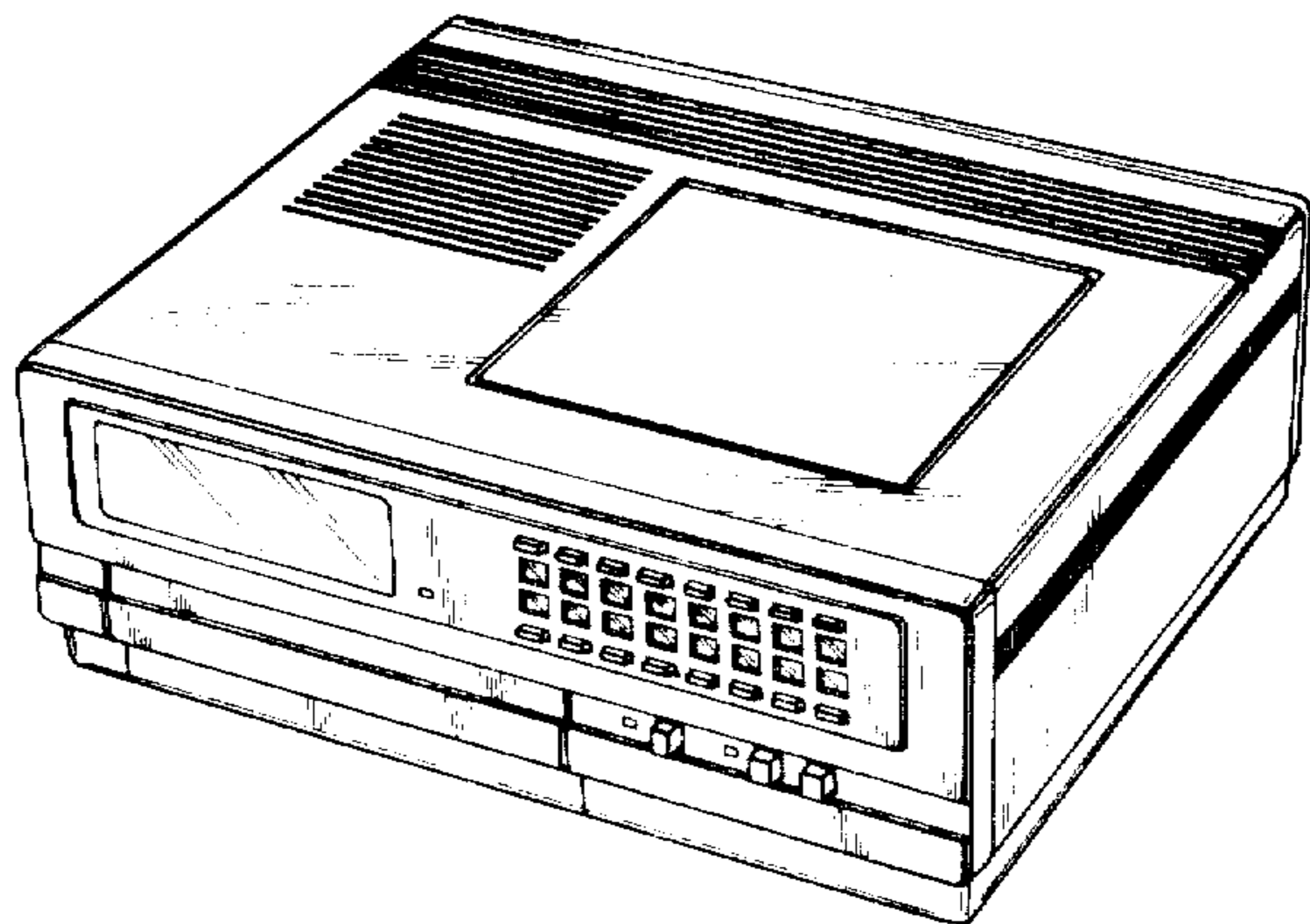
*Primary Examiner*—Bernard Ansher  
*Attorney, Agent, or Firm*—Sughrue, Mion, Zinn, Macpeak & Seas

[57] **CLAIM**

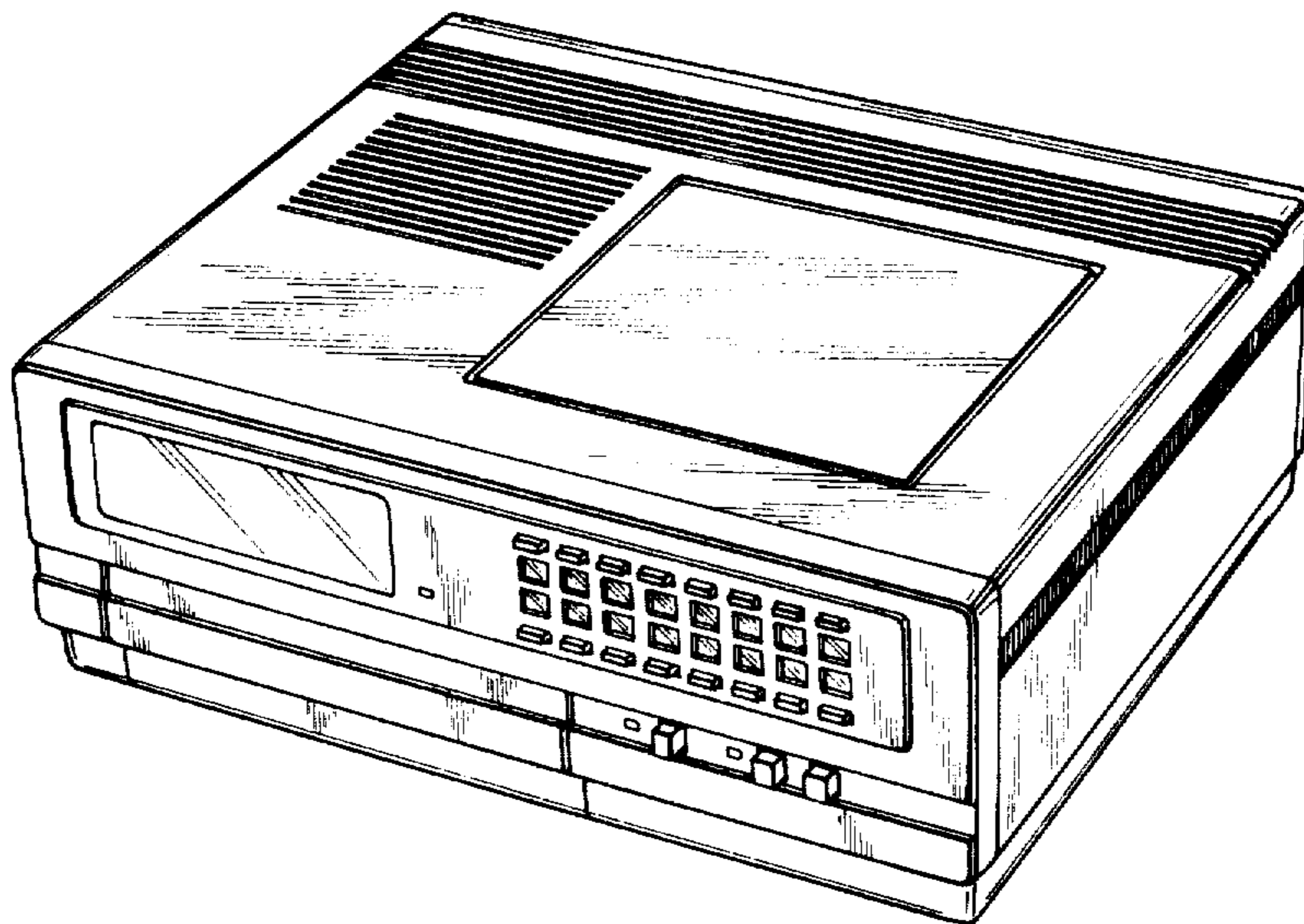
The ornamental design for a combined video tape recorder tuner and clock, as shown and described.

**DESCRIPTION**

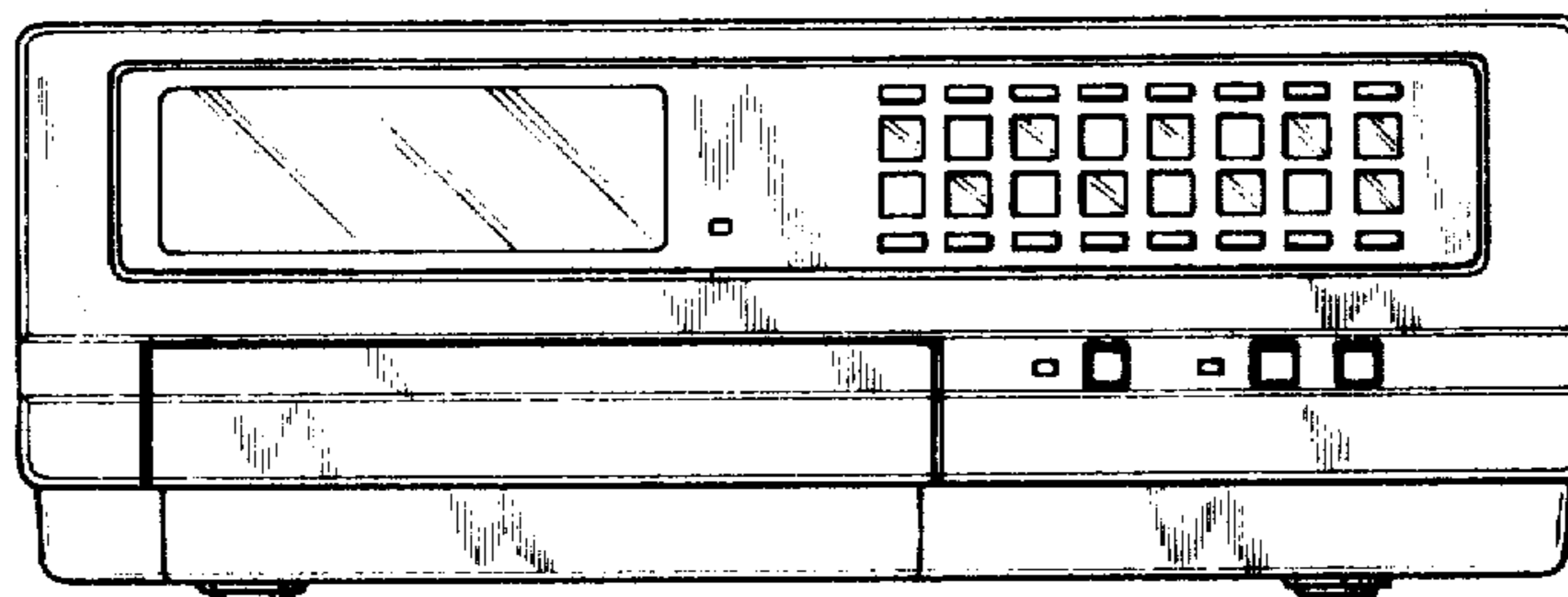
FIG. 1 is a front, top and right side perspective view of a combined video tape recorder tuner and clock showing our new design;  
FIG. 2 is a front, elevational view thereof;  
FIG. 3 is a rear, bottom and left side perspective view thereof; and  
FIG. 4 is a front, top and right side perspective view thereof, with a portion of the front panel pivoted outwardly of the plane of the front surface thereof to expose controls therefor.



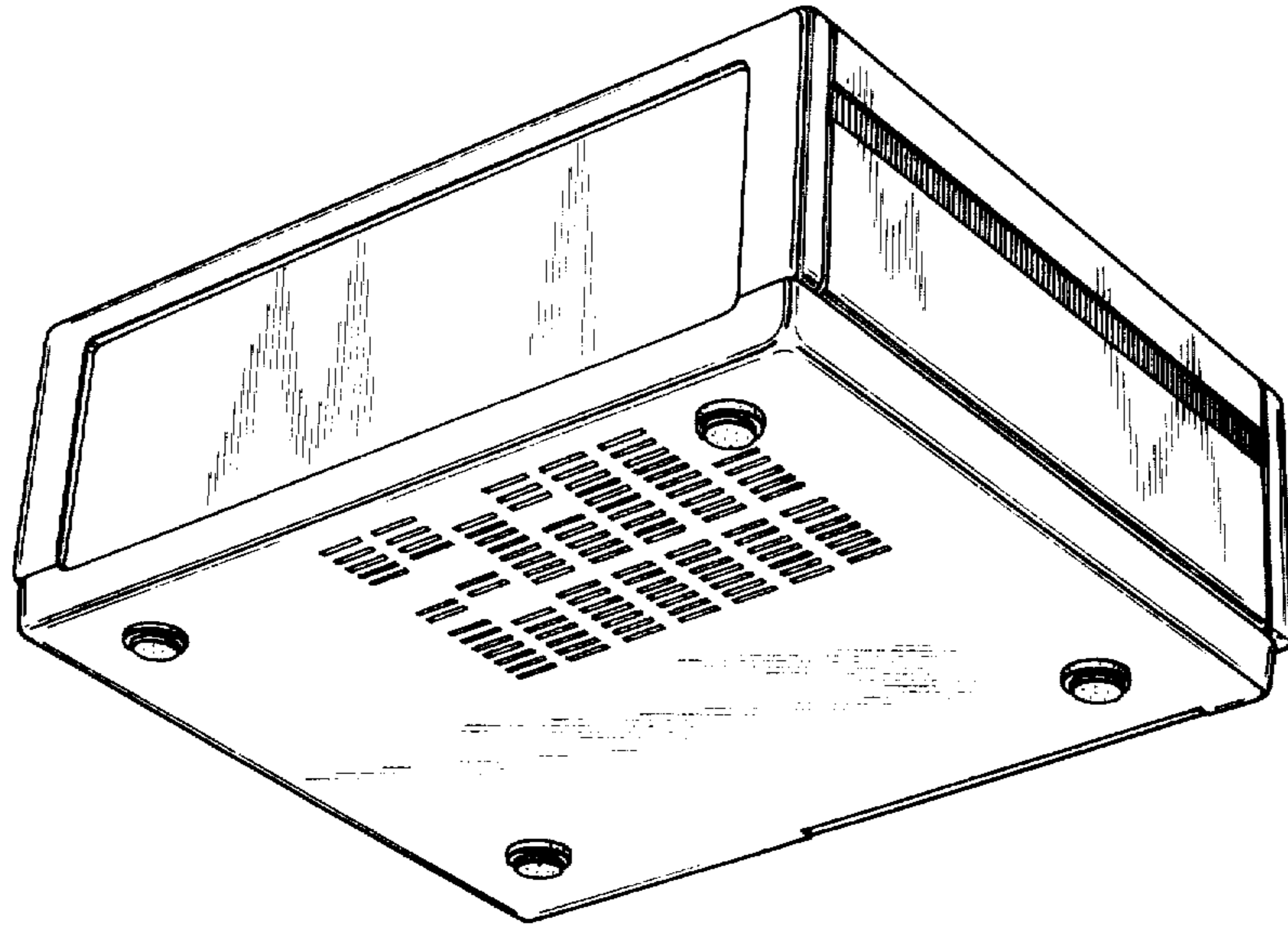
*FIG. 1*



*FIG. 2*



**FIG. 3**



**FIG. 4**

