

[54] FURNITURE SUPPORT BRACKET

[75] Inventors: **Kenneth B. Fether; Maurice Grosse; Michael Carson**, all of London, England

[73] Assignee: **Planned Space Products Limited**, England

[\*\*] Term: **14 Years**

[21] Appl. No.: **67,038**

[22] Filed: **Aug. 16, 1979**

[30] **Foreign Application Priority Data**  
Jan. 11, 1979 [GB] United Kingdom ..... 79988057

[51] Int. Cl. .... **D6—06**  
[52] U.S. Cl. .... **D6/191; D6/198**  
[58] Field of Search ..... **D6/191, 198; D8/366, D8/373, 371; 248/220.02, 316 D, 551**

[56] **References Cited**

**U.S. PATENT DOCUMENTS**

D. 211,128	5/1968	Gelles .....	D8/371
1,600,818	9/1926	Harbert .....	248/295.1
3,350,045	10/1967	Mayers .....	248/316 D

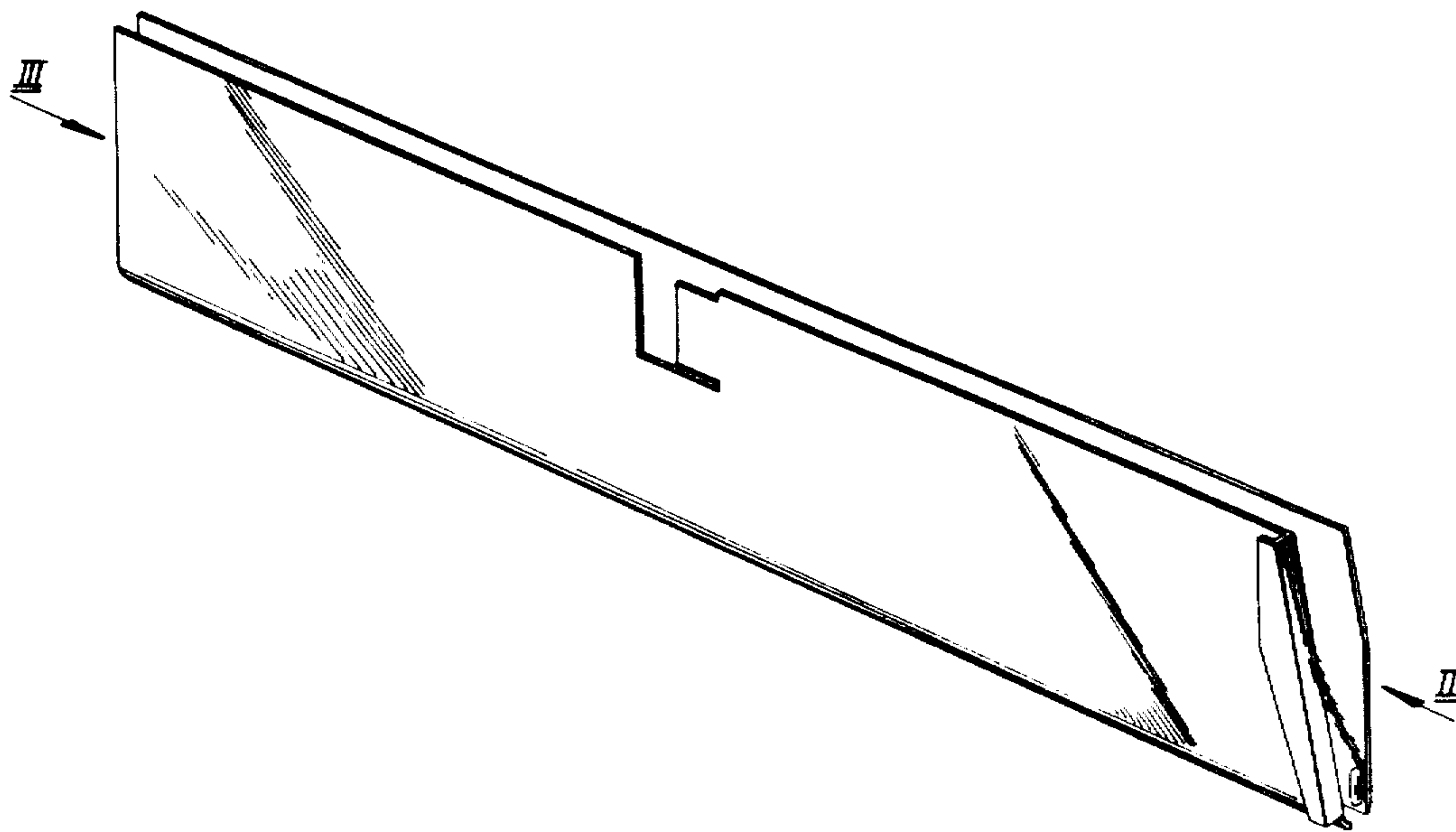
*Primary Examiner*—Lester L. Lee  
*Attorney, Agent, or Firm*—Murray & Whisenhunt

[57] **CLAIM**

The ornamental design for a furniture support bracket, substantially as shown.

**DESCRIPTION**

FIG. 1 is a perspective view of a furniture support bracket embodying our new design, FIG. 2 is an end elevation as seen in the direction indicated by an arrow II in FIG. 1, FIG. 3 is an opposite end elevation as seen in the direction indicated by an arrow III in FIG. 1, FIG. 4 is a side elevation of the furniture support bracket, FIG. 5 is a top plan view, and FIG. 6 is an opposite side elevation.



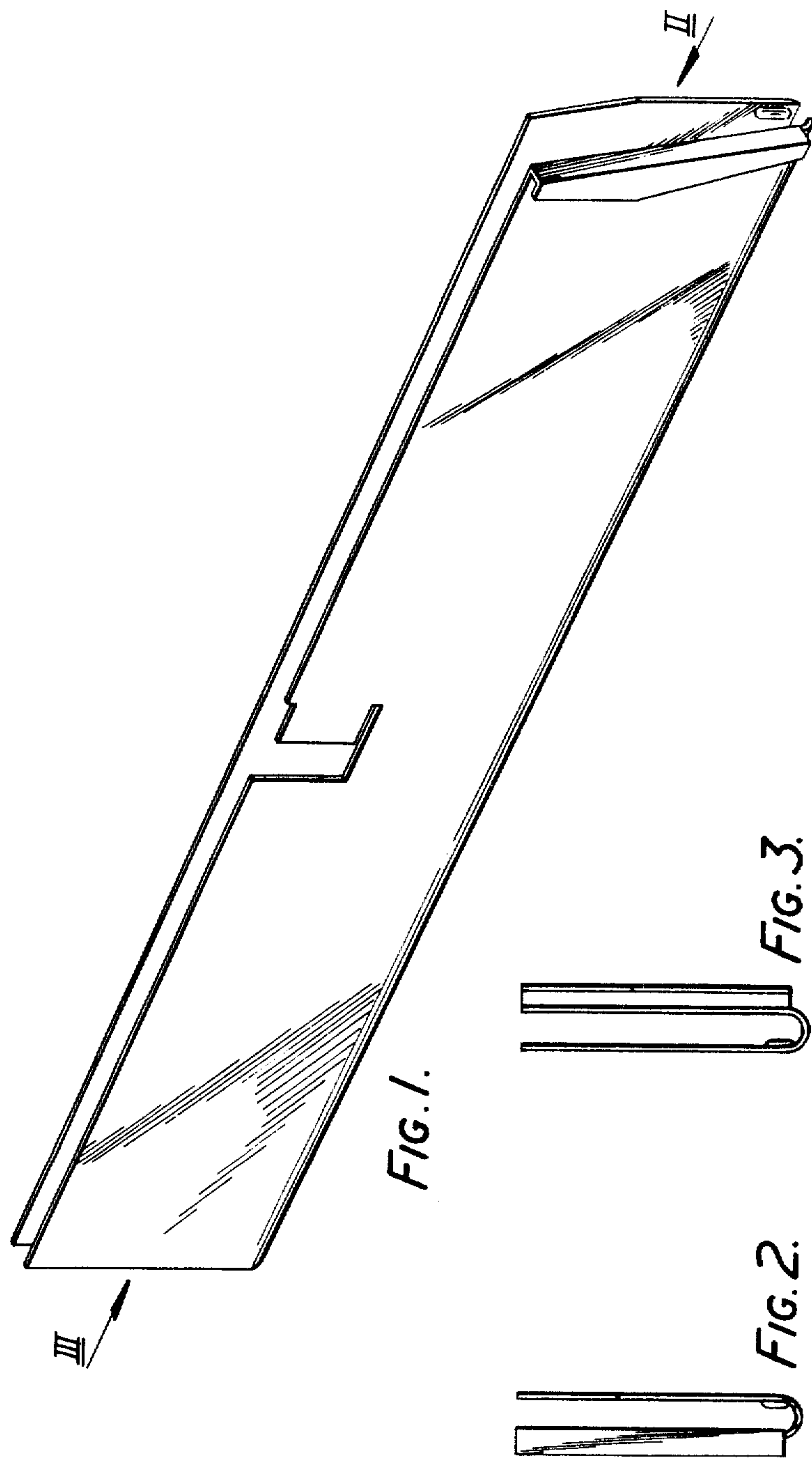


FIG. 1.

FIG. 2.

FIG. 3.

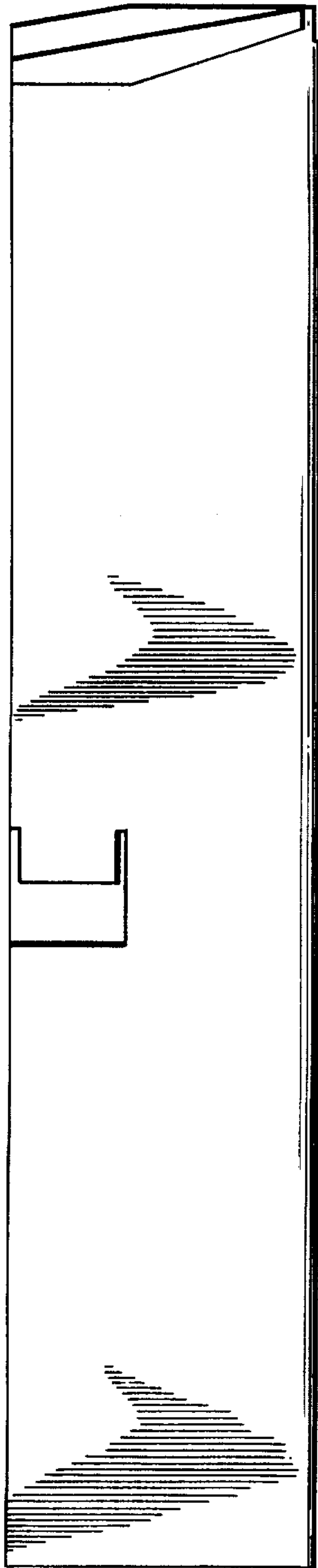


FIG. 4.



FIG. 5.




FIG. 6.