

[54] COMBINED CANVAS MESH HOLDER AND
YARN STRAND RECEPTACLES

[76] Inventor: Fred R. Birtcil, 7271 Lassen View
Dr., Palo Cedro, Calif. 96073

[**] Term: 14 Years

[21] Appl. No.: 116,282

[22] Filed: Jan. 28, 1980

[51] Int. Cl. D5—99

[52] U.S. Cl. D3/23; D3/26;
D3/74; D6/157; D6/188; D7/38

[58] Field of Search D3/18, 20, 23, 26, 74;
D6/85, 157, 181, 186, 167, 168, 188; D19/35,
74; D7/38; D99/50; D9/341; 223/106, 107,
108; 206/564, 565, 574; 28/149, 151, 152;
38/102, 102.1, 102.91; 289/17, 18.1

[56]

References Cited

U.S. PATENT DOCUMENTS

D. 19,143 6/1889 Whitman D9/341
D. 123,350 10/1940 Gribben D6/85
D. 165,797 1/1952 Shanahan D6/168
4,202,569 5/1980 Thuringer 223/108 X

Primary Examiner—Joel Stearman
Assistant Examiner—Carmen H. Vales
Attorney, Agent, or Firm—Lothrop & West

[57]

CLAIM

The ornamental design for a combined canvas mesh
holder and yarn strand receptacles, as shown and de-
scribed.

DESCRIPTION

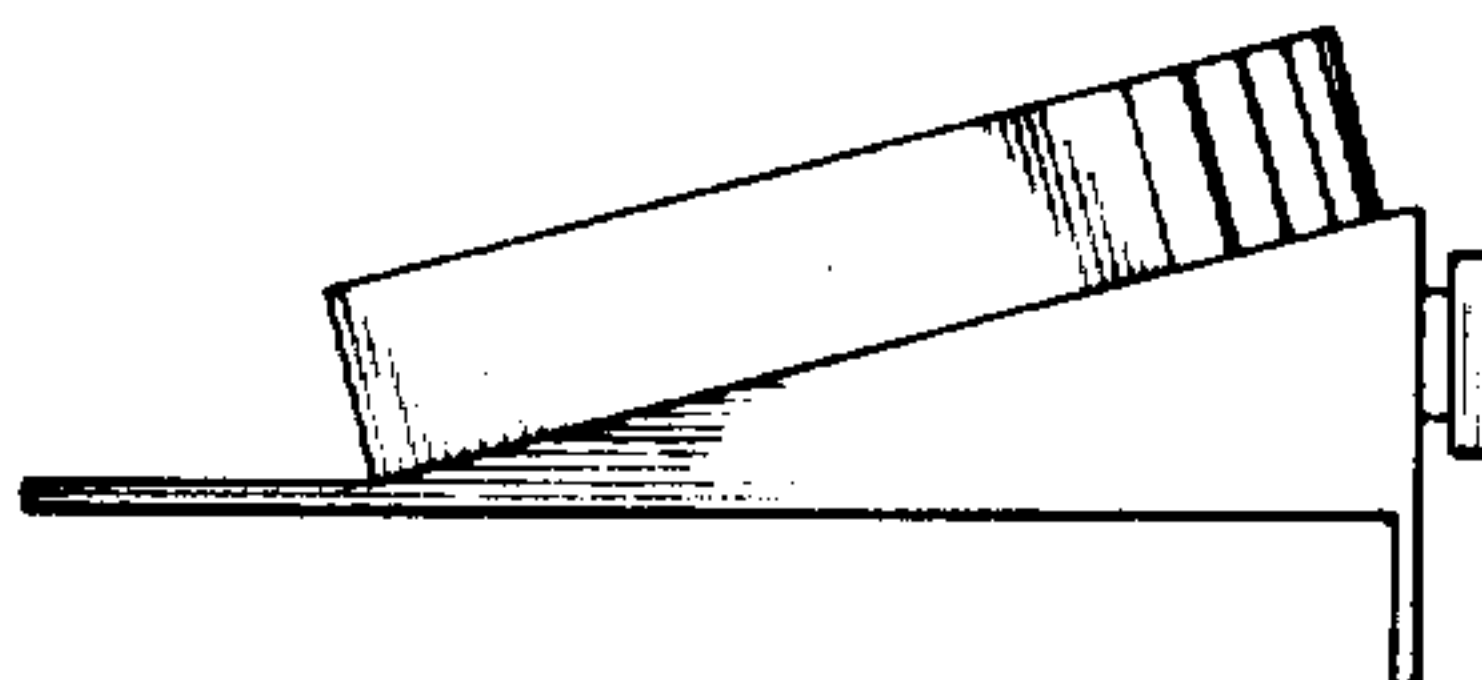

FIG. 1 is a top plan view of a combined canvas mesh
holder and yarn strand receptacles, showing my new
design;

FIG. 2 is a right end elevational view, the left end eleva-
tional view being a mirror image thereof;

FIG. 3 is a front elevational view thereof;

FIG. 4 is a rear elevational view thereof; and,

FIG. 5 is a bottom plan view.






FIG-1

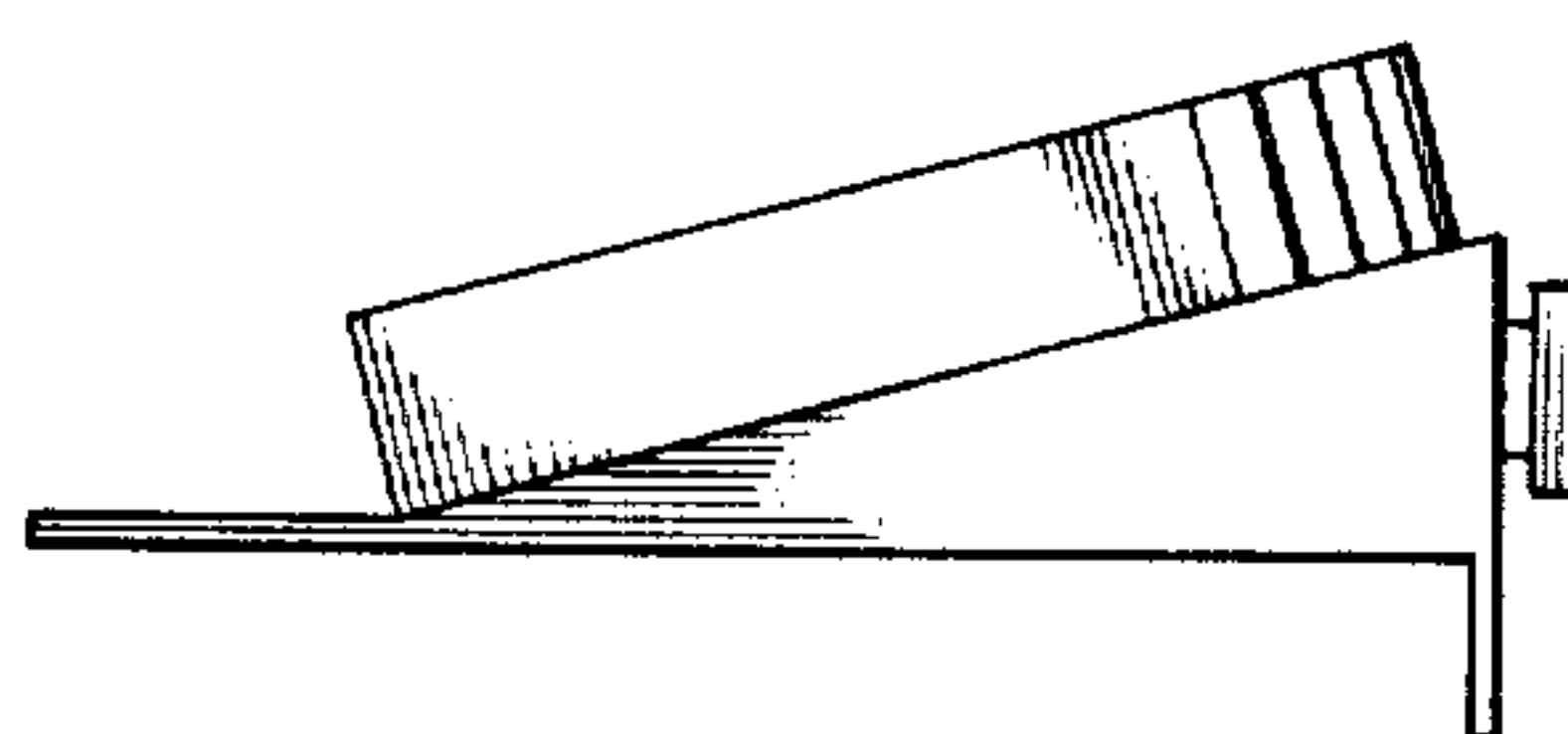


FIG-2

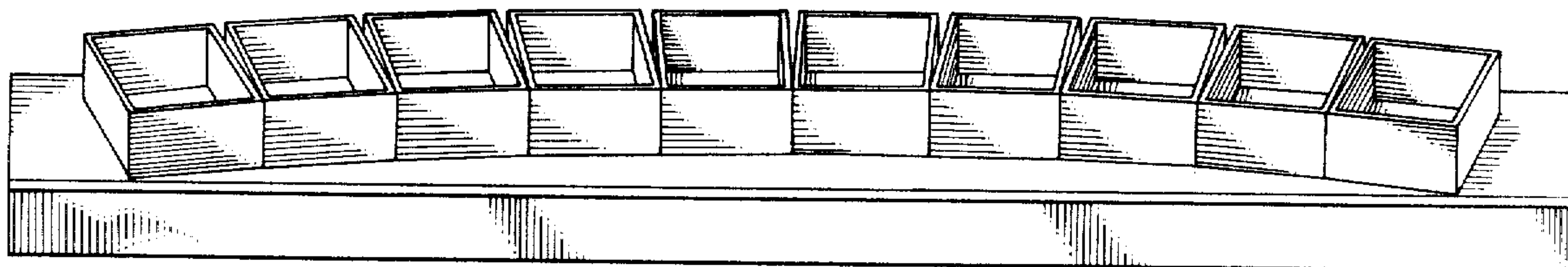


FIG-3

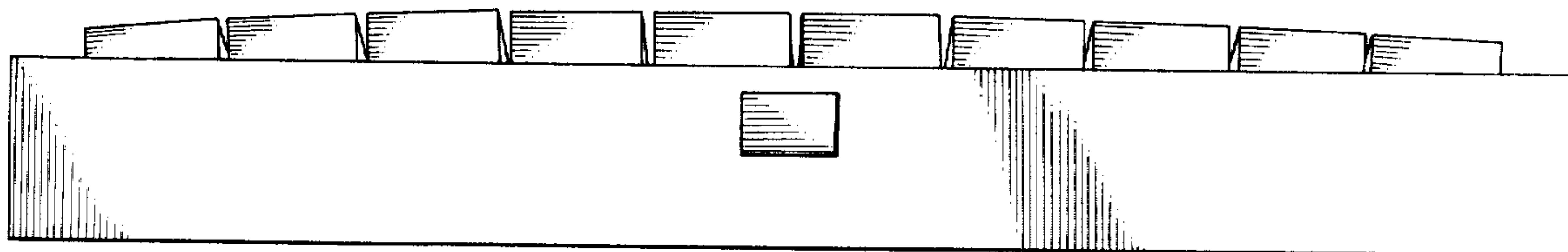


FIG-4

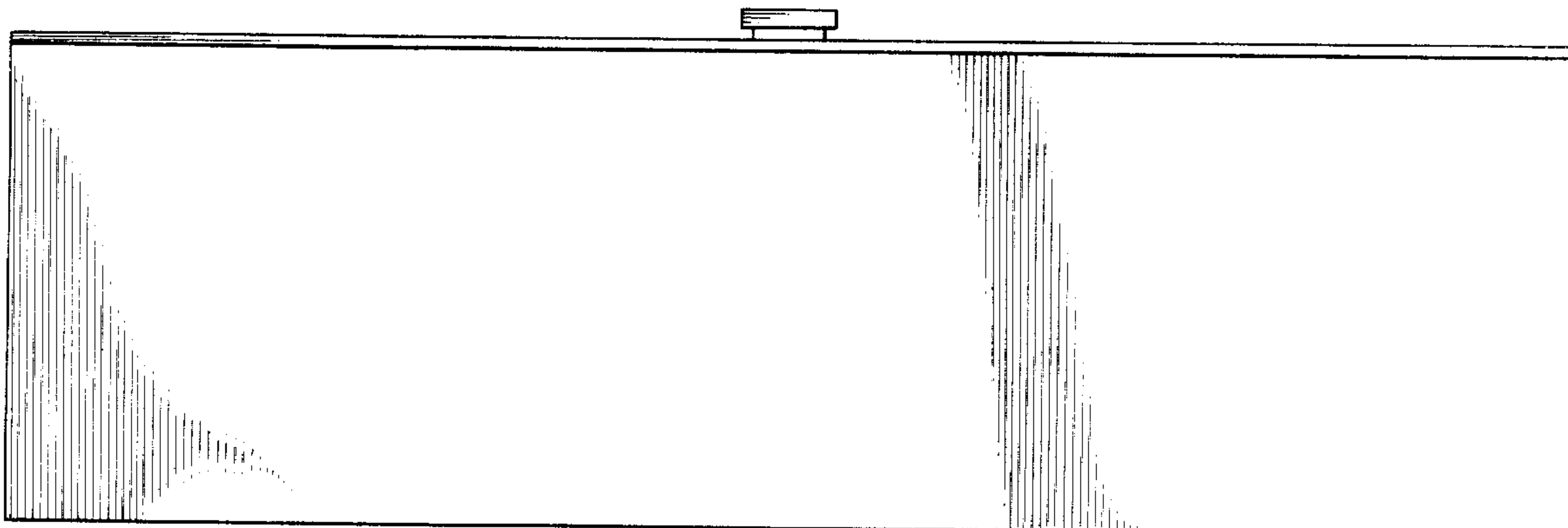


FIG-5