

[54] EYE-GLASS TEMPLE

[76] Inventor: Norman H. Stensager, 10449 Colorado Rd., Bloomington, Minn. 55438

[\*\*] Term: 14 Years

[21] Appl. No.: 34,675

[22] Filed: Apr. 30, 1979

[51] Int. Cl. .... D16-06

[52] U.S. Cl. .... D16/127

[58] Field of Search ..... D16/65, 69, 70, 76, D16/77, 81; 351/41, 44, 45, 46, 47, 49, 51, 52, 54, 57, 58, 60, 61, 62, 63, 66, 67, 68, 69, 71, 73, 111, 112, 113, 114, 115, 116, 117, 119, 120, 121, 122, 123, 124

[56] References Cited

U.S. PATENT DOCUMENTS

- 508,457 11/1893 Wickliffe .
- 1,050,744 1/1913 Monier-Williams .
- 1,533,190 4/1925 Jirasek .
- 1,966,717 7/1934 Green .
- 2,229,568 1/1941 Hodgkins .

- 2,339,572 1/1944 Jurovaty ..... 128/76
- 3,475,083 10/1969 Gitlin et al. .... 351/41
- 3,612,669 10/1971 Vinson ..... 351/123
- 3,741,635 6/1973 Wortman ..... 351/123
- 3,807,526 4/1974 Sygnator ..... 351/123 X

FOREIGN PATENT DOCUMENTS

- 61536 3/1892 Fed. Rep. of Germany ..... 351/123
- 732189 2/1943 Fed. Rep. of Germany ..... 351/123

Primary Examiner—Susan J. Lucas  
Attorney, Agent, or Firm—Schroeder, Siegfried, Ryan, Vidas, Steffey & Arrett

[57] CLAIM

The ornamental design for an eye-glass temple, as shown.

DESCRIPTION

FIG. 1 is an outside side elevational view of an eye-glass temple, showing my new design;  
FIG. 2 is a top plan view thereof;  
FIG. 3 is an inside side elevational view thereof;  
FIG. 4 is a bottom plan view thereof;  
FIG. 5 is a rear end elevational view thereof; and,  
FIG. 6 is a front end elevational view thereof.

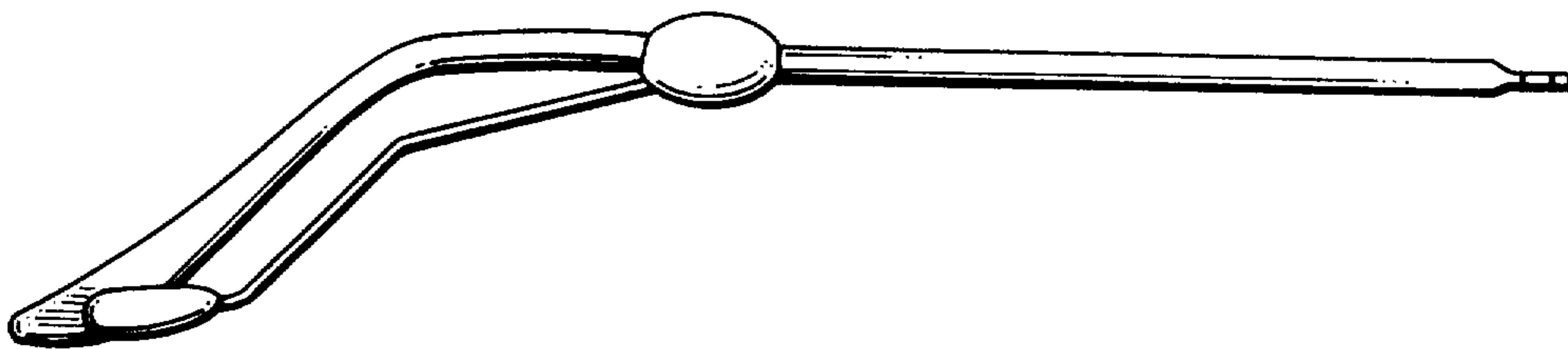


Fig. 1

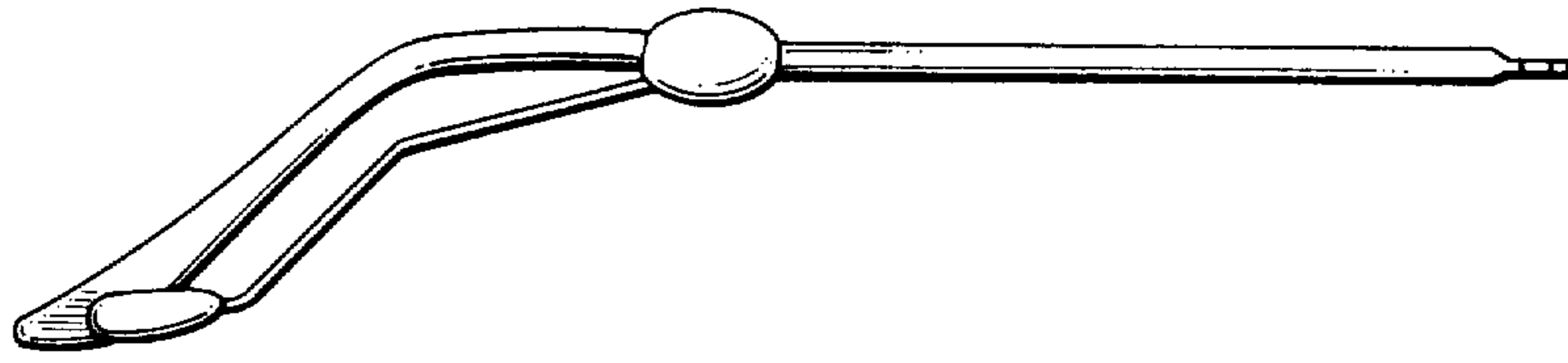


Fig. 2

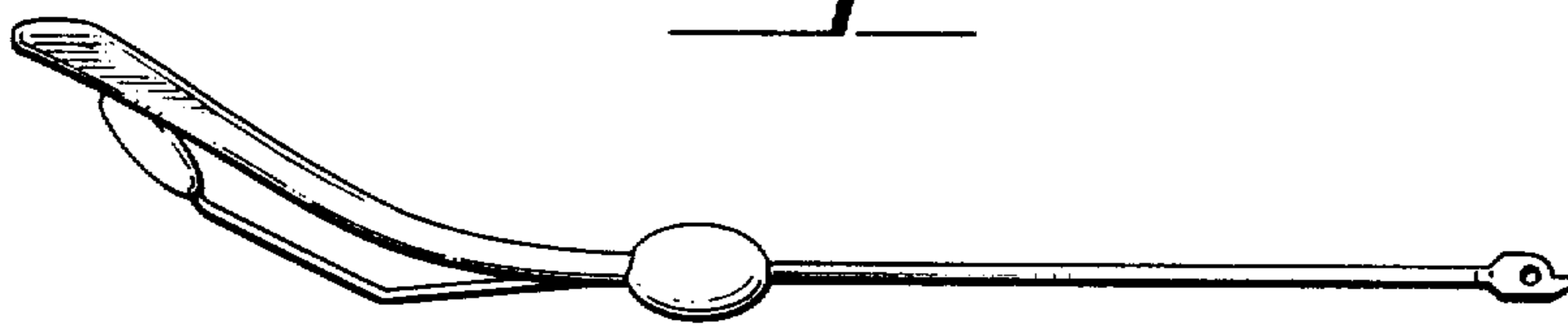


Fig. 3

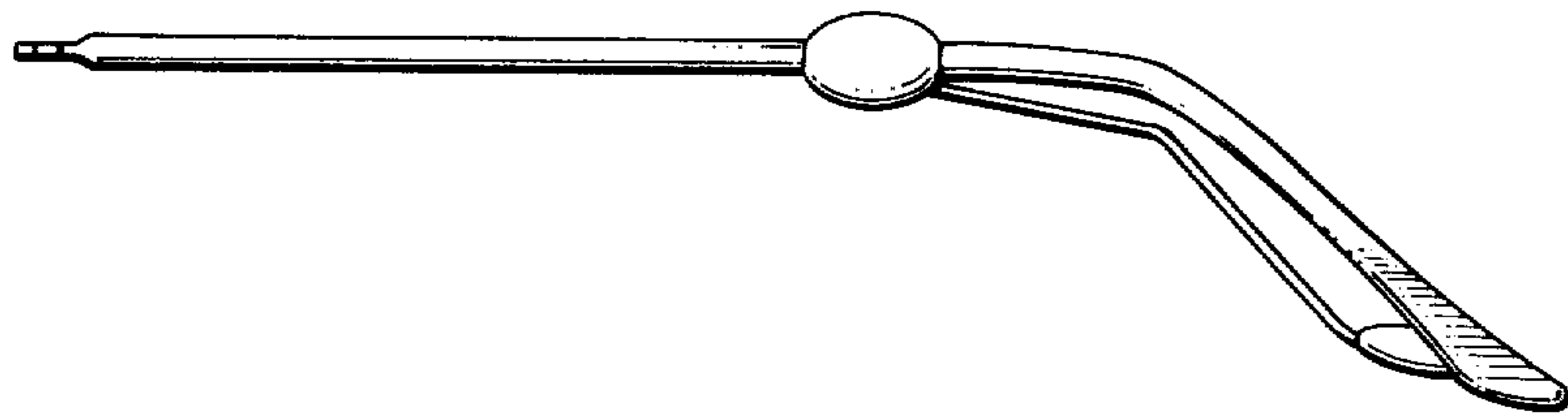


Fig. 4

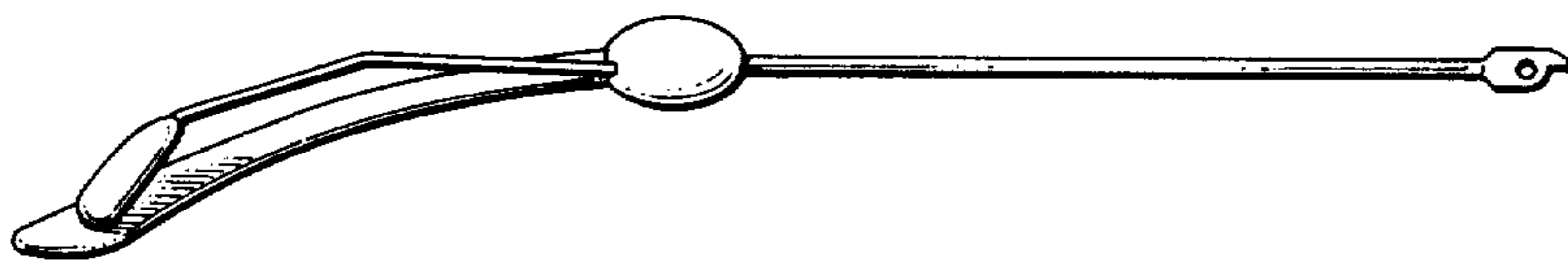


Fig. 5

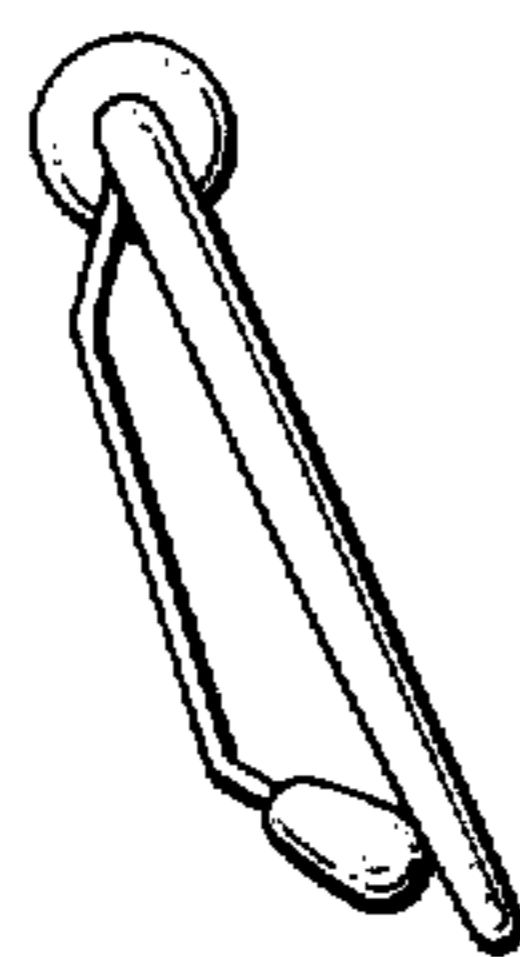


Fig. 6

