

[54] COMBINED RADIO RECEIVER AND CASSETTE TAPE RECORDER

[75] Inventors: Kunio Hoshino, Katano; Masanori Hamada, Yao, both of Japan

[73] Assignee: Matsushita Electric Industrial Co., Ltd., Kadoma, Japan

[**] Term: 14 Years

[21] Appl. No.: 97,940

[22] Filed: Nov. 27, 1979

[30] Foreign Application Priority Data

May 31, 1979 [JP] Japan 54-22462

[51] Int. Cl. D14-01; D14-03

[52] U.S. Cl. D14/5; D14/6; D14/70; D14/72

[58] Field of Search D14/1, 5-7, D14/68, 70-76, 79, 99

[56] References Cited

U.S. PATENT DOCUMENTS

- D. 240,455 7/1976 Kawano et al. D14/5
- D. 244,102 4/1977 Takenaka et al. D14/72 X
- D. 244,229 5/1977 Taguchi D14/5

OTHER PUBLICATIONS

Best Products '75 Pre-Xmas Cat., 10-30-75, p. 37, Item "E".

Merchandising, 8-77, p. 43, right-most row of items, front-most portable radio, right of & behind right-most package of 2 cylindrical batteries.

Primary Examiner—Jane E. Corrigan
Attorney, Agent, or Firm—Stevens, Davis, Miller & Mosher

[57] CLAIM

The ornamental design for a combined radio receiver and cassette tape recorder, as shown.

DESCRIPTION

FIG. 1 is a front and right side perspective view of a combined radio receiver and cassette tape recorder showing our new design,

FIG. 2 is a rear, bottom and left side perspective view thereof, and

FIG. 3 is a top plan view thereof.




FIG. 1




FIG. 2

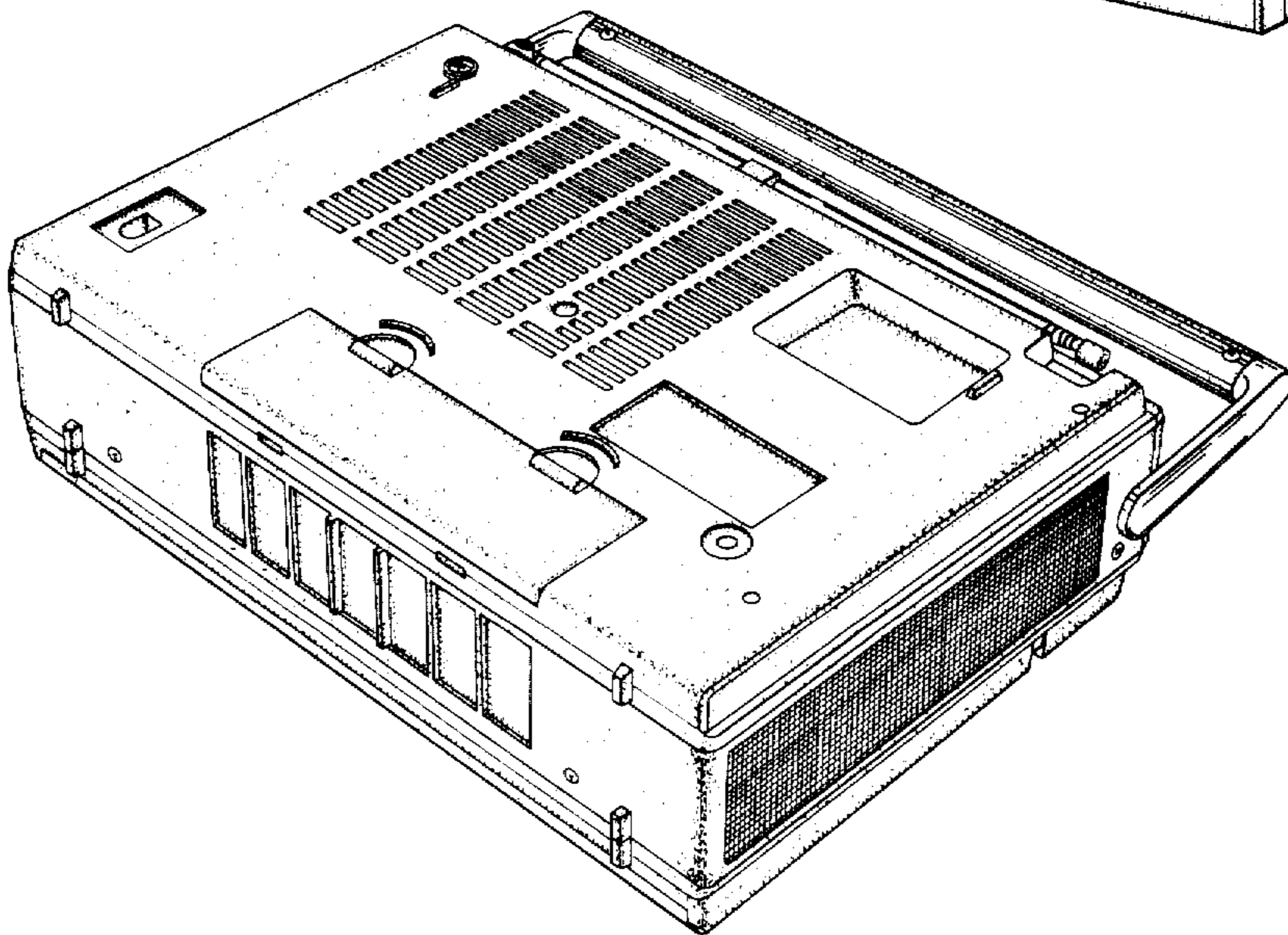


FIG. 3

