

[54] **TIRE**

[75] Inventor: **Peter Ingley**, Erdington, England
[73] Assignee: **Dunlop Limited**, London, England
[**] Term: **14 Years**
[21] Appl. No.: **98,025**
[22] Filed: **Nov. 28, 1979**

[30] **Foreign Application Priority Data**

Jun. 1, 1979 [GB] United Kingdom 990143

[51] Int. Cl. **D12-15**
[52] U.S. Cl. **D12/146; D12/145**
[58] Field of Search **D12/134, 141-143,**
D12/145-151; 152/209 R, 209 NT, 209 WT,
209 D

[56] **References Cited**

U.S. PATENT DOCUMENTS

D. 243,942 4/1977 Verdier D12/146
D. 245,413 8/1977 Buck D12/145
2,551,238 5/1951 Bohannon et al. 152/209 R

FOREIGN PATENT DOCUMENTS

202060 2/1959 Fed. Rep. of Germany D12/134

OTHER PUBLICATIONS

Tires-TBA Merchandising, 4/53, p. 30, Design 41F
Truck Tire.

Primary Examiner—James M. Gandy
Attorney, Agent, or Firm—Stevens, Davis, Miller &
Mosher

[57] **CLAIM**

The ornamental design for a tire, as shown and de-
scribed.

DESCRIPTION

FIG. 1 is a perspective view of a tire showing my new
design, it being understood that the tread design is re-
peated throughout the circumference of the tire as
shown schematically by solid lines, the opposite side
being substantially the same as that shown;
FIG. 2 is an inverted plan view thereof; and
FIG. 3 is a side elevational view thereof.

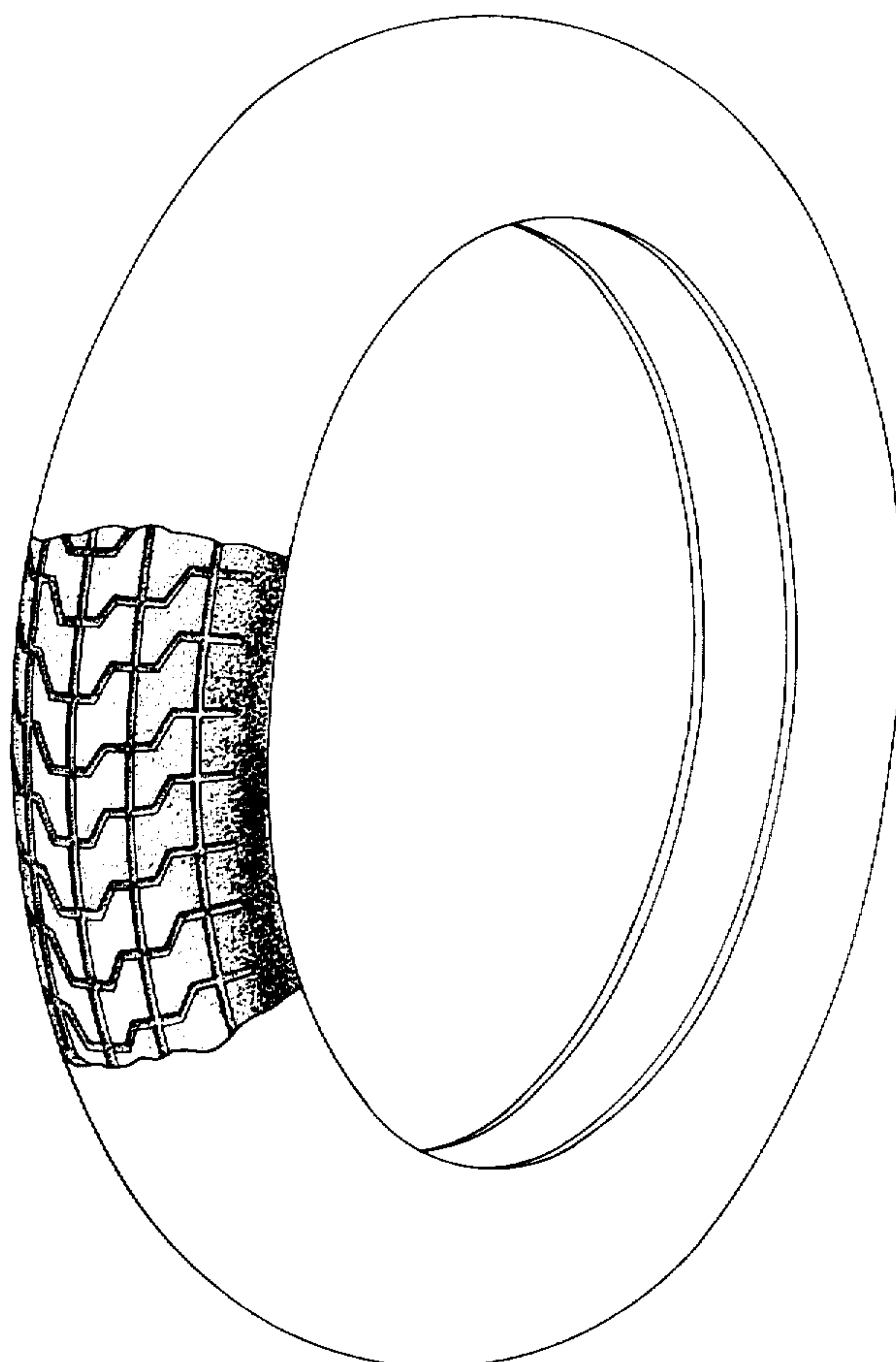


FIG. 1.

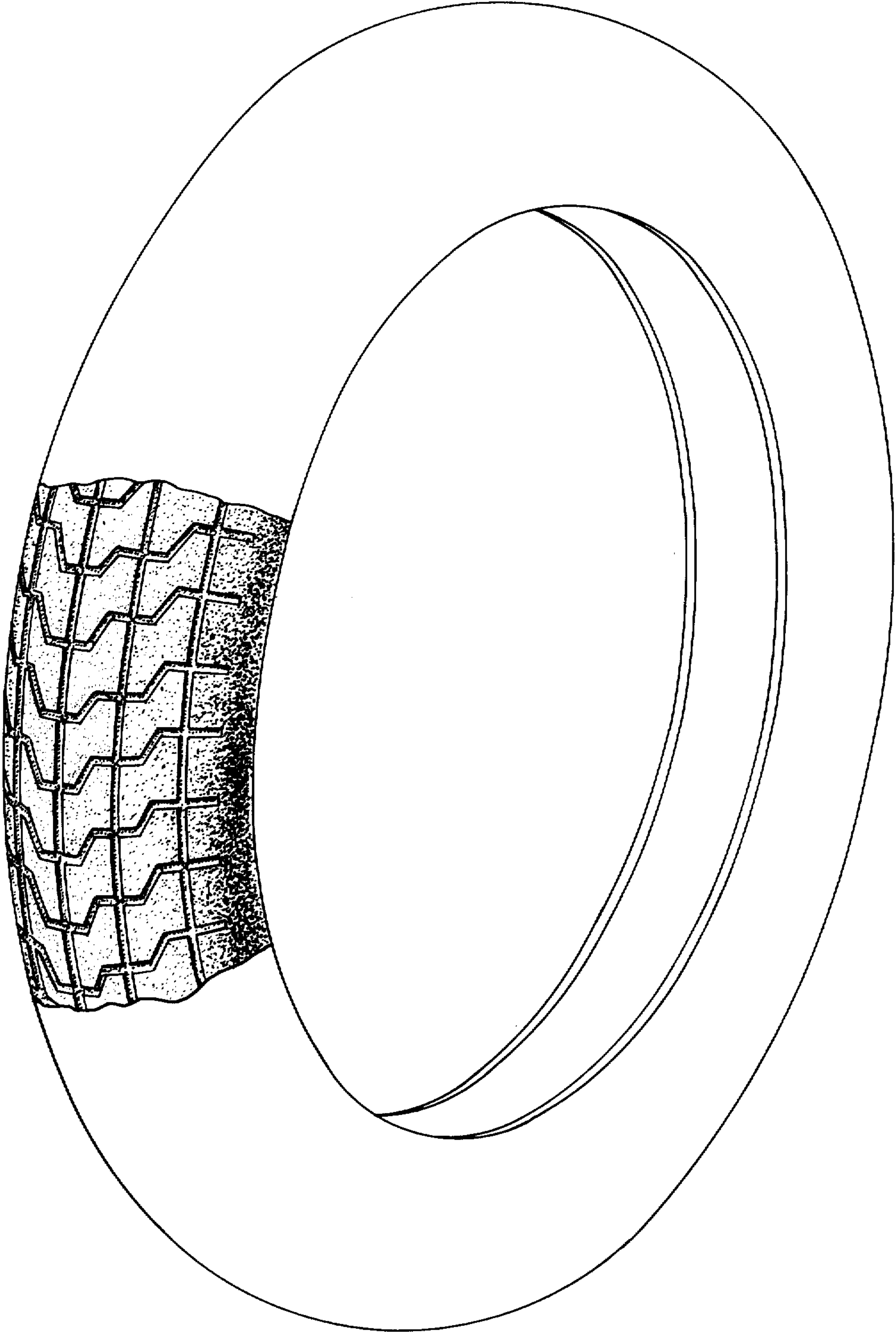


FIG. 2.




FIG. 3.

