

- [54] COMBINED BOTTLE AND CAP
- [75] Inventor: Donald V. R. Thompson, New York, N.Y.
- [73] Assignee: Newburgh Cosmetic Packaging Corp., Newburgh, N.Y.
- [\*\*] Term: 14 Years
- [21] Appl. No.: 56,003
- [22] Filed: Jul. 9, 1979
- [51] Int. Cl. .... D9-01
- [52] U.S. Cl. .... D9/407; D9/413
- [58] Field of Search ..... D9/367, 403-413; 215/1 R, 1 C

- [56] **References Cited**  
**U.S. PATENT DOCUMENTS**  
D. 93,896 11/1934 Steelman ..... D9/407  
D. 94,575 2/1935 Steelman ..... D9/407  
D. 96,728 9/1935 Vaulchier ..... D9/407  
D. 259,023 4/1981 Soderberg ..... D9/413

- OTHER PUBLICATIONS**  
Modern Packaging, Feb. 1978, p. 38, Bottle at bottom right.  
Aerosol Age, Oct. 1976, p. 33, Spray Containers.

Beauty Fashion, Jun. 1976, p. 11, Bottle at upper left.  
Beauty Fashion, Apr. 1976, p. 72, Bottle at lower left.  
*Primary Examiner*—Robert C. Spangler  
*Attorney, Agent, or Firm*—Mattern, Ware, Stoltz & Fressola

[57] **CLAIM**  
The ornamental design for a combined bottle and cap, substantially as shown and described.

**DESCRIPTION**  
FIG. 1 is a perspective view of a combined bottle and cap showing my new design;  
FIG. 2 is a side elevational view thereof the opposite side being the same in appearance;  
FIG. 3 is an elevational view looking from the right of FIG. 2, the opposite side being the same in appearance;  
FIG. 4 is a top plan view;  
FIG. 5 is a bottom plan view;  
FIG. 6 is a perspective view showing another embodiment of my new design;  
FIG. 7 is a side elevational view thereof, the opposite side being the same in appearance;  
FIG. 8 is an elevational view looking from the right of FIG. 7, the opposite side being the same in appearance;  
FIG. 9 is a top plan view; and  
FIG. 10 is a bottom plan view thereof.

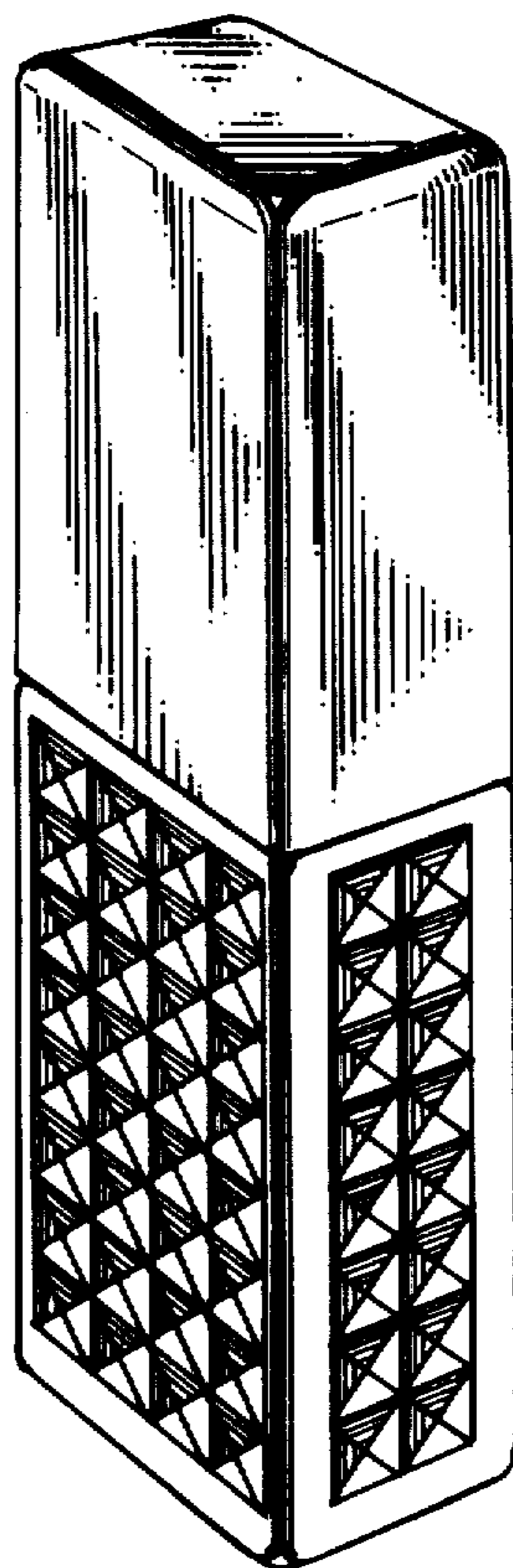


FIG. 1

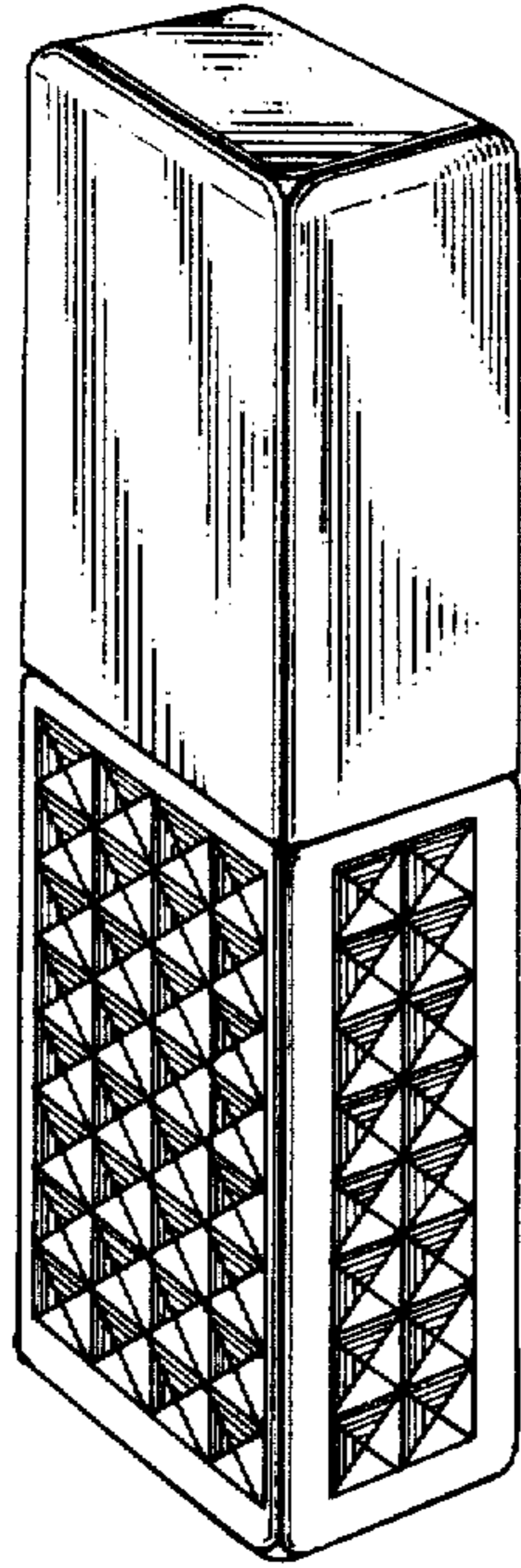


FIG. 2

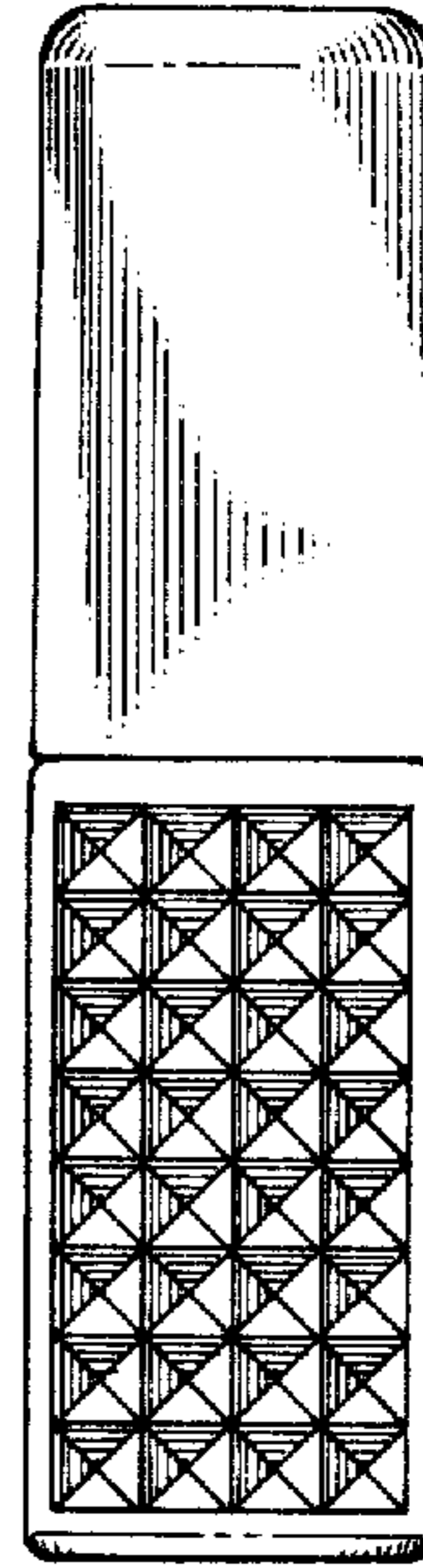


FIG. 3

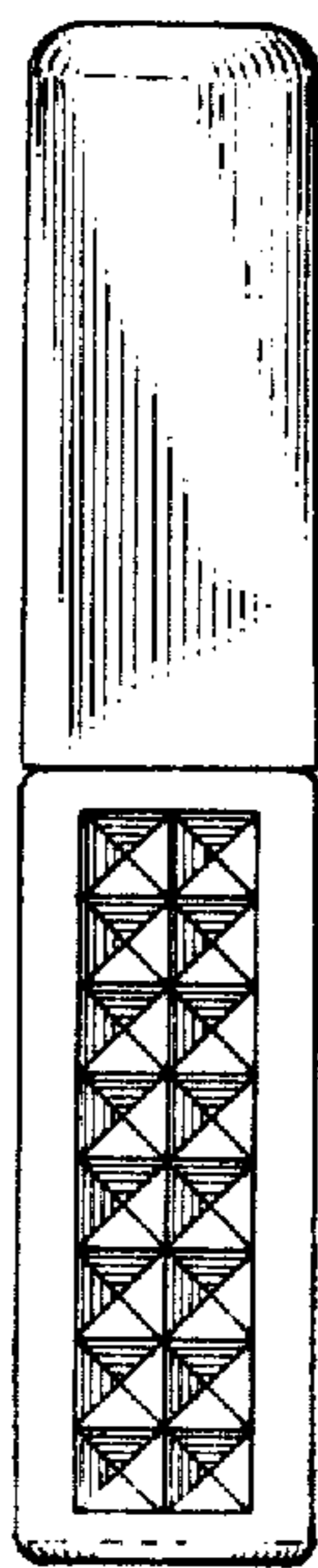


FIG. 4

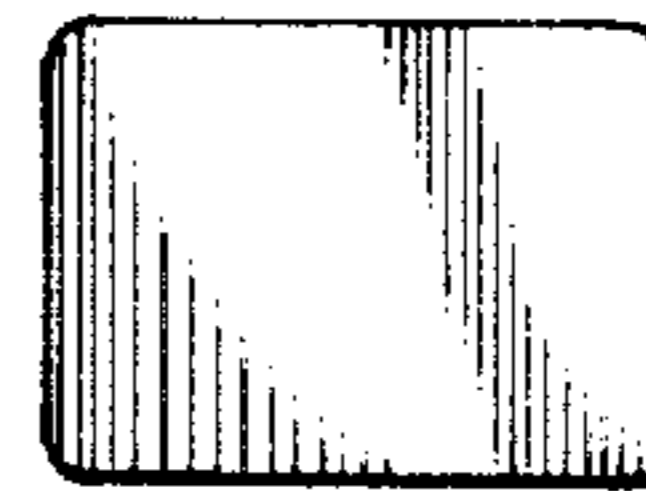


FIG. 5

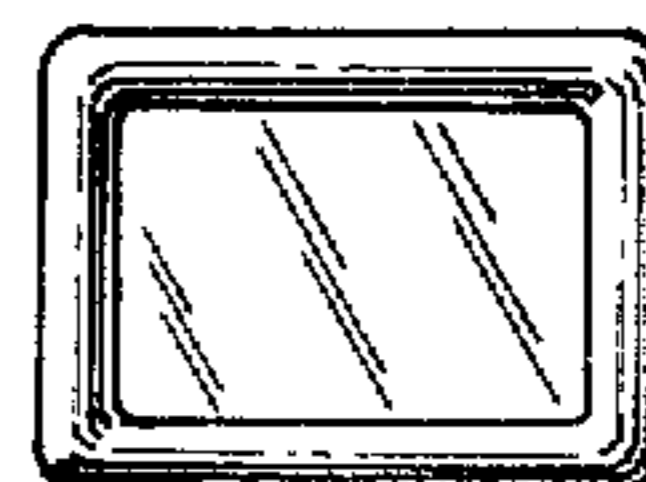


FIG. 6

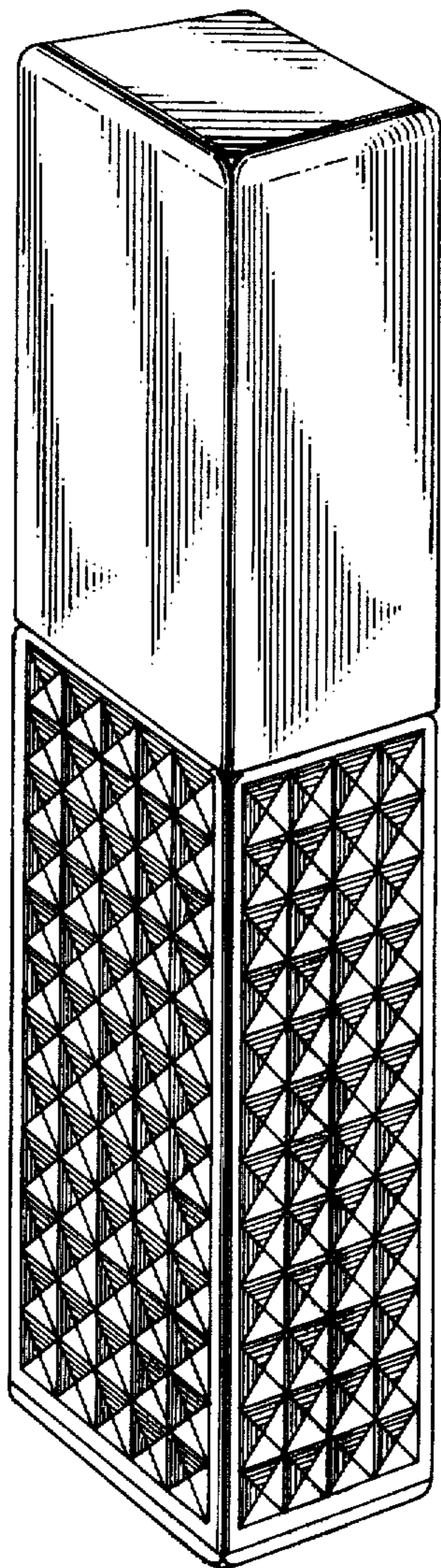


FIG. 7

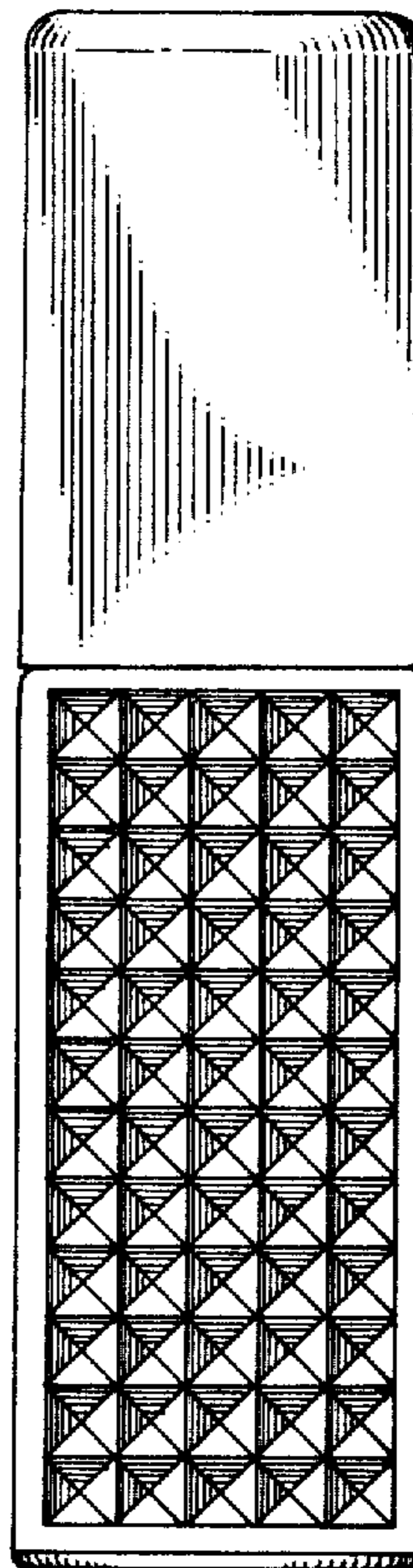


FIG. 8

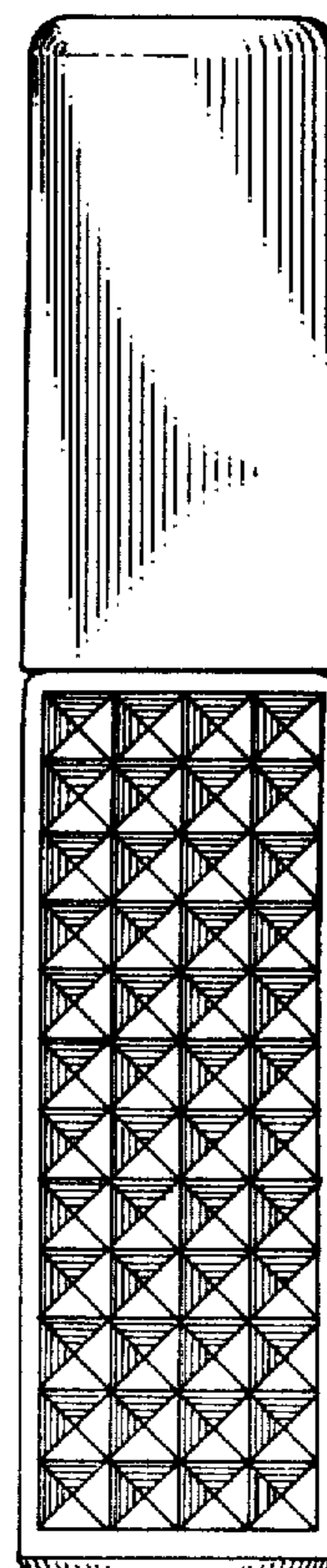


FIG. 9



FIG. 10

