

[54] HAIRBRUSH OR SIMILAR ARTICLE

[75] Inventor: Franz Arnold, Triengen, Switzerland

[73] Assignee: Trisa Bürstenfabrik AG Triengen, Triengen, Switzerland

[\*\*] Term: 14 Years

[21] Appl. No.: 64,876

[22] Filed: Aug. 8, 1979

[30] Foreign Application Priority Data

Feb. 12, 1979 [WO] World Intel. Prop. Org. .... 68293

[51] Int. Cl. .... D4—02

[52] U.S. Cl. .... D4/35

[58] Field of Search ..... D4/13, 14, 17, 19, 20, D4/29, 31, 35; D28/21, 25-27, 30, 35, 37; 15/159 R, 159 A, 160; 132/120, 122, 31 R, 33 R, 33 A, 33 G, 41 C, 41 B, 41 R, 39

[56] References Cited

U.S. PATENT DOCUMENTS

- D. 250,069 10/1978 Wachtel ..... D4/35
- 3,050,070 8/1962 Sidelman ..... D28/37 X
- 3,859,497 1/1975 McNair ..... D28/35 X

FOREIGN PATENT DOCUMENTS

820887 11/1951 Fed. Rep. of Germany ..... 15/160

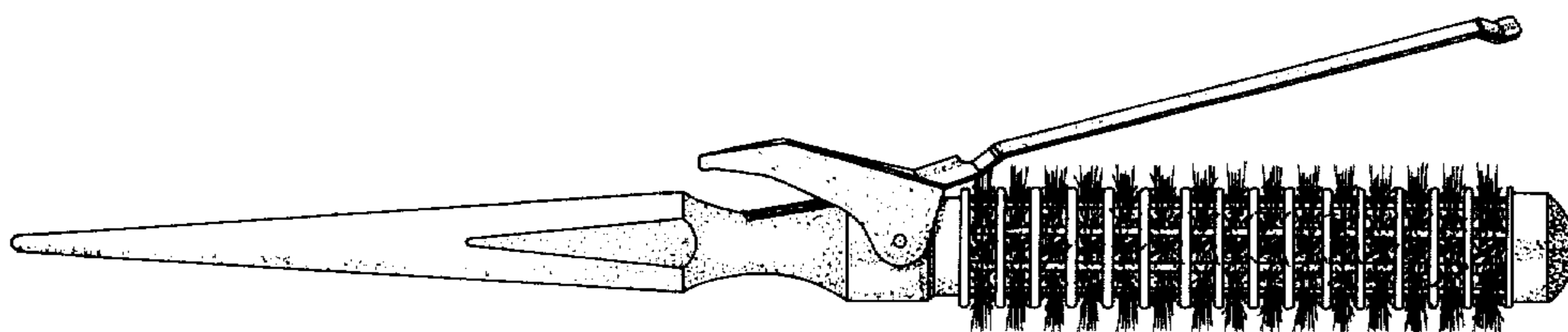
Primary Examiner—Catherine E. Kemper  
Attorney, Agent, or Firm—Werner W. Kleeman

[57] CLAIM

The ornamental design for a hairbrush or similar article, as shown and described.

DESCRIPTION

FIG. 1 is a perspective front view of a hairbrush or similar article showing my new design;  
 FIG. 2 is a perspective side view thereof, the opposite side being substantially the same as that shown;  
 FIG. 3 is a side view thereof, depicting the clamp in a position raised from the curler body, the opposite side being substantially the same as that shown;  
 FIG. 4 is a side view thereof, depicting the clamp in a position where it bears against the curler body, the opposite side being substantially the same as that shown;  
 FIG. 5 is a top plan view of the hairbrush or similar article shown in FIG. 4;  
 FIG. 6 is a bottom plan view of the hairbrush or similar article shown in FIG. 4;  
 FIG. 7 is a front end view thereof, looking from the left side of FIG. 4; and  
 FIG. 8 is a rear end view thereof, looking from the right side of FIG. 4.



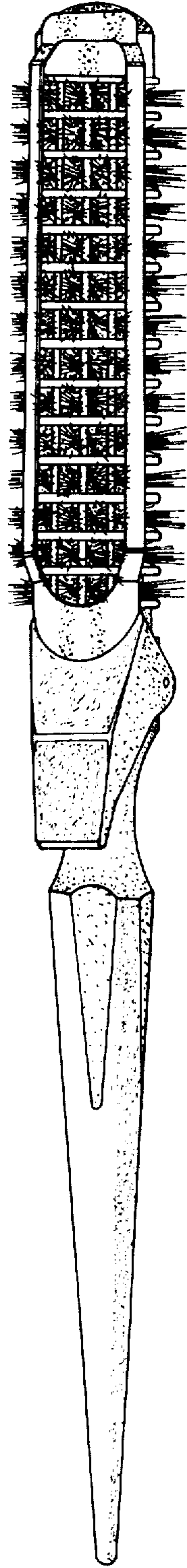


FIG. 1

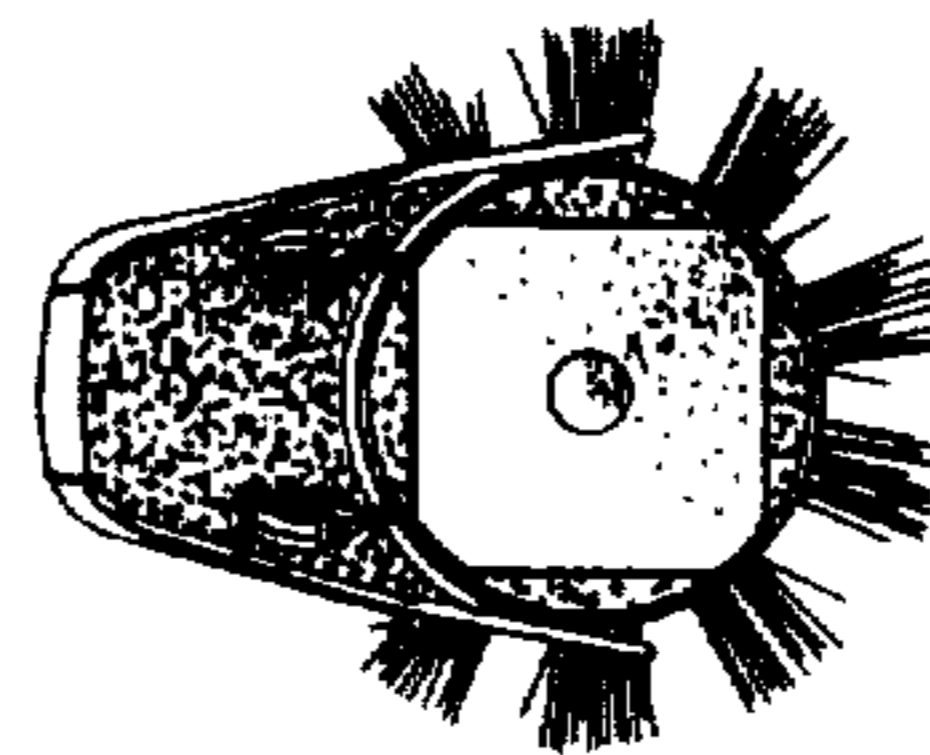


FIG. 7

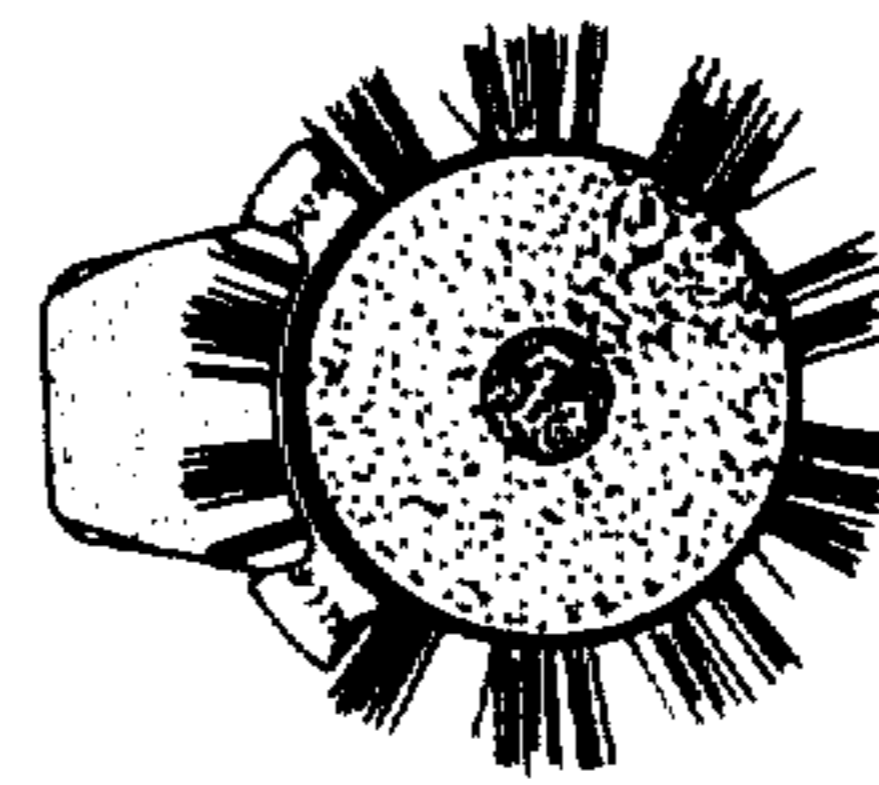


FIG. 8

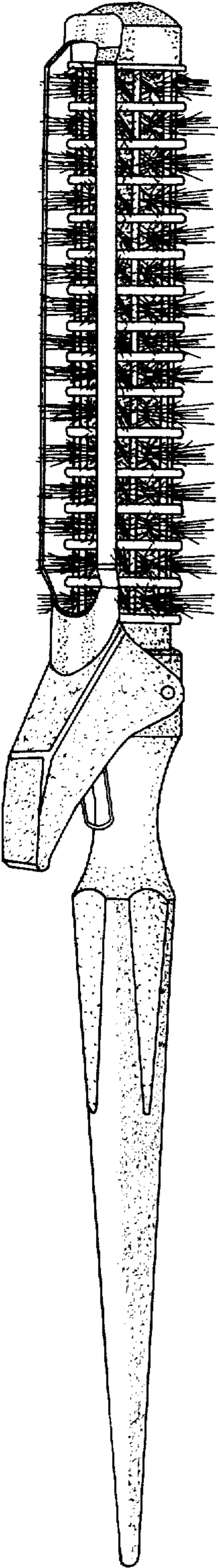


FIG. 2

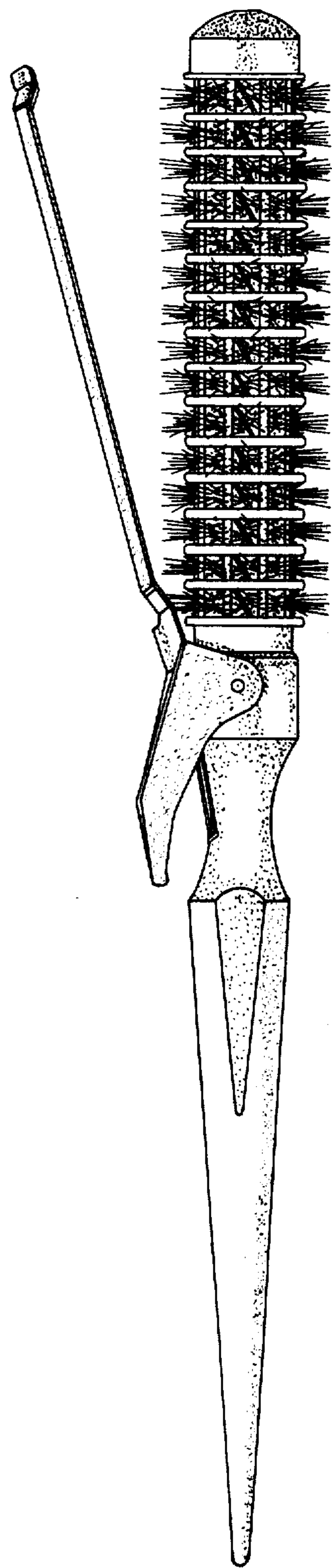


FIG. 3

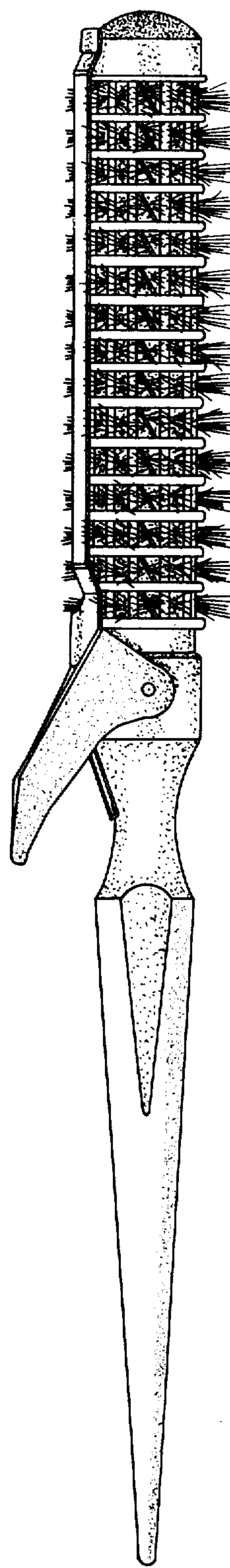


FIG. 4




FIG. 5

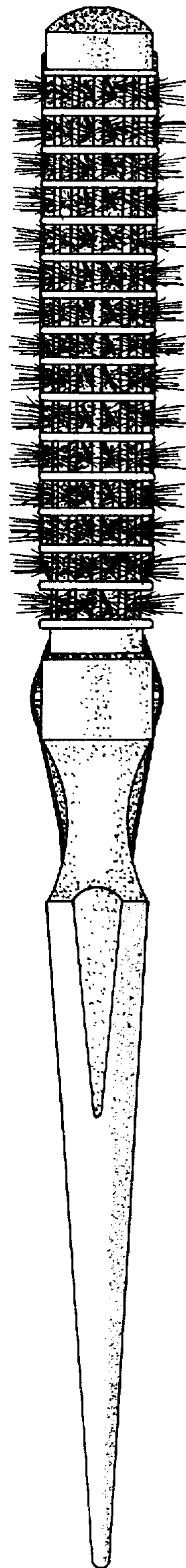


FIG. 6