

[54] RECORD DISC PACKAGE

[75] Inventors: Makoto Fujita, Kadoma; Izumi Hino, Daito; Shoji Ohmiya, Shijonawate, all of Japan

[73] Assignee: Matsushita Electric Industrial Co., Ltd., Osaka, Japan

[\*\*] Term: 14 Years

[21] Appl. No.: 20,631

[22] Filed: Mar. 14, 1979

[30] Foreign Application Priority Data

Sep. 26, 1978 [JP] Japan ..... 53-41201

[51] Int. Cl. .... D14-01; D3-02

[52] U.S. Cl. .... D3/35; D14/11

[58] Field of Search ..... 242/197, 198, 199; D14/11; 360/133, 135; D3/35; 206/387, 444

[56] References Cited

U.S. PATENT DOCUMENTS

- D. 231,470 4/1974 Kleps et al. .... D14/11
- D. 241,177 8/1976 Cournoyer et al. .... D3/35

- D. 248,470 7/1978 Talesfore ..... D14/11
- 3,864,755 2/1975 Hargis ..... 206/387 X
- 4,093,152 6/1978 Peters ..... 360/133 X
- 4,149,027 4/1979 Asher ..... 174/52 R
- 4,185,314 1/1980 Hatchett et al. .... 206/444 X
- 4,206,926 6/1980 Stave ..... 206/444 X

FOREIGN PATENT DOCUMENTS

51-2410 3/1976 Japan .

Primary Examiner—Bernard Ansher  
Attorney, Agent, or Firm—Stevens, Davis, Miller & Mosher

[57] CLAIM

The ornamental design for a record disc package, as shown and described.

DESCRIPTION

FIG. 1 is a top plan view of a record disc package showing our new design, FIG. 2 is a side elevation thereof, and FIG. 3 is a cross-section taken on line III—III of FIG. 1. Another plan view is identical with a plan view shown in FIG. 1 whereas other side views are identical with a side view shown in FIG. 2.


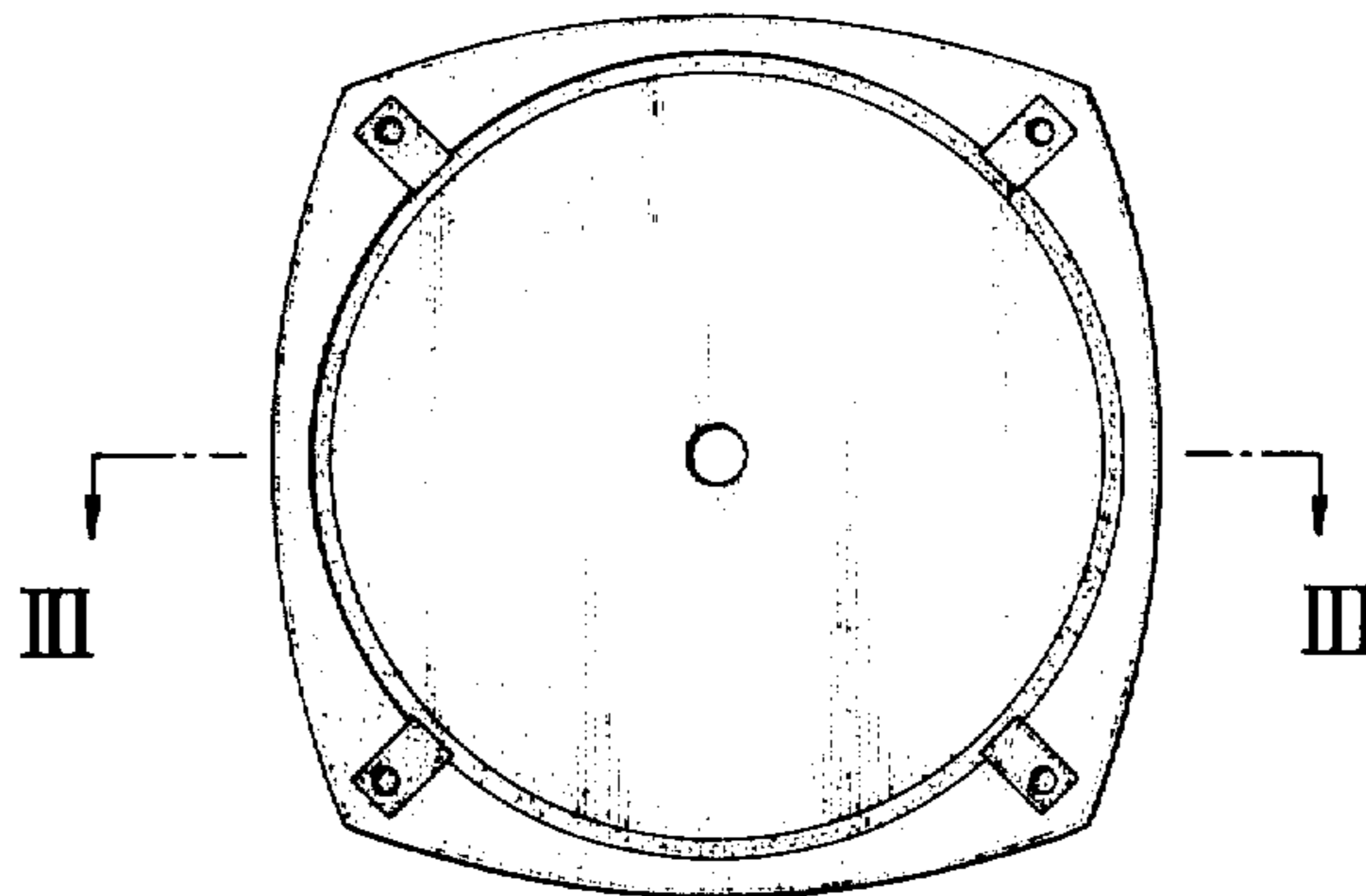


FIG. 1

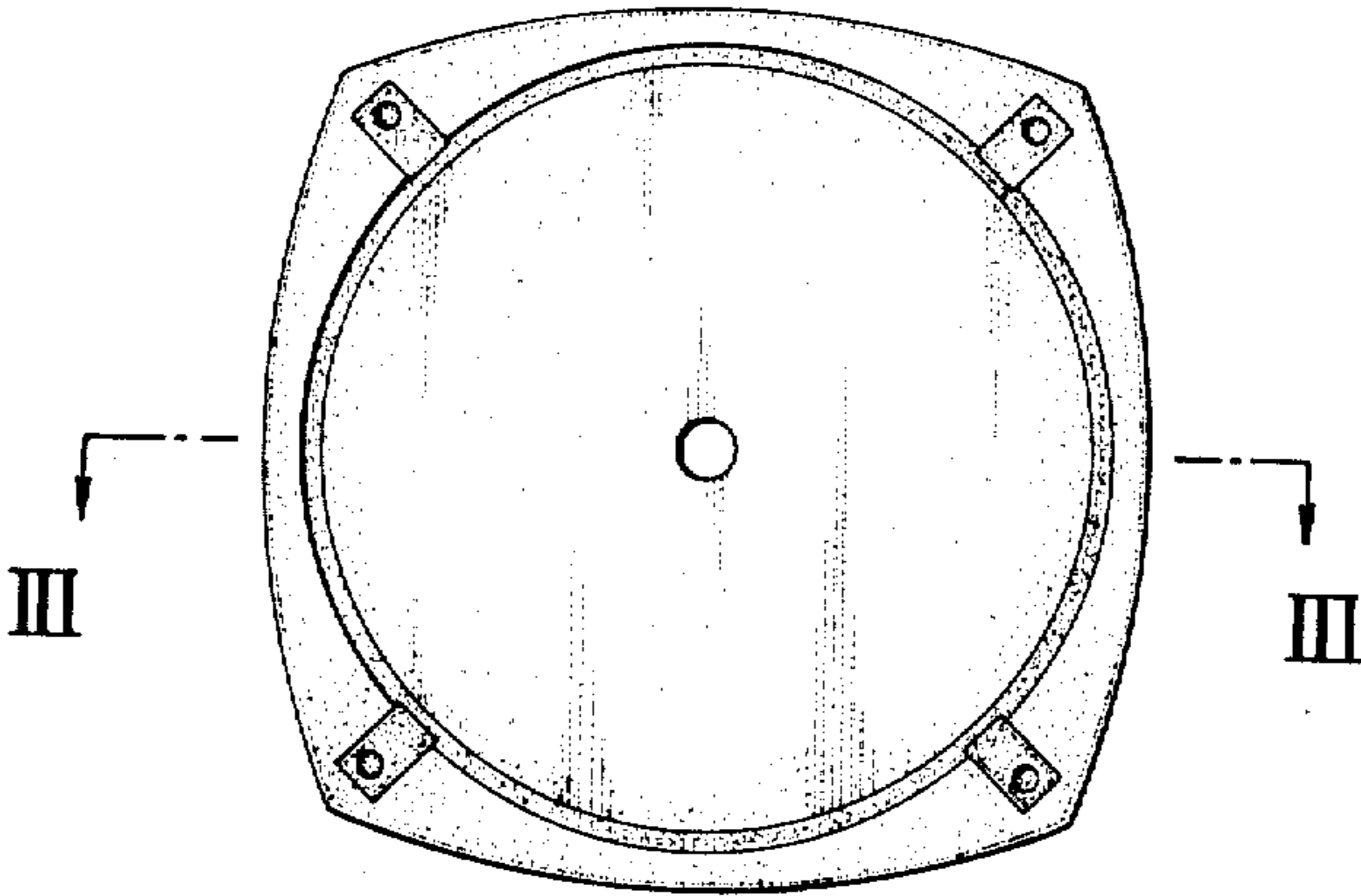


FIG. 2




FIG. 3

