

[54] **COMBINED HEADBAND AND
FLASHLIGHT HOLDER**

[76] Inventor: **Robert B. Schweitzer**, 1501 Palm
Ave., Richmond, Calif. 94805

[**] Term: **14 Years**

[21] Appl. No.: **66,005**

[22] Filed: **Aug. 13, 1979**

[51] Int. Cl. **D02-03**

[52] U.S. Cl. **D2/230**

[58] Field of Search **D2/230, 239, 247, 232,
D2/259, 252, 253; 2/171, DIG. 6; 224/181,
219, 222, 251; 362/105, 106; D11/3, 4, 26;
D26/39; 63/1 R**

[56] **References Cited**

U.S. PATENT DOCUMENTS

D. 257,240 10/1980 Leary D26/39
1,269,491 6/1918 Murray 63/1 R
1,530,402 3/1925 Parker 362/105

FOREIGN PATENT DOCUMENTS

234663 6/1925 United Kingdom 63/1 R

Primary Examiner—Joel Stearman

Assistant Examiner—Carmen H. Vales



Attorney, Agent, or Firm—Manfred M. Warren; Robert
B. Chickering; Glen R. Grunewald

[57] **CLAIM**

The ornamental design for a combined headband and
flashlight holder, as shown and described.

DESCRIPTION

FIG. 1 is a side elevational view of a combined head-
band and flashlight holder showing my new design;
FIG. 2 is a side elevational view of the opposite side
thereof;
FIG. 3 is a rear elevational view thereof;
FIG. 4 is a front elevational view thereof;
FIG. 5 is a top plan view thereof;
FIG. 6 is a bottom plan view thereof; and
FIG. 7 is a reduced scale top perspective view thereof,
the broken line showing of a head is for illustrative
purposes only.






Fig. 1




Fig. 2




Fig. 3




Fig. 4

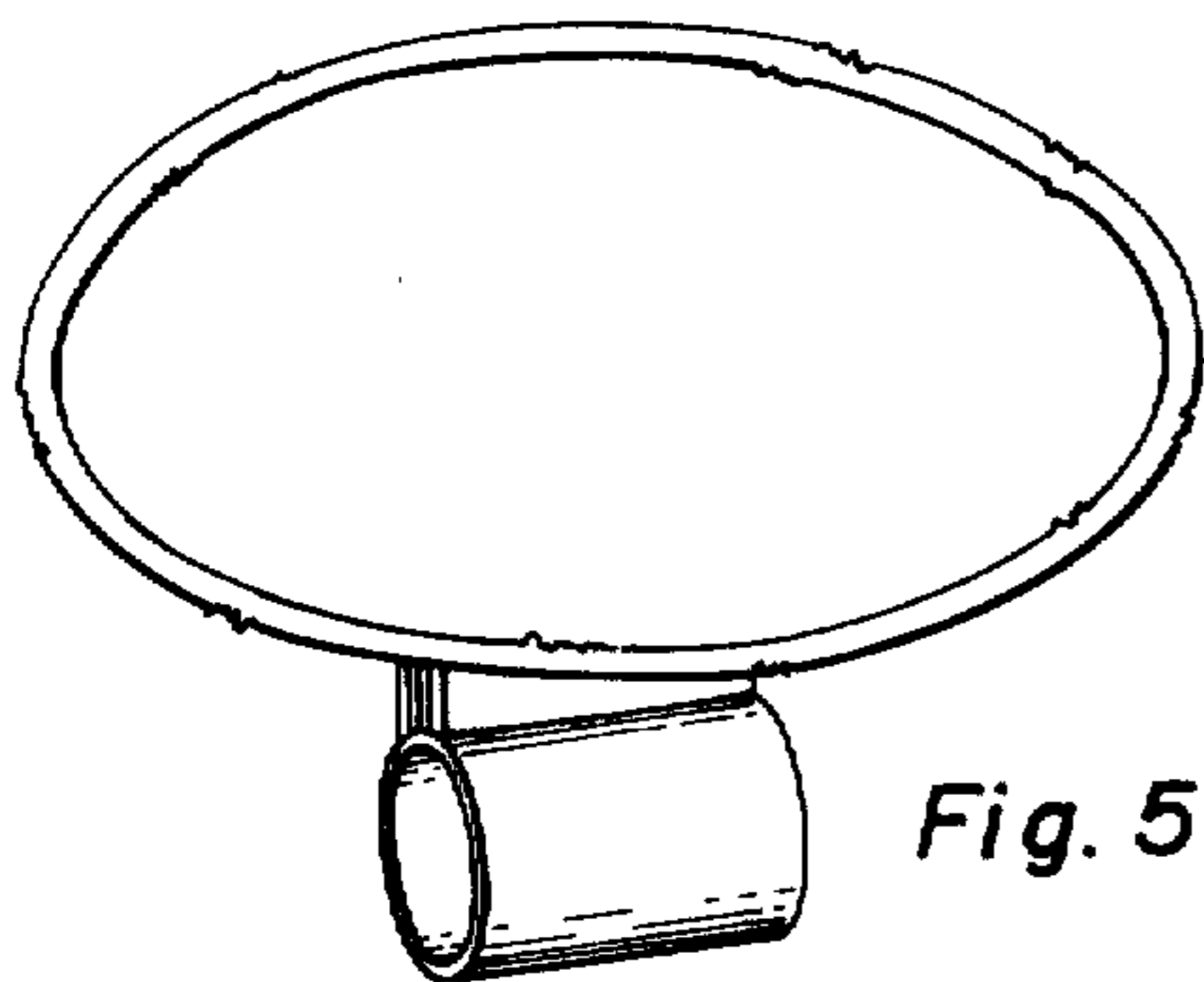


Fig. 5

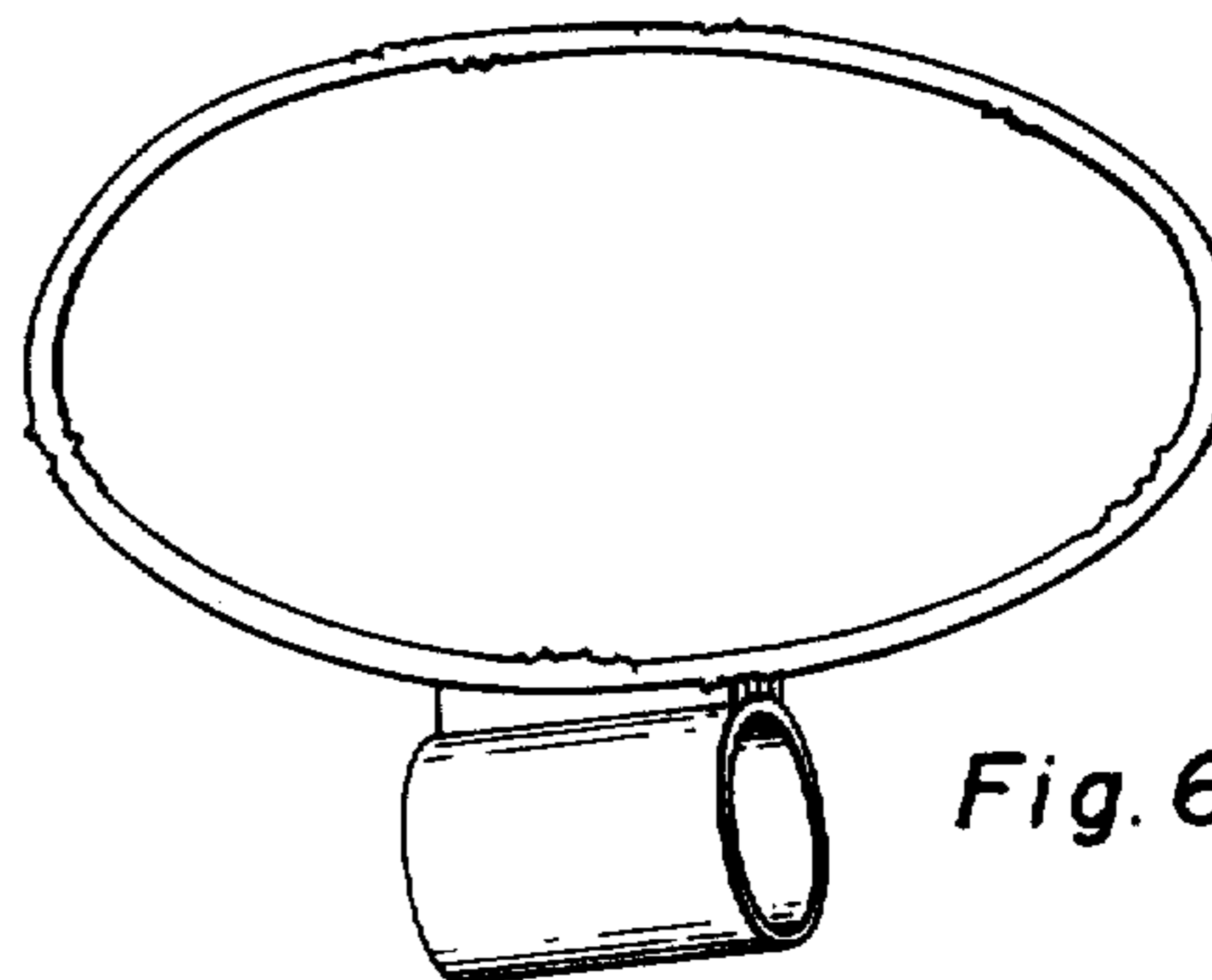


Fig. 6

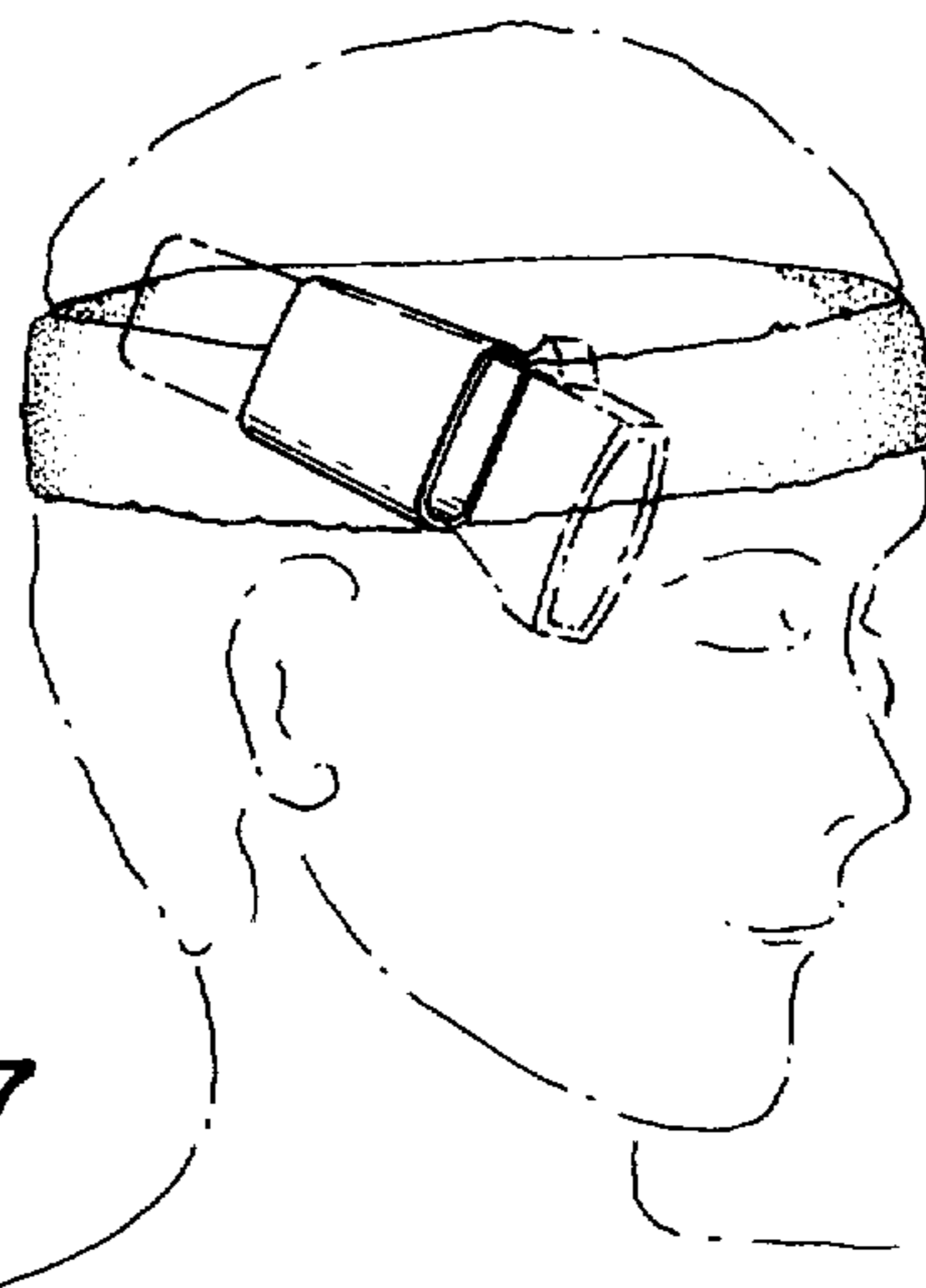


Fig. 7