

[54] CANDY DIPPING TOOL
[75] Inventor: Eryan E. Guttman, Cincinnati, Ohio
[73] Assignee: The Eryan Guttman Company,
Cincinnati, Ohio
[**] Term: 14 Years
[21] Appl. No.: 152,651
[22] Filed: May 23, 1980
[51] Int. Cl. D7—04
[52] U.S. Cl. D7/103; D7/138;
D7/140
[58] Field of Search D7/102, 42, 99, 103,
D7/104, 41, 138, 140; 30/322, 324; 294/55.5,
26, 19 A

[56] References Cited
U.S. PATENT DOCUMENTS

30,437 10/1860 Warner et al. 30/322 X
D. 143,247 12/1945 Storm D7/103
D. 208,569 9/1967 Novak D7/106

416,736 12/1889 McPherson 30/322 X

FOREIGN PATENT DOCUMENTS

127028 8/1928 Switzerland 30/322

OTHER PUBLICATIONS

Gifts & Decorative Accessories, Nov., 1972, p. 44, top r. panel, second item from left, tool with opening.

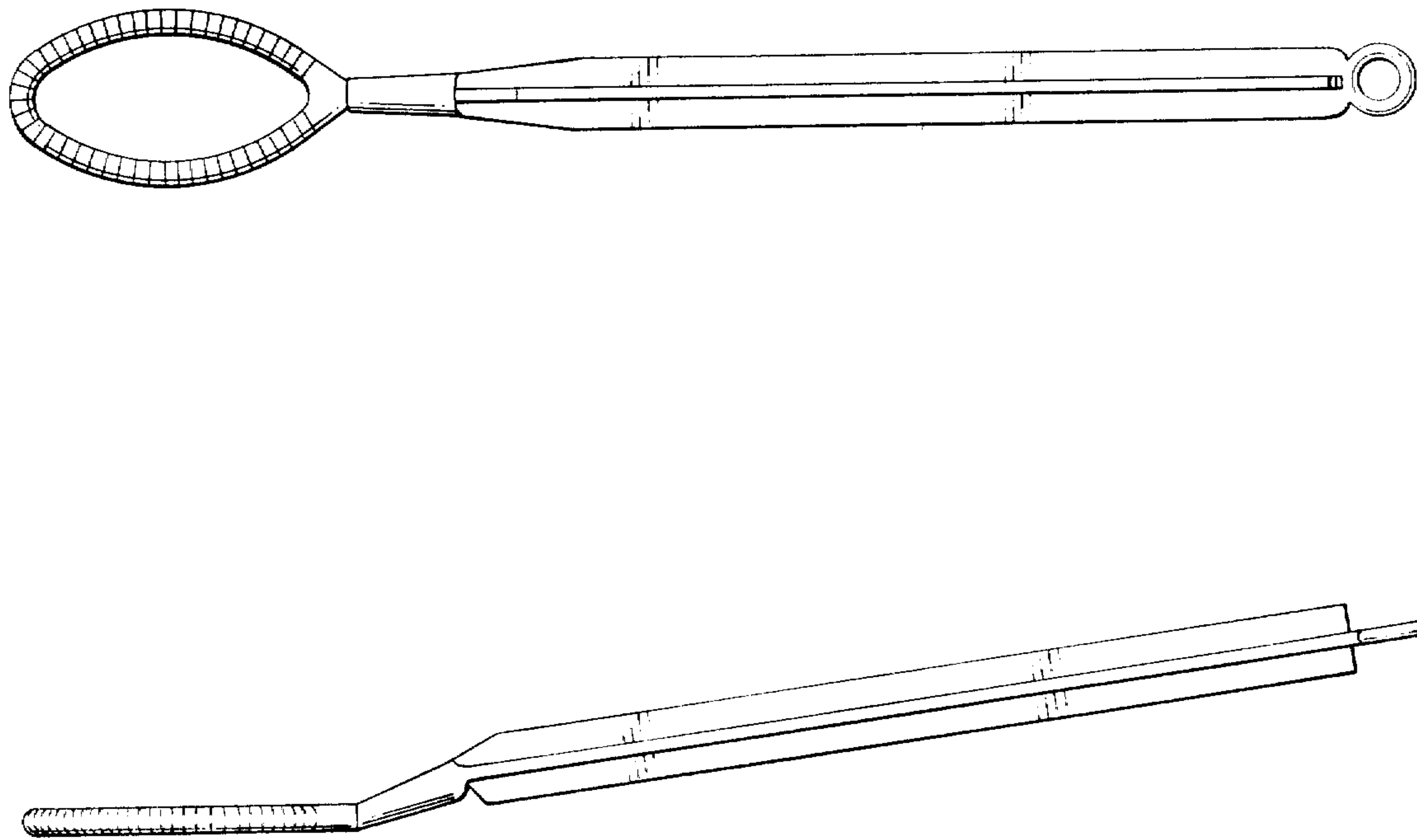
Primary Examiner—Winifred E. Herrmann
Attorney, Agent, or Firm—Kinney & Schenk

[57] CLAIM

The ornamental design for a candy dipping tool, substantially as shown and described.

DESCRIPTION

FIG. 1 is a top plan view of a candy dipping tool showing my new design, the bottom plan view being substantially a mirror image;
FIG. 2 is a side elevational view thereof, the side opposite being a mirror image; and
FIG. 3 is an end elevational view as seen from the left of FIG. 2.



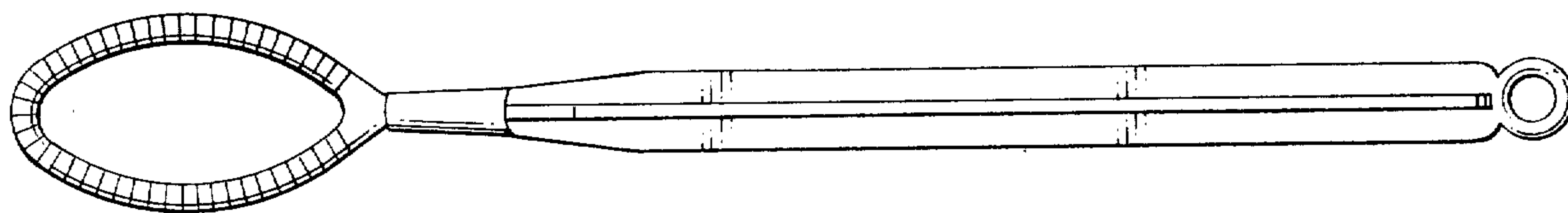


FIG. 1

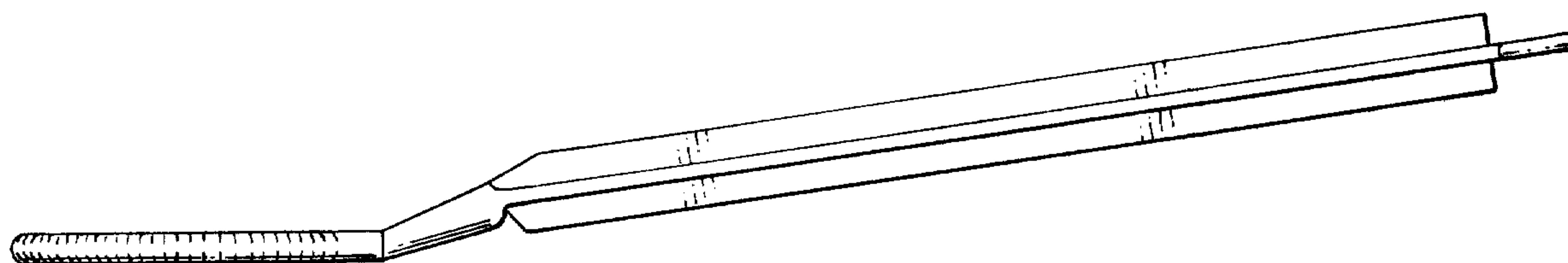


FIG. 2

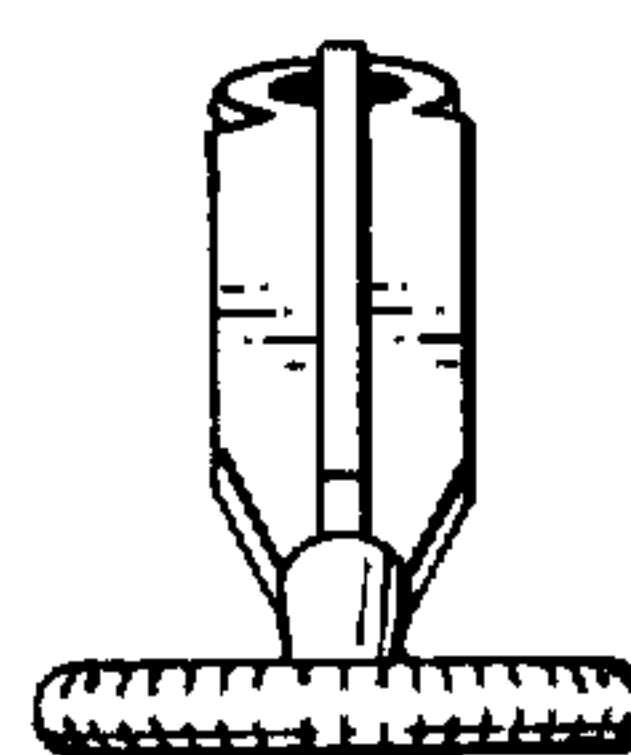


FIG. 3