

- [54] CONFECTIONERY MOLD WITH ATTACHED HANDLE
- [75] Inventors: Sam Kupperman, Chicago; Dennis Kupperman, Glenview, both of Ill.
- [73] Assignee: RB Toy Development Co., Skokie, Ill.
- [\*\*] Term: 14 Years
- [21] Appl. No.: 908,101
- [22] Filed: May 22, 1978
- [51] Int. Cl. .... D15-08
- [52] U.S. Cl. .... D7/43; D1/22; D1/99
- [58] Field of Search ..... D7/43, 44, 42; D9/184, D9/185, 187, 188, 189; D1/22, 99; 426/515, 134, 132, 91; 249/127, 135, 117

- [56] **References Cited**
- U.S. PATENT DOCUMENTS**
- D. 189,309 11/1960 Tupper ..... D7/43
- 2,032,483 3/1936 Isenberg ..... D7/43 X

- 2,212,764 8/1940 York ..... 426/515 X
- 2,212,765 8/1940 York ..... 426/515 X
- 2,312,046 2/1943 Neilson ..... D7/43 X
- 2,682,234 6/1954 Baldanza ..... D7/43 X
- 3,663,717 5/1972 Coster ..... D1/22 X

**FOREIGN PATENT DOCUMENTS**

- 1876040 1/1963 Fed. Rep. of Germany ..... 426/134

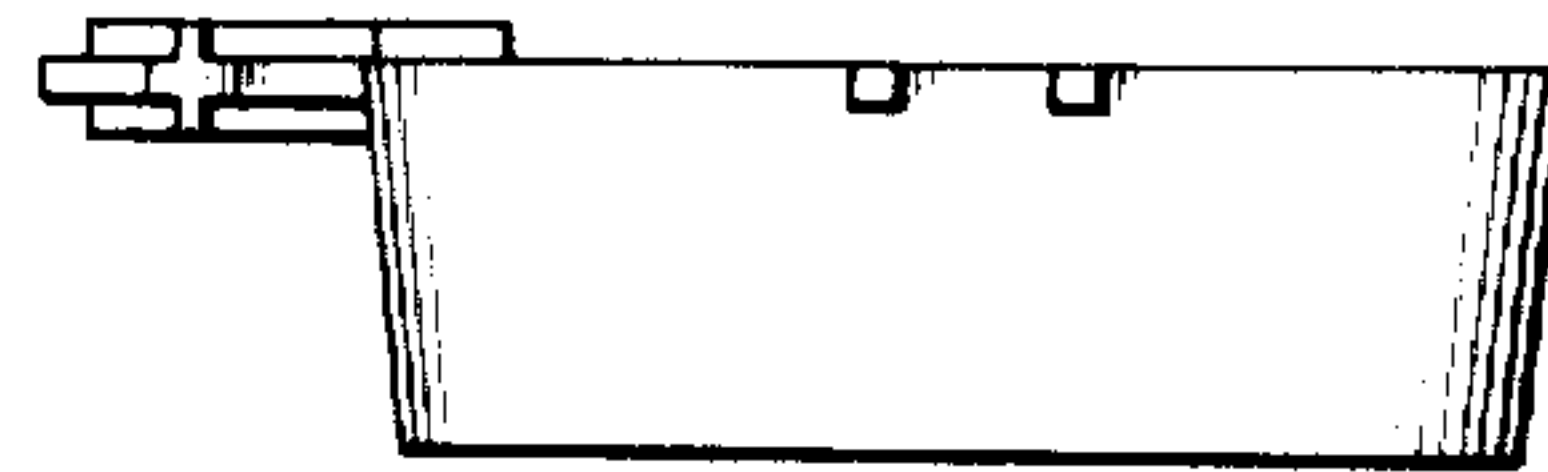
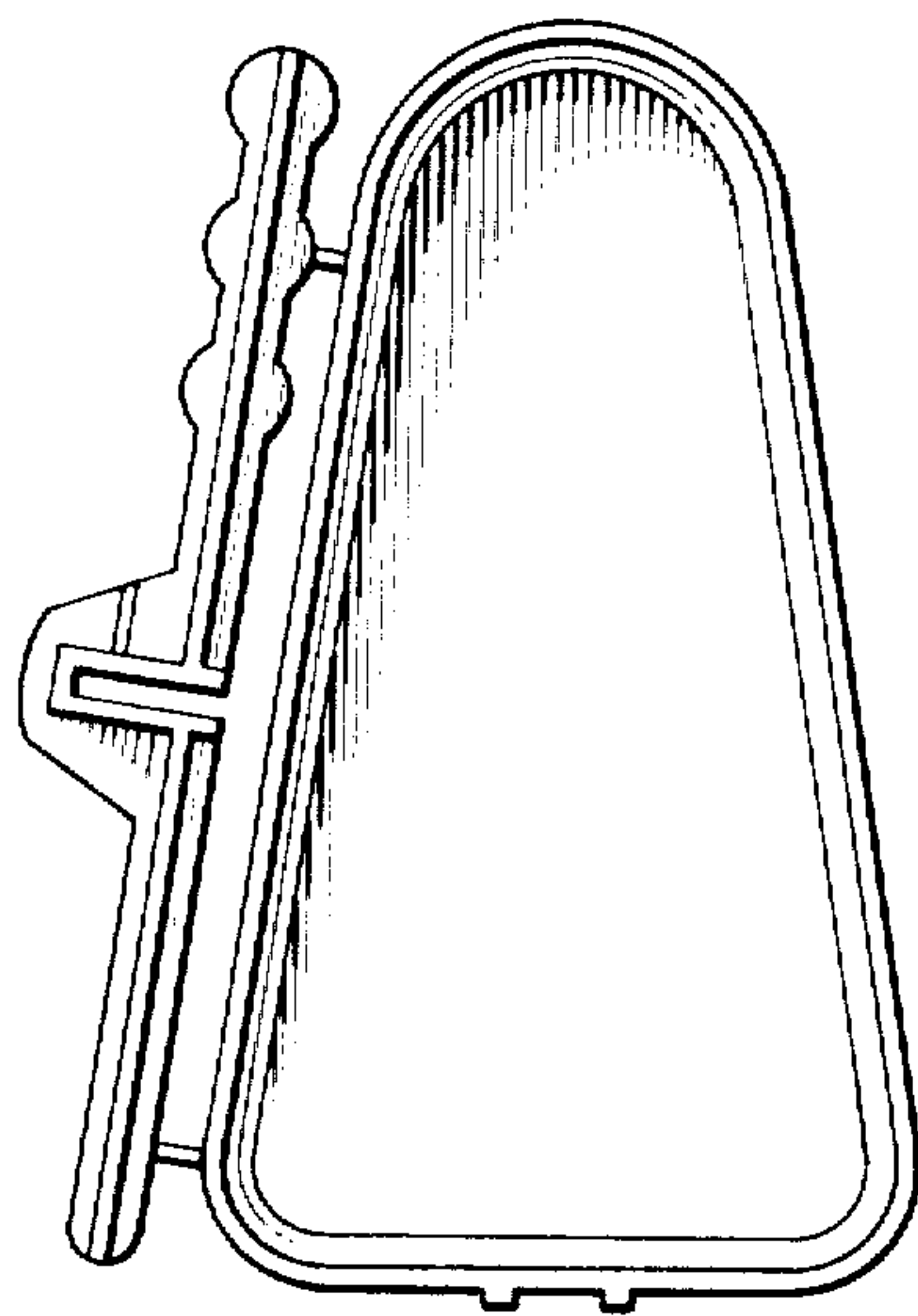
*Primary Examiner*—Winifred E. Herrmann  
*Attorney, Agent, or Firm*—Dithmar, Stotland, Stratman & Levy

[57] **CLAIM**

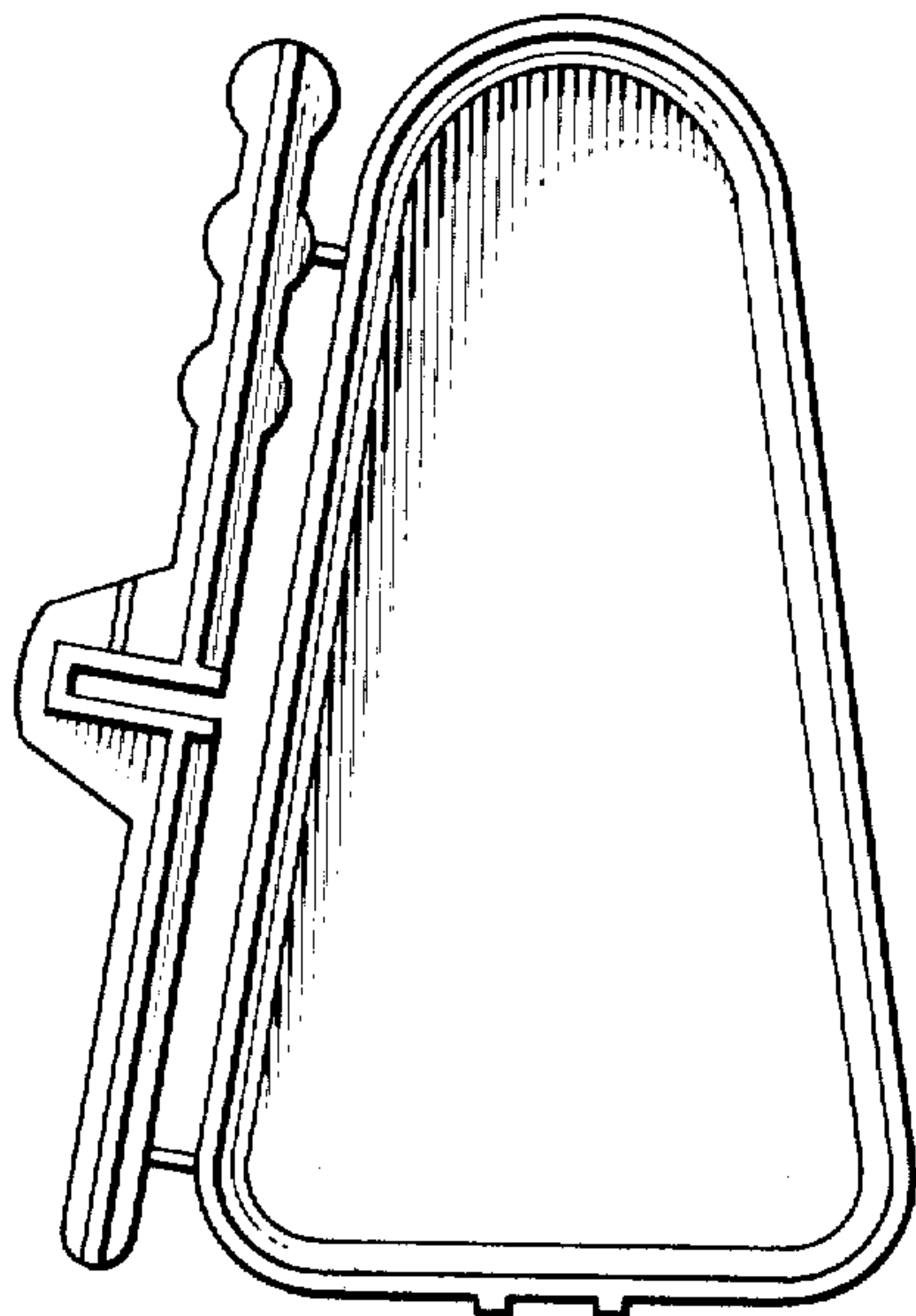
The ornamental design for a confectionery mold with attached handle, as shown.

**DESCRIPTION**

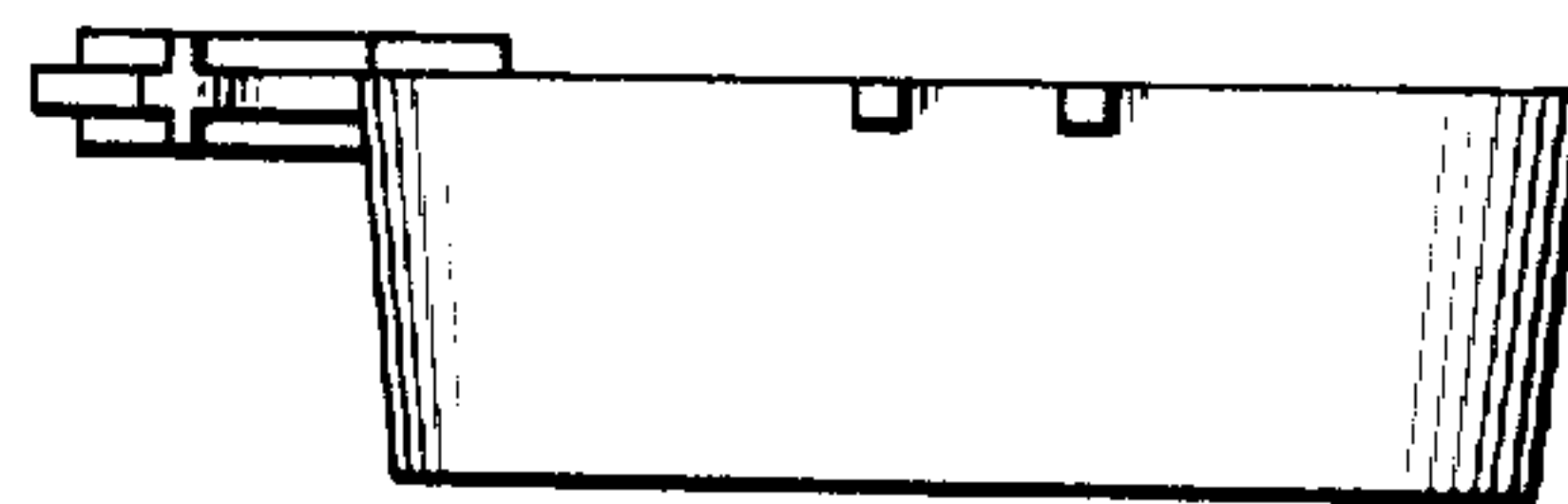
FIG. 1 is a top plan view of a confectionery mold with attached handle showing our new design;  
 FIG. 2 is an end elevational view thereof as seen from the bottom of FIG. 1;  
 FIG. 3 is a left side elevational view thereof; and  
 FIG. 4 is a bottom plan view thereof.



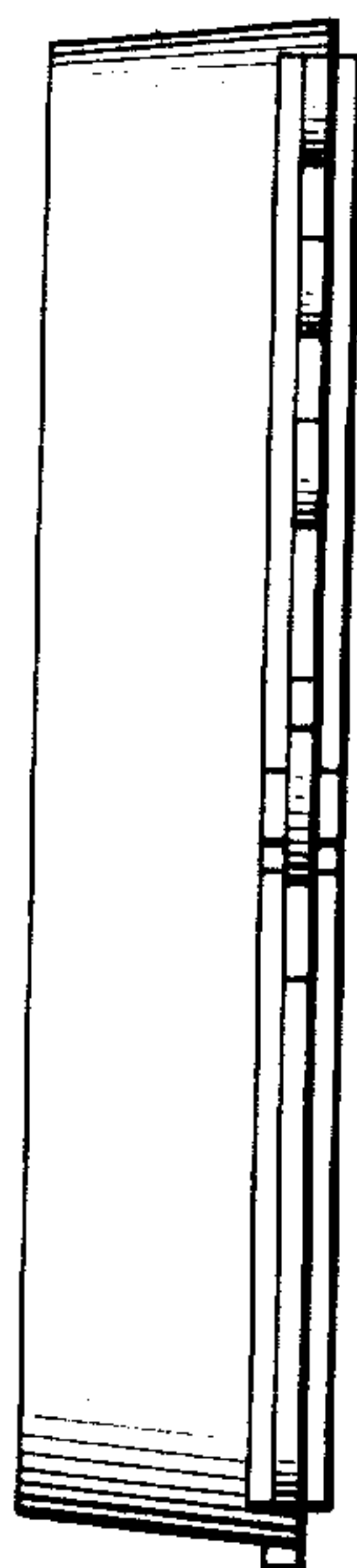
**FIG. 1**



**FIG. 2**



**FIG. 3**



**FIG. 4**

