

[54] **PULL TAB FOR SLIDE FASTENER**

[75] Inventor: **Robert E. Brinley**, Southington,
Conn.

[73] Assignee: **Scovill Inc.**, Waterbury, Conn.

[**] Term: **14 Years**

[21] Appl. No.: **69,813**

[22] Filed: **Aug. 27, 1979**

[51] **Int. Cl.** **D2—07**

[52] **U.S. Cl.** **D2/415; D11/75;**
..... **D11/79**

[58] **Field of Search** **D2/405, 414, 415, 378,**
..... **D2/452; 24/205.15 R, 205.15 E, 205.15 H;**
..... **D11/75, 79, 81**

[56] **References Cited**

U.S. PATENT DOCUMENTS

D. 115,459	6/1939	Kay	D2/415
2,675,606	4/1954	Lawson	24/205.15 E
2,721,366	10/1955	Deshaw	24/205.15 E

Primary Examiner—Joel Stearman
Assistant Examiner—Carmen H. Vales
Attorney, Agent, or Firm—Dallett Hoopes

[57] **CLAIM**

The ornamental design for pull tab for slide fastener, substantially as shown and described.

DESCRIPTION

FIG. 1 is a front elevational view of a pull tab for slide fastener showing my new design;
FIG. 2 is a side elevational view thereof, the opposite side being substantially a mirror image thereof;
FIG. 3 is a bottom plan view thereof; and
FIG. 4 is a top plan view thereof.

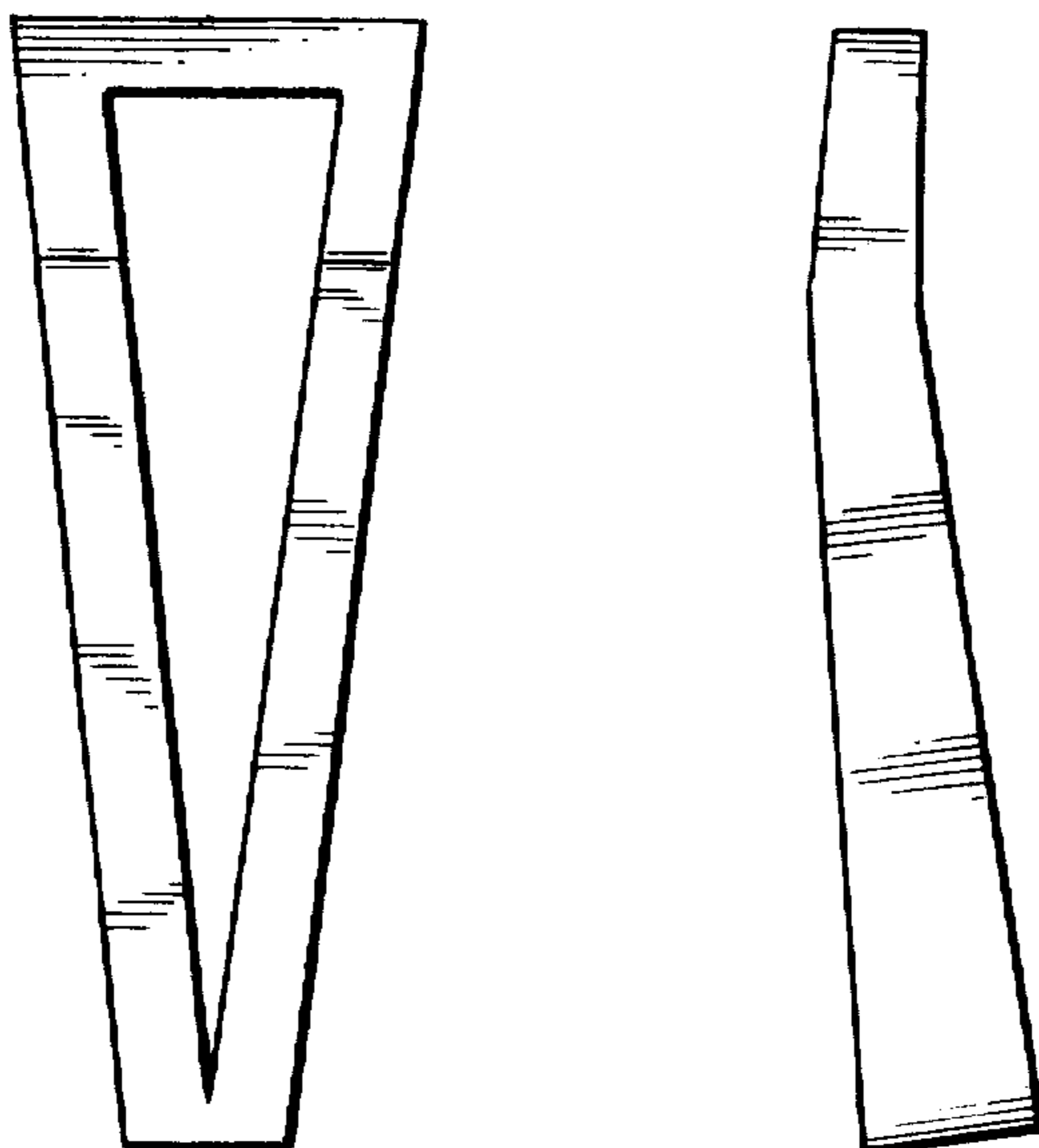


Fig. 1.

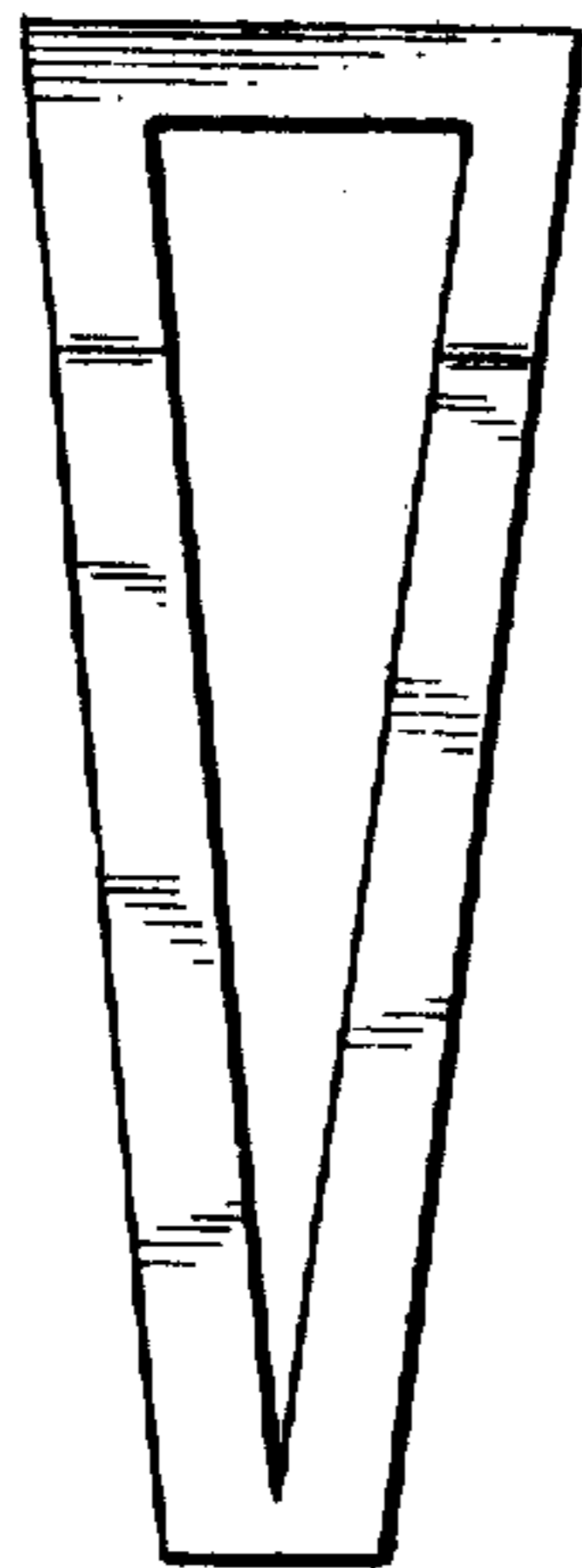


Fig. 2.

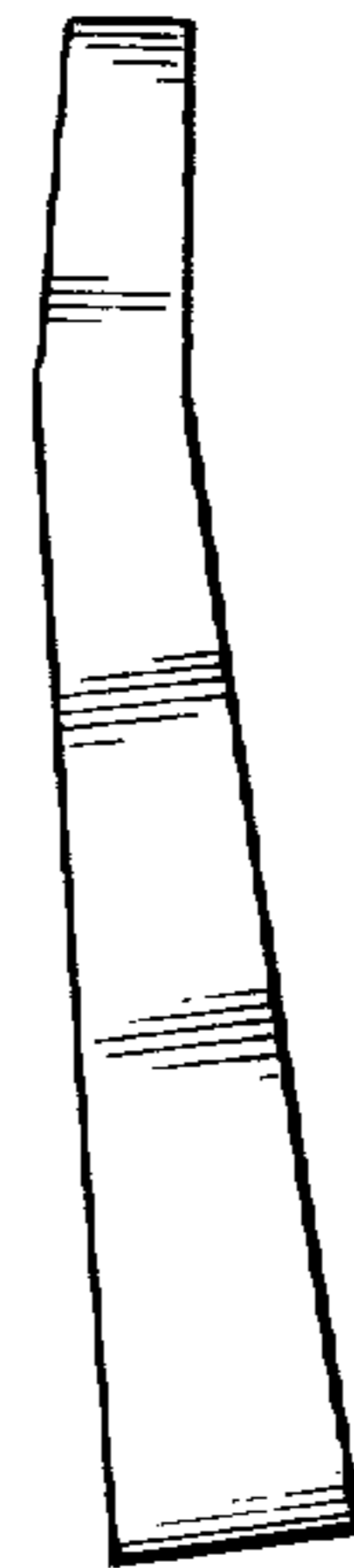


Fig. 3.




Fig. 4.

