

[54] **PULL TAB FOR SLIDE FASTENER**

[75] Inventor: **Robert E. Brinley**, Southington, Conn.

[73] Assignee: **Scovill Inc.**, Waterbury, Conn.

[**] Term: **14 Years**

[21] Appl. No.: **69,113**

[22] Filed: **Aug. 23, 1979**

[51] Int. Cl. **D2-07**

[52] U.S. Cl. **D2/415; D11/79**

[58] Field of Search **D2/378, 405, 414, 415, D2/452; 24/205.15 R, 205.15 E, 205.15 H; D11/75, 79, 81**

[56] **References Cited**

U.S. PATENT DOCUMENTS

D. 93,204 9/1934 Carlile D2/415
1,885,868 11/1932 Siers 24/205.15 R

Primary Examiner—Joel Stearman
Assistant Examiner—Carmen H. Vales
Attorney, Agent, or Firm—Dallett Hoopes

[57] **CLAIM**

The ornamental design for pull tab for slide fastener, substantially as shown and described.

DESCRIPTION

FIG. 1 is a front elevational view of a pull tab for slide fastener showing my new design;
FIG. 2 is a side elevational view thereof, the opposite side being substantially a mirror image thereof;
FIG. 3 is a bottom plan view thereof; and
FIG. 4 is a top plan view thereof.

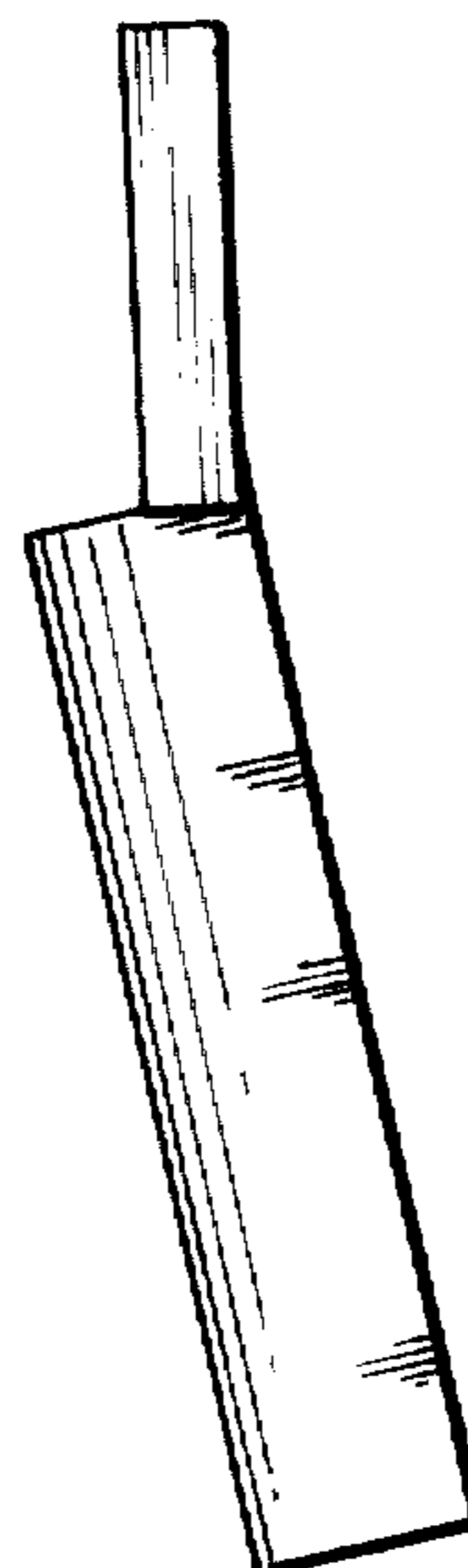
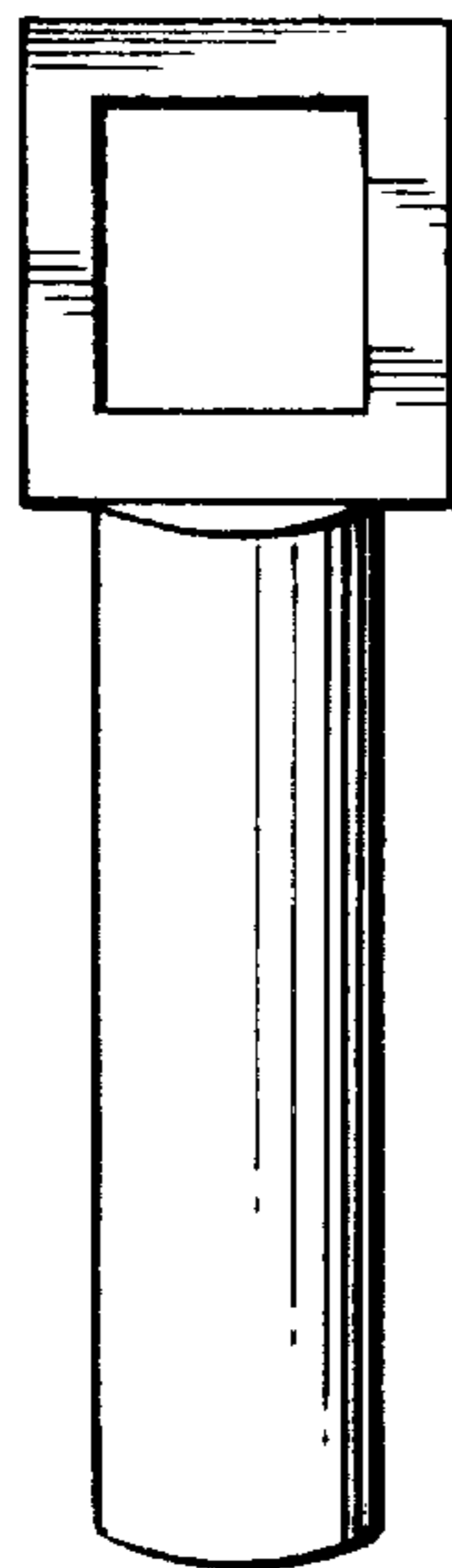


Fig. 1.




Fig. 2.

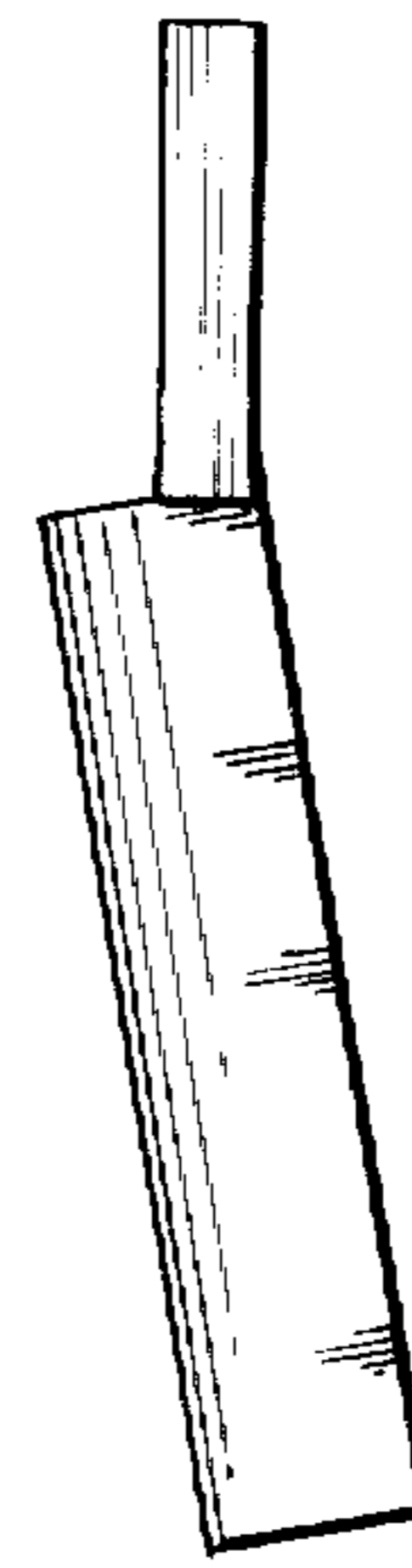


Fig. 3.

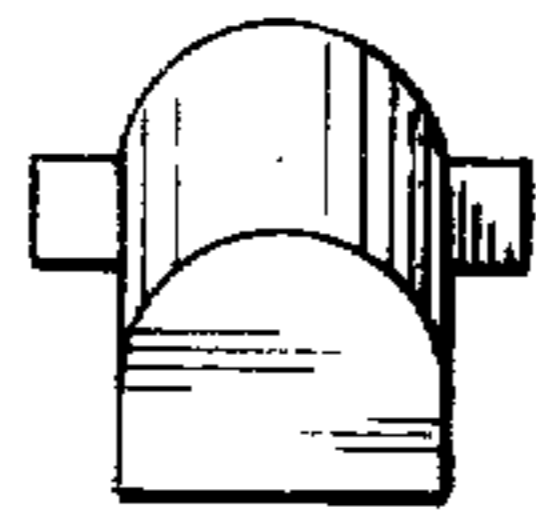


Fig. 4.

