

[54] **FRONT PANEL FOR A PUBLIC TELEPHONE SET**

[75] Inventors: **Donald M. Genaro, Haworth; Thomas J. Kelly, Colts Neck, both of N.J.; John N. McGarvey, Drexel Hill, Pa.**

[73] Assignee: **Bell Telephone Laboratories, Incorporated, Murray Hill, N.J.**

[**] Term: **14 Years**

[21] Appl. No.: **128,480**

[22] Filed: **Mar. 10, 1980**

Related U.S. Application Data

[62] Division of Ser. No. 884,604, Mar. 8, 1978, Pat. No. Des. 256,692.

[51] Int. Cl. **D14—03**

[52] U.S. Cl. **D14/55**

[58] Field of Search 179/6.3 R, 179, 178, 179/146; D25/16; D14/55, 61; D6/128, 129, 130

[56] **References Cited**

U.S. PATENT DOCUMENTS

D. 183,985	11/1958	Hose	D14/55
D. 229,426	11/1973	Janda et al.	D14/55
D. 229,836	1/1974	Wollet	D14/61
D. 236,991	9/1975	Batke et al.	D14/61
D. 248,102	6/1978	Blake	D14/61
3,365,554	1/1968	Brzezinski	179/6.3 R
3,393,273	7/1968	Bustos	179/6.3 R
3,846,594	11/1974	Morrell et al.	179/179

Primary Examiner—Bernard Ansher
Attorney, Agent, or Firm—H. L. Newman

[57] **CLAIM**

The ornamental design for a front panel for a public telephone set, substantially as shown and described.

DESCRIPTION

FIG. 1 is a right perspective view of a front panel for a public telephone set, showing my new design;
 FIG. 2 is an enlarged cross-section taken on line 2—2 of FIG. 3;
 FIG. 3 is a view looking in the direction of line 3—3 of FIG. 2; and
 FIG. 4 is a view looking in the direction of line 4—4 of FIG. 2.

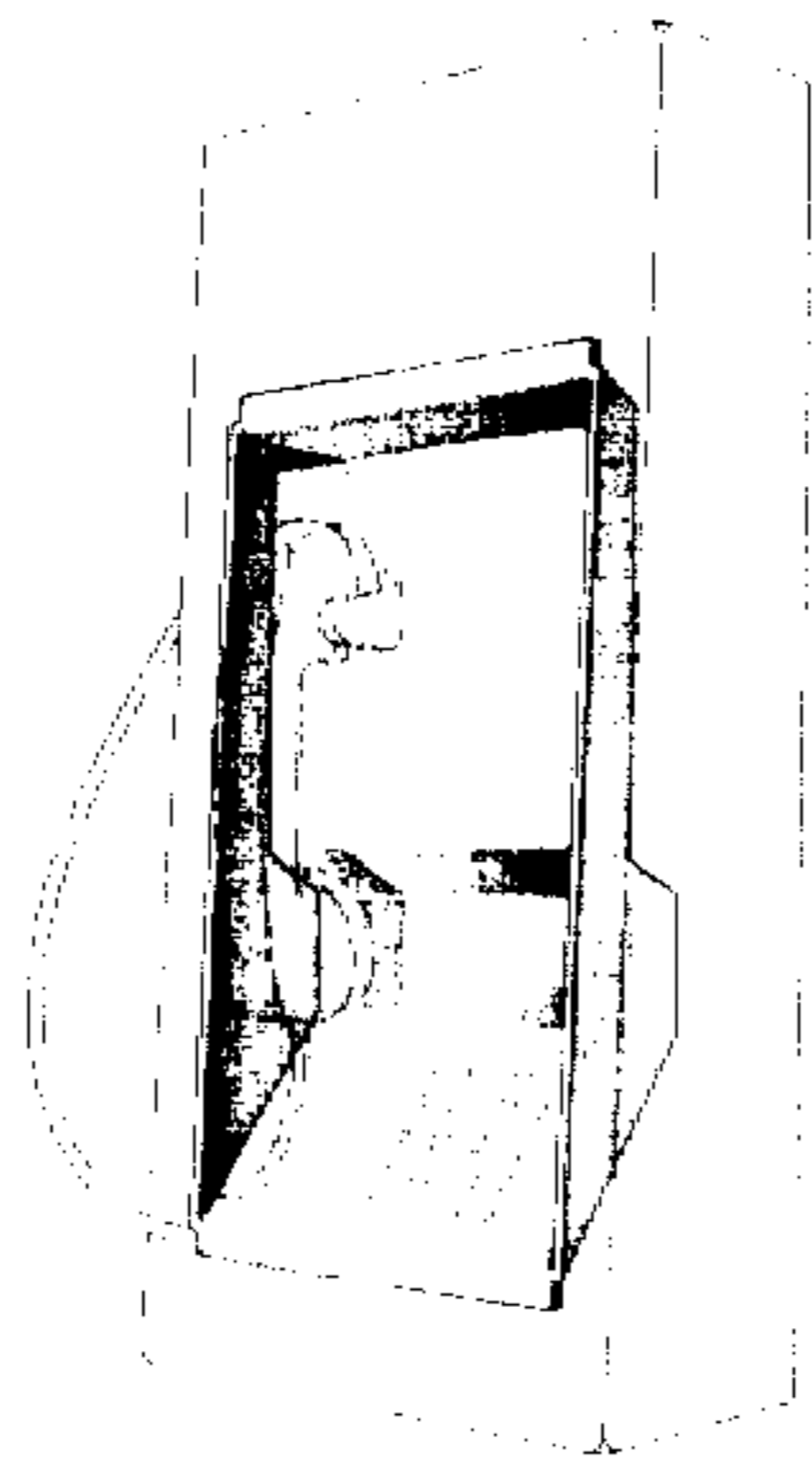


FIG. 1

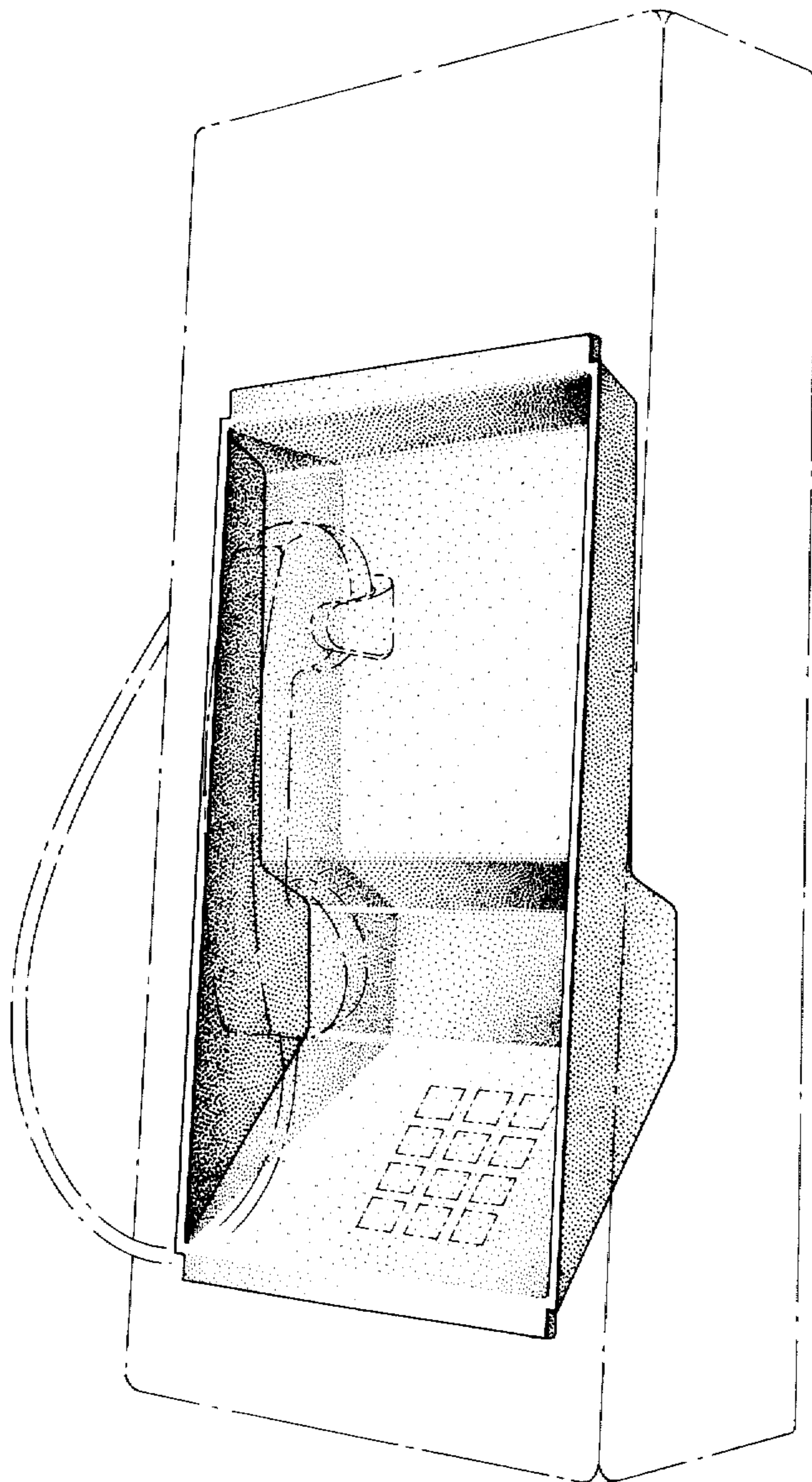


FIG. 2

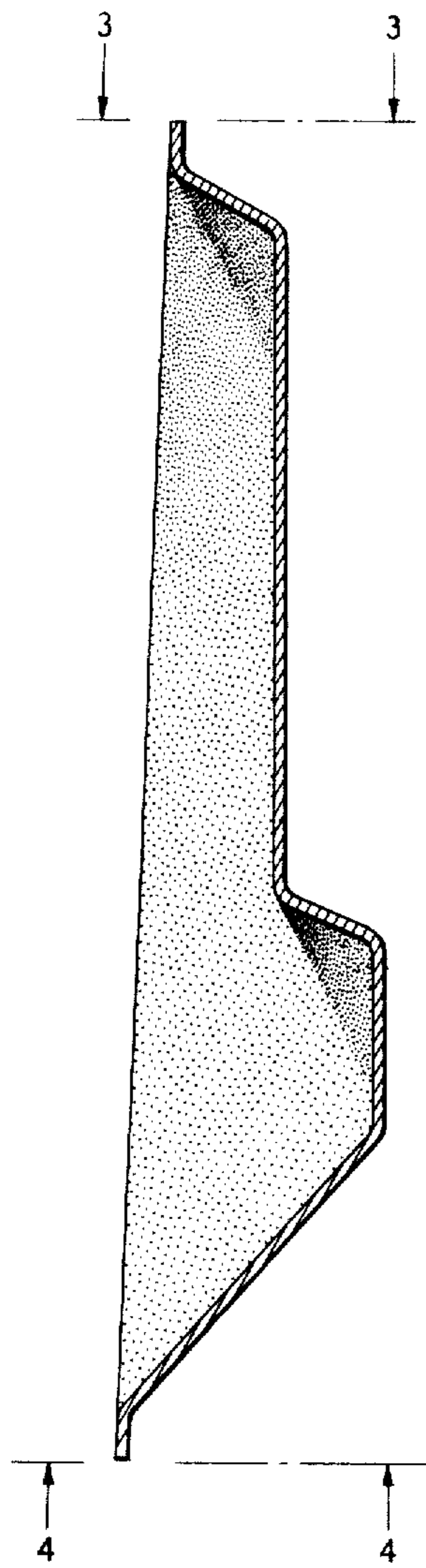


FIG. 3

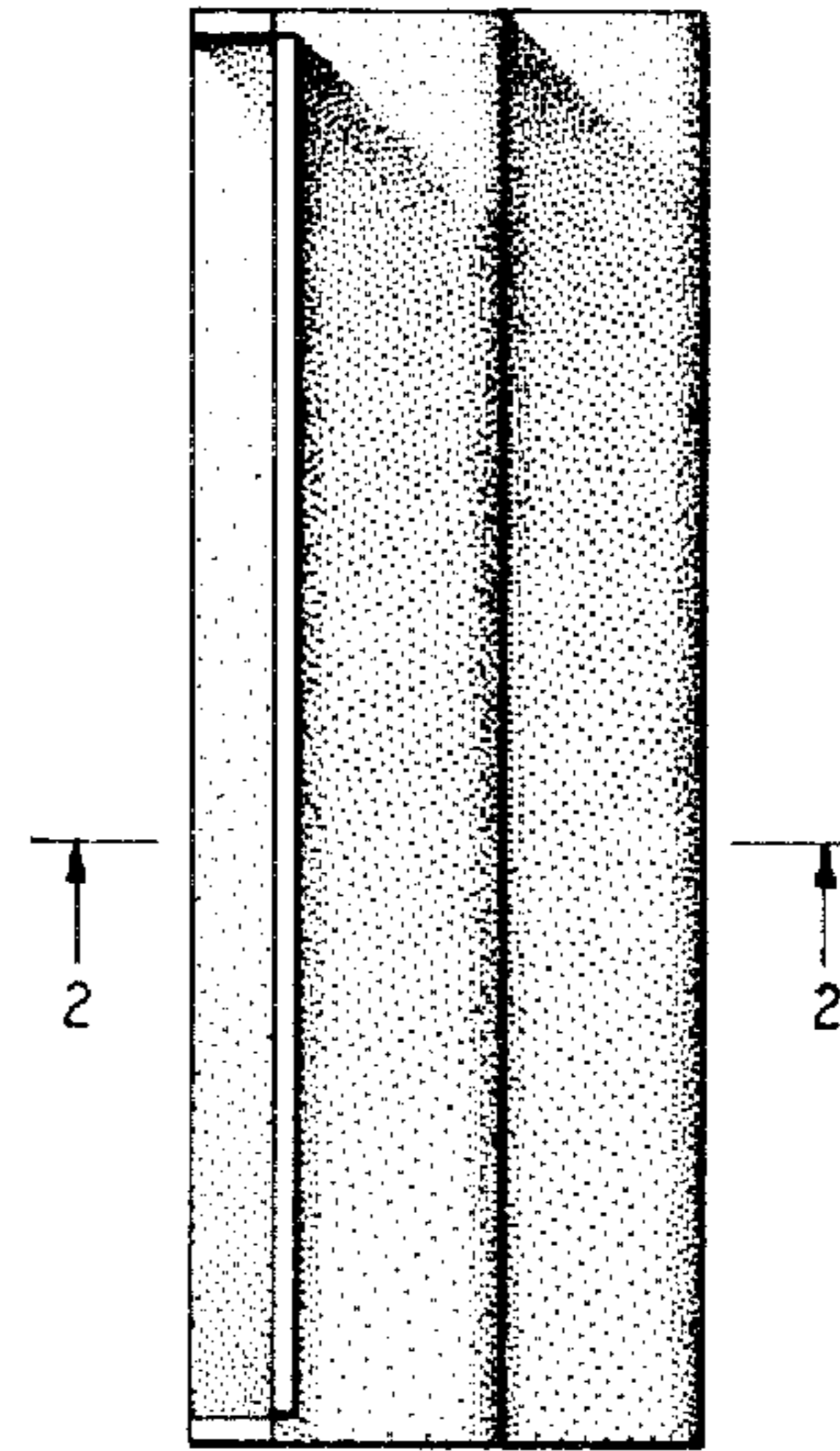


FIG. 4

