

[54] **CONVEYOR SEGMENT**

[75] **Inventors:** **F. Richard Imboden; Kenneth E. Tribbett**, both of Austin, Minn.; **Franklin J. Smith**, Diablo, Calif.

[73] **Assignee:** **Geo. A. Hormel & Company**, Austin, Minn.

[**] **Term:** **14 Years**

[21] **Appl. No.:** **116,107**

[22] **Filed:** **Jan. 28, 1980**

[51] **Int. Cl.** **D12-99**

[52] **U.S. Cl.** **D34/29; 99/443 C; 99/450**

[58] **Field of Search** **D12/58; 99/443 C, 450**

[56] **References Cited**

U.S. PATENT DOCUMENTS

D. 243,649 3/1977 Carbery D7/129
3,494,278 2/1970 Chandoir 99/443 C

Primary Examiner—Veronica O’Keefe
Attorney, Agent, or Firm—Williamson, Bains, Moore & Hansen

[57] **CLAIM**

The ornamental design for a conveyor segment, as shown and described.

DESCRIPTION


FIG. 1 is a top view of a conveyor segment showing my new design;

FIG. 2 is a view of the front with the rear view being identical;

FIG. 3 is a bottom view thereof;

FIG. 4 is a left end view thereof;

FIG. 5 is a right end view thereof.






Fig 1

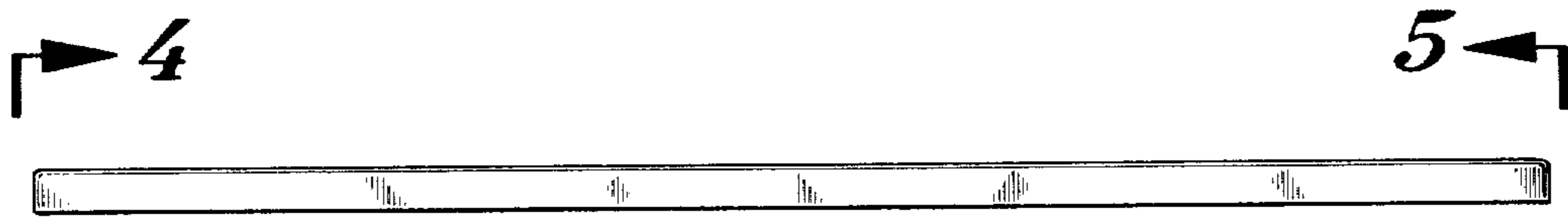


Fig 2

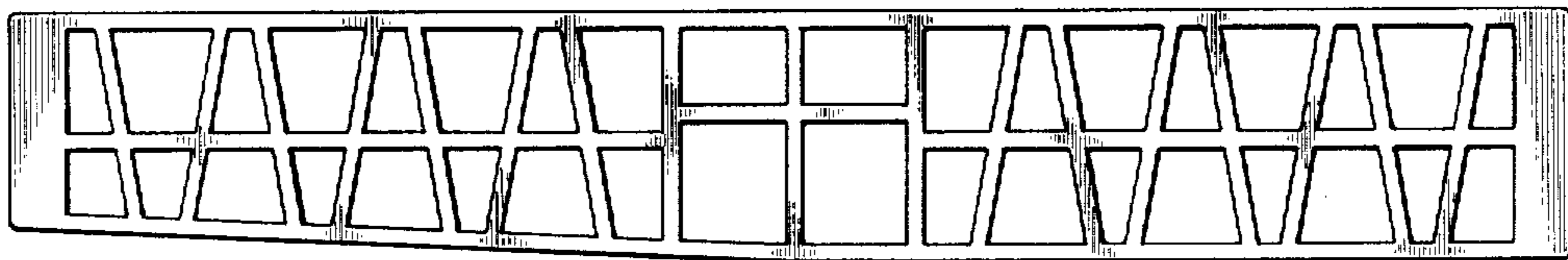


Fig 3




Fig 4



Fig 5