

- [54] REFLECTING MARKER
- [76] Inventor: Jack L. Jacobs, P.O. Box 727, West Columbia, S.C. 29202
- [**] Term: 14 Years
- [21] Appl. No.: 133,551
- [22] Filed: Mar. 24, 1980
- [51] Int. Cl. D10—06; D25—02
- [52] U.S. Cl. D10/111; D10/109; D25/77
- [58] Field of Search D10/109, 111, 120; D25/77; 116/63 R, 63 P; D99/17; 40/606, 607, 608, 612; 350/97, 100; 404/6, 9, 10, 12, 13; 256/DIG. 5; 52/720, 103, 104

- 3,151,464 10/1964 Sata et al. D27/77 X
- 3,851,615 12/1974 Grunduig et al. 116/63 R
- 3,905,680 9/1975 Nagel 404/9 X

Primary Examiner—Susan J. Lucas
 Attorney, Agent, or Firm—Benoni O. Reynolds

[57] CLAIM

The ornamental design for a reflecting marker, as shown and described.

DESCRIPTION

FIG. 1 is a perspective view of a reflecting marker showing my new design;
 FIGS. 2 and 3 are respectively side and rear elevational views thereof;
 FIGS. 4 and 5 are respectively bottom and top plan views thereof;
 FIGS. 6 and 7 are front elevational views of additional embodiments of my new design, these embodiments differing from the first embodiment only in the shape and position of the reflectors.
 The indicia are shown in broken lines for illustrative purposes only.

[56] References Cited

U.S. PATENT DOCUMENTS

- 121,380 11/1871 Jones 52/103
- 915,287 3/1909 Haase D10/109 X
- 1,900,945 3/1933 Myers, Jr. 350/100
- 2,317,684 4/1943 Haggart, Jr. 350/97



FIG. 1.



FIG. 2.

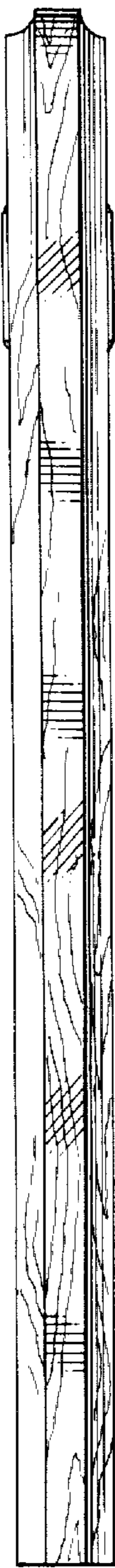


FIG. 3.

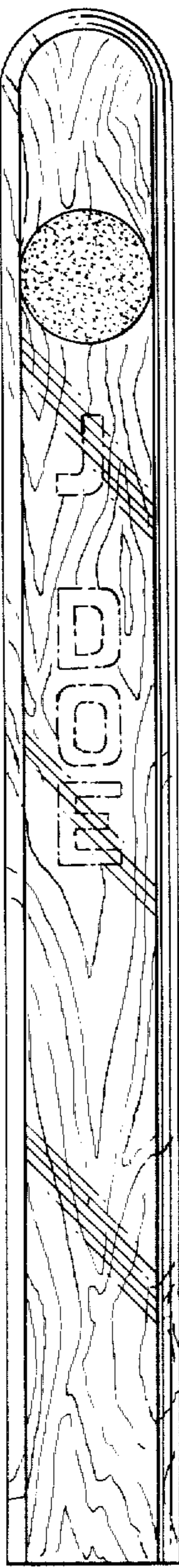


FIG. 6.

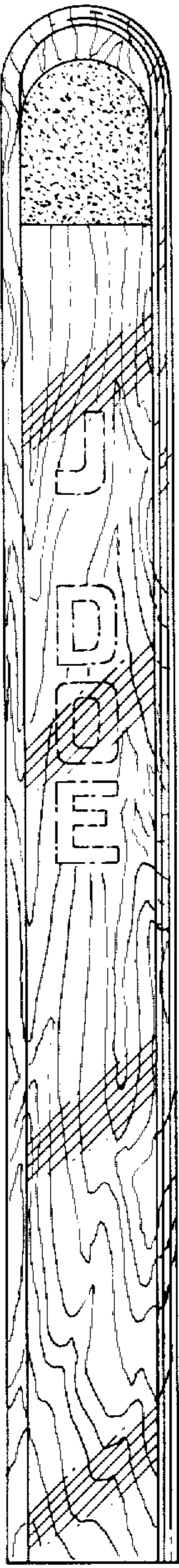


FIG. 7.

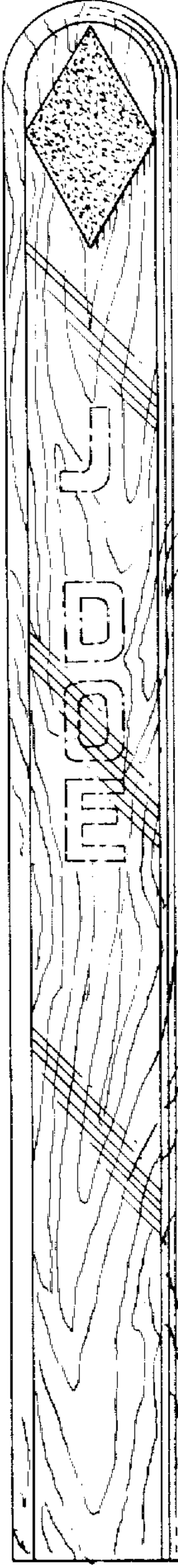


FIG. 4.



FIG. 5.

