

[54] **BLANK FOR A SOCK PACKAGE**

[76] Inventor: **John T. Roberts**, Rte. 5, Box 198-B,
Clover, S.C. 29710

[**] Term: **14 Years**

[21] Appl. No.: **136,079**

[22] Filed: **Mar. 31, 1980**

[51] Int. Cl. **D9-03**

[52] U.S. Cl. **D9/433**

[58] Field of Search 206/278, 460-461;
229/16 R, 41 B, 52 B; D9/433, 415, 457, 337

2,941,703 6/1960 Abramowitz D9/245

3,253,770 5/1966 Black D9/432

3,317,114 5/1967 Ragan et al. D9/433 X

3,329,386 7/1967 Rosen D9/245

3,370,765 2/1968 Jossem D9/245

3,414,175 12/1968 Brosk D9/245

3,650,442 3/1972 Berns et al. D9/245

4,132,309 1/1979 Shaylor D9/245

Primary Examiner—Robert C. Spangler
Attorney, Agent, or Firm—Bell, Seltzer, Park & Gibson

[56] **References Cited**

U.S. PATENT DOCUMENTS

D. 249,122 8/1978 Bjornsson D9/415

D. 251,361 3/1979 Adreon D9/245

D. 259,024 4/1981 Roccaforte et al. D9/432

2,855,649 10/1958 Kanter D9/245


2,910,214 10/1959 Gouner D9/245

[57] **CLAIM**

The ornamental design for a blank for a sock package, substantially as shown and described.

DESCRIPTION

FIG. 1 is a top plan view of a blank for a sock package embodying my new design, the bottom plan view being a mirror image of the view shown; and FIG. 2 is a side elevational view of the blank for a sock package shown in FIG. 1. The dashed lines in the drawing represent fold lines.






Fig-1

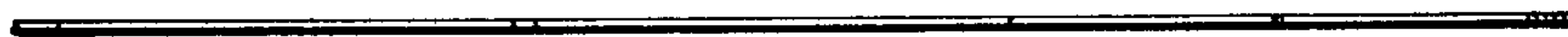


Fig-2