

[54] **CANDY DIPPING TOOL**

[75] **Inventor: Ervan E. Guttman, Cincinnati, Ohio**

[73] **Assignee: The Ervan Guttman Company,
Cincinnati, Ohio**

[**] **Term: 14 Years**

[21] **Appl. No.: 152,652**

[22] **Filed: May 23, 1980**

[51] **Int. Cl. D07—04**

[52] **U.S. Cl. D7/103; D7/106;
D7/138**

[58] **Field of Search D7/102, 42, 99, 103,
D7/104, 106, 41, 138; 30/322, 324; 294/55.5,
26, 19 A**

[56] **References Cited**

U.S. PATENT DOCUMENTS

D. 208,569	9/1967	Novak	D7/106
275,130	4/1883	Brown	294/55.5
416,736	12/1889	McPherson	30/322 X
2,727,777	12/1955	Johnstone et al.	294/26

Primary Examiner—Winifred E. Herrmann
Attorney, Agent, or Firm—Kinney & Schenk

[57] **CLAIM**

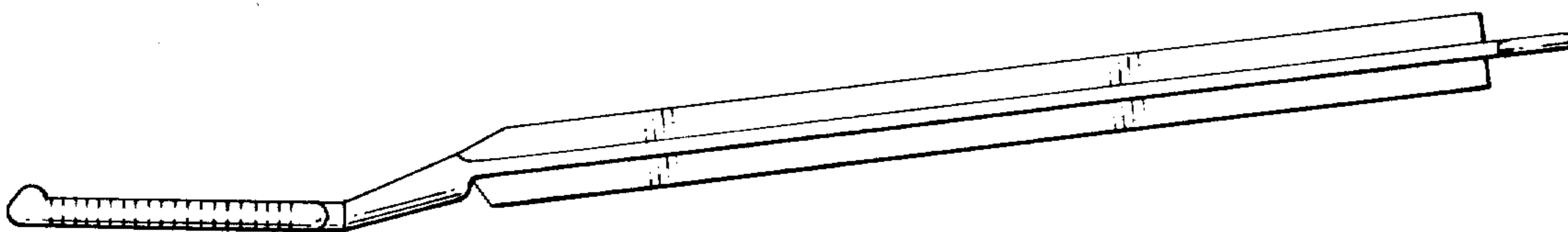
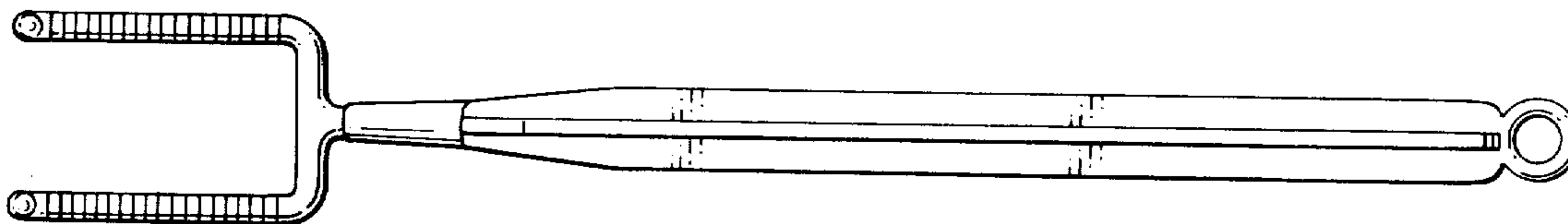
The ornamental design for a candy dipping tool, substantially as shown and described.

DESCRIPTION

FIG. 1 is a top plan view of a candy dipping tool showing my new design, the bottom plan view being substantially a mirror image;

FIG. 2 is a side elevational view thereof, the side opposite being a mirror image; and

FIG. 3 is an end elevational view as seen from the left of FIG. 2.



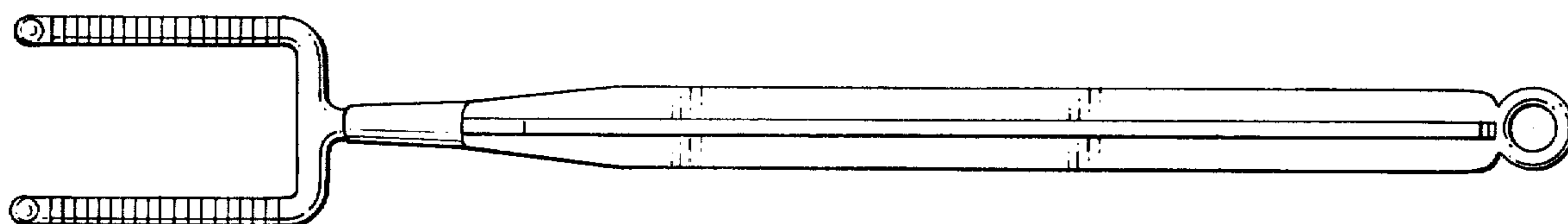


FIG. 1

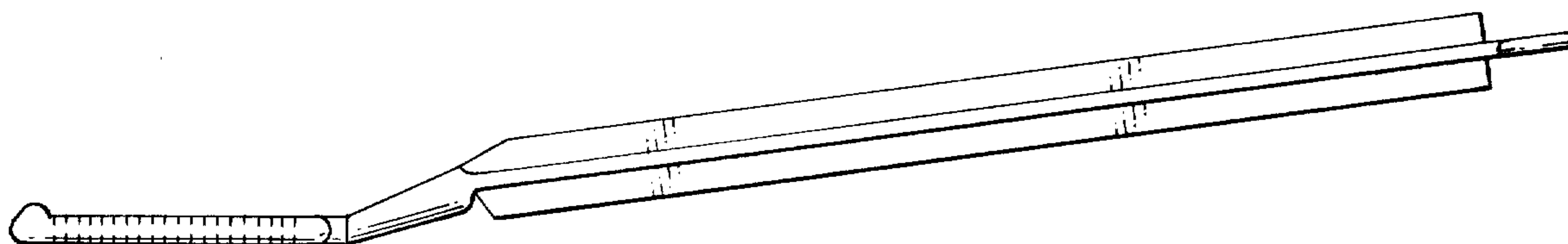


FIG. 2

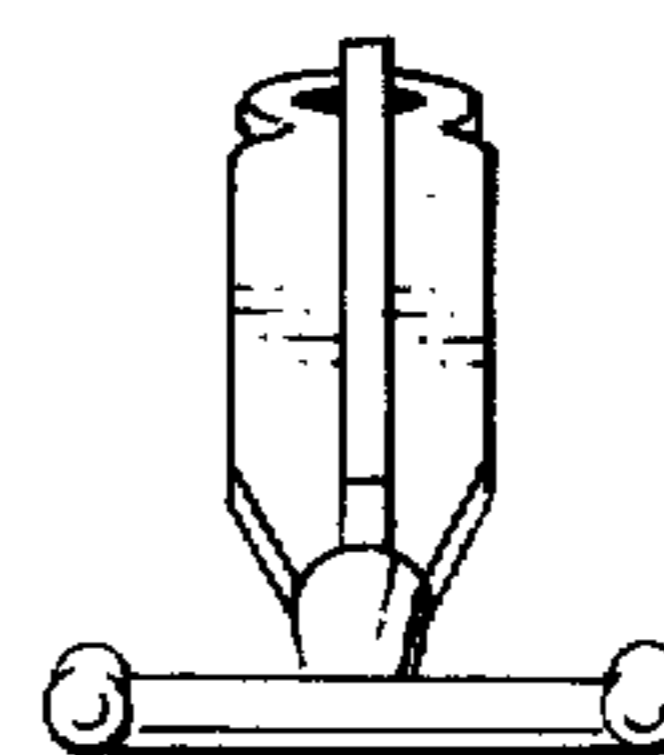


FIG. 3