

[54] INSTRUMENT HOLDER

[76] Inventor: **Dave Karsikas**, 23 Joyce Crescent, Belleville, Ontario, Canada, K8N 1Y6

[\*\*] Term: **14 Years**

[21] Appl. No.: **120,653**

[22] Filed: **Feb. 11, 1980**

[51] Int. Cl. .... **D6—04**

[52] U.S. Cl. .... **D6/85; D6/19; D6/157; D24/32**

[58] Field of Search ..... **D6/85, 157, 188, 19; D7/74; D24/32; 248/37.3, 153, 175; 211/60 R, 60 T, 60 SK, 62, 67, 69.1, 181, 182**

[56] **References Cited**

**U.S. PATENT DOCUMENTS**

D. 236,840	9/1975	Farrough .....	D24/32
492,359	2/1893	Merker .....	211/62
710,790	10/1902	Magerhans .....	211/62
1,571,659	2/1926	Conklin .....	211/65

*Primary Examiner*—B. J. Bullock  
*Attorney, Agent, or Firm*—George H. Riches

[57] **CLAIM**

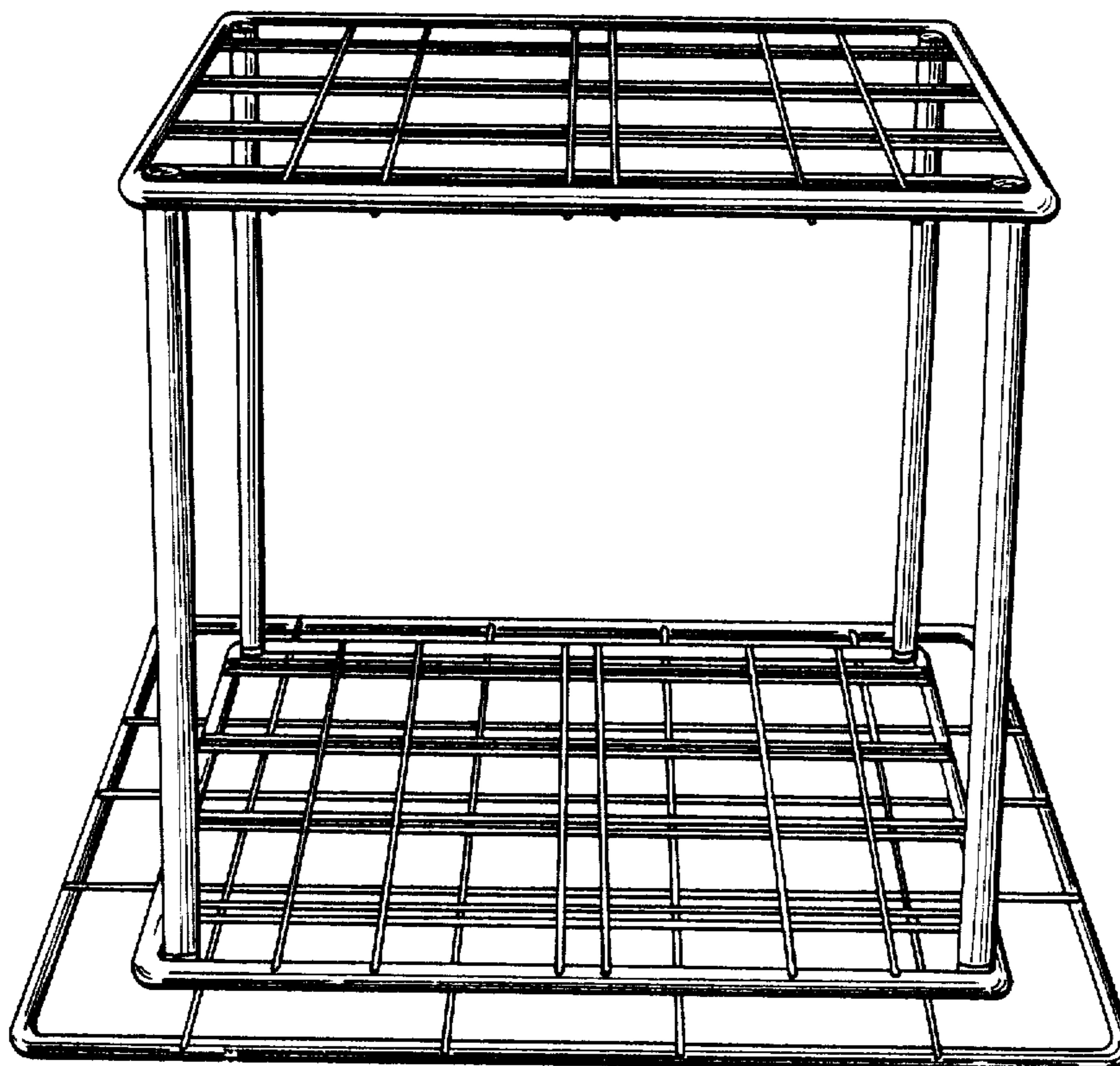
The ornamental design for an instrument holder, substantially as shown and described.

**DESCRIPTION**

FIG. 1 is a perspective view of an instrument holder showing my new design, the opposite side being identical to the side shown;

FIG. 2 is a bottom view thereof;

FIG. 3 is a side elevational view thereof showing the instrument holder of an indefinite height, the opposite side being identical to the side shown.



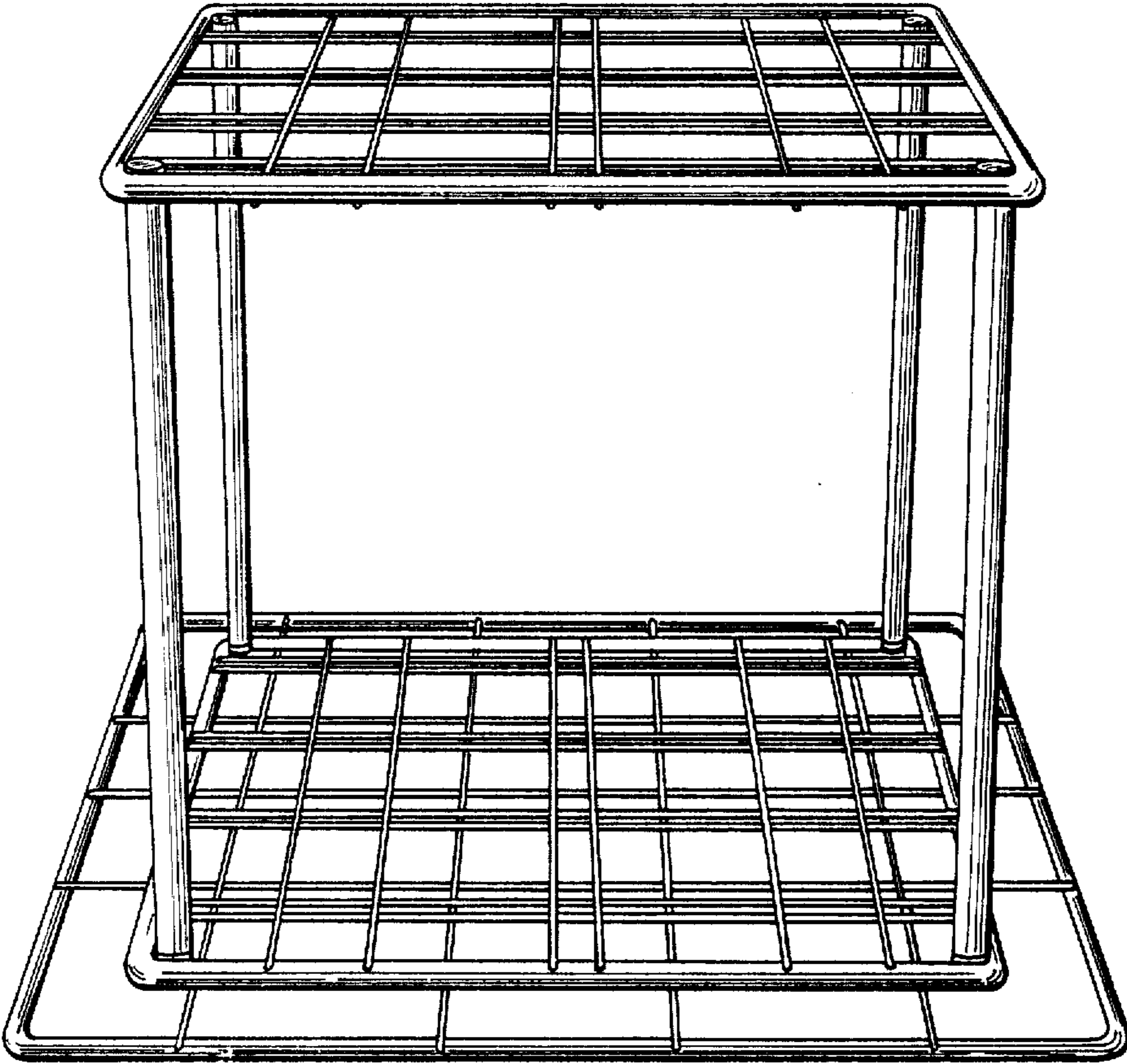


FIG. 1

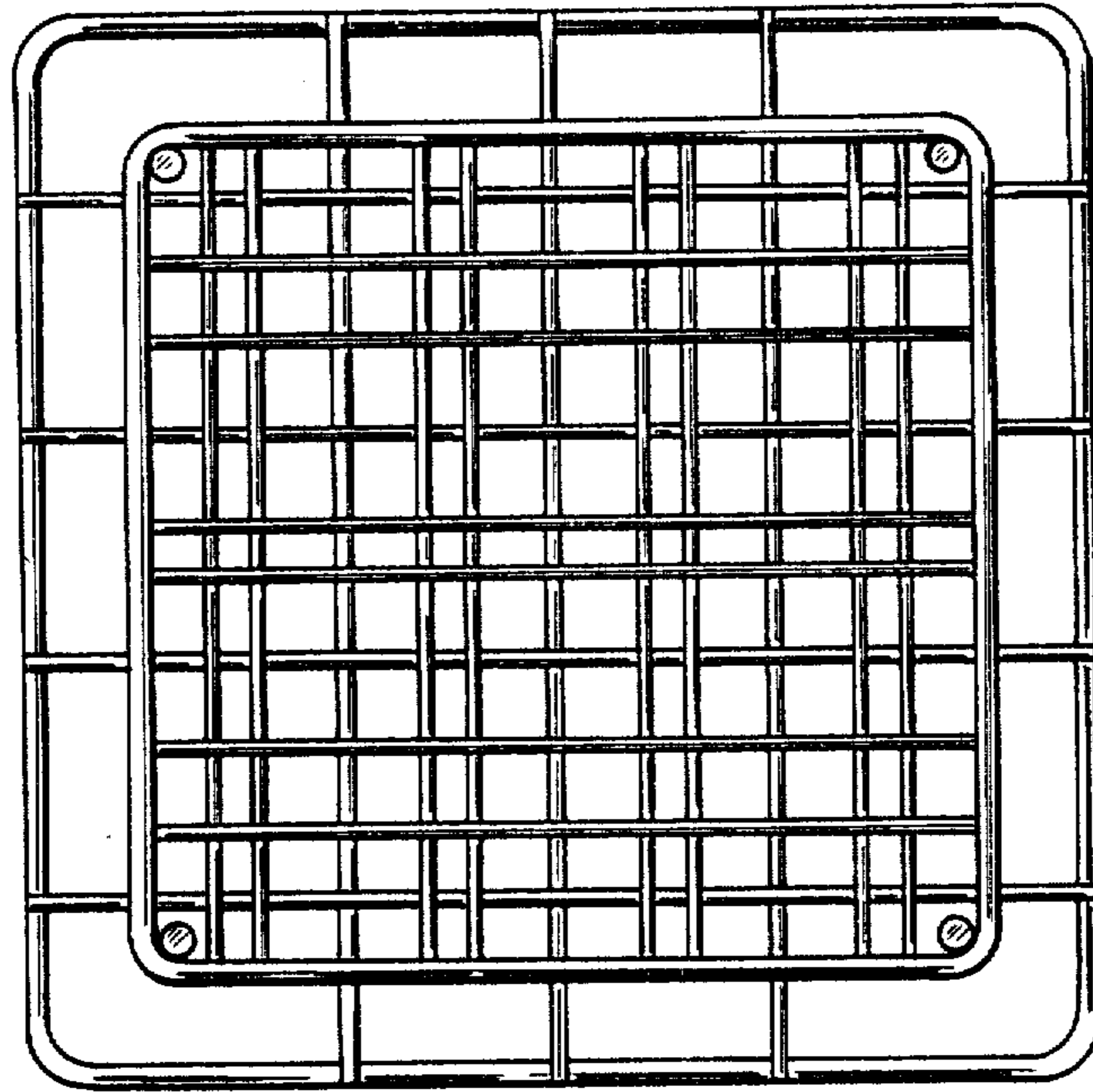


FIG. 2




FIG. 3