

[54] TOY RAILWAY TRACK SECTION

[75] Inventor: Duncan Tong, Hong Kong, Hong Kong

[73] Assignee: Playart Limited, Hong Kong, Hong Kong

[**] Term: 14 Years

[21] Appl. No.: 25,129

[22] Filed: Mar. 29, 1979

[30] Foreign Application Priority Data

Nov. 29, 1978 [GB] United Kingdom 987466/78

[51] Int. Cl. D21-01

[52] U.S. Cl. D21/143

[58] Field of Search D21/141, 142, 143; 238/10 R, 10 A, 10 E, 10 F; 46/216, 1 K, 43; 104/60

[56] References Cited

U.S. PATENT DOCUMENTS

- D. 249,737 9/1978 Tong D21/143
- 2,852,198 9/1958 Kramer 238/10 E
- 3,592,384 7/1971 Tomaro 238/10 E

3,722,131 3/1973 Rossi 46/1 K

FOREIGN PATENT DOCUMENTS

820571 11/1951 Fed. Rep. of Germany 238/10

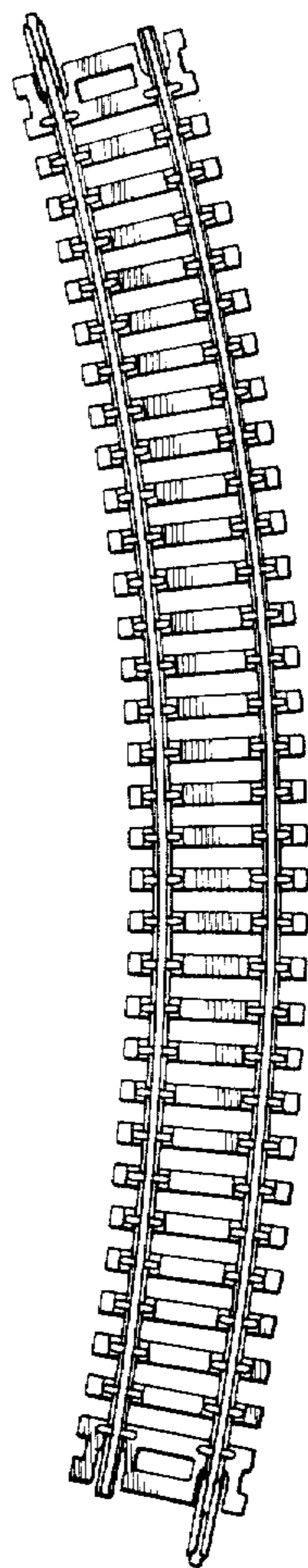
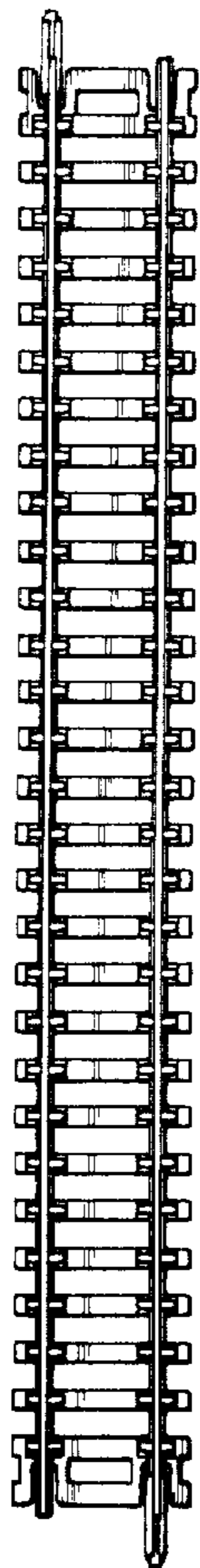
Primary Examiner—Charles A. Rademaker
Attorney, Agent, or Firm—Townsend & Townsend

[57] CLAIM

The ornamental design for a toy railway track section, as shown and described.

DESCRIPTION

FIG. 1 is a top plan view of a toy railway track section showing my new design;
 FIG. 2 is a bottom plan view thereof;
 FIG. 3 is a side elevational view thereof, the side opposite being substantially a mirror image;
 FIG. 4 is an elevational view thereof shown on a slightly enlarged scale;
 FIG. 5 is a top plan view of a modified form of the design shown in FIGS. 1 through 4;
 FIG. 6 is a bottom plan view thereof;
 FIG. 7 is a side elevational view thereof, the side opposite being substantially a mirror image; and
 FIG. 8 is an end elevational view thereof shown on a slightly enlarged scale.



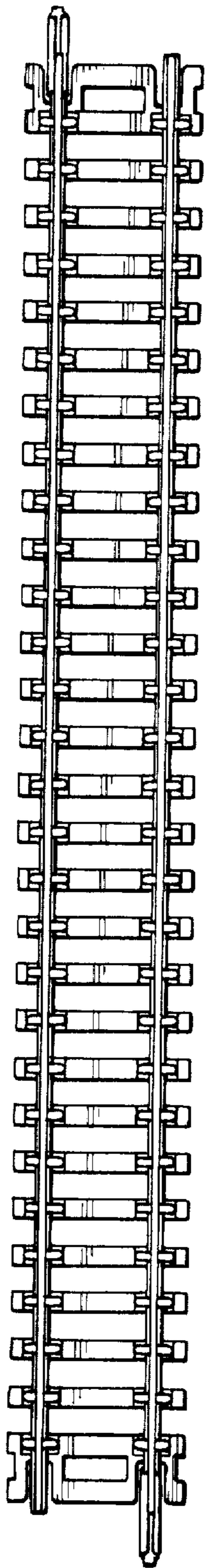


FIG. 1

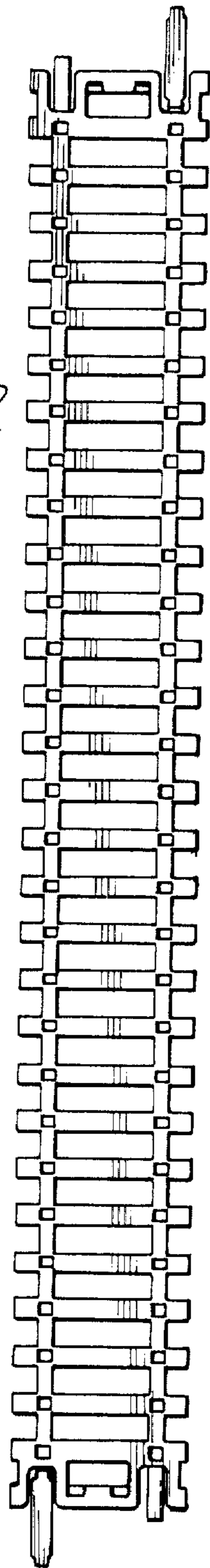


FIG. 2

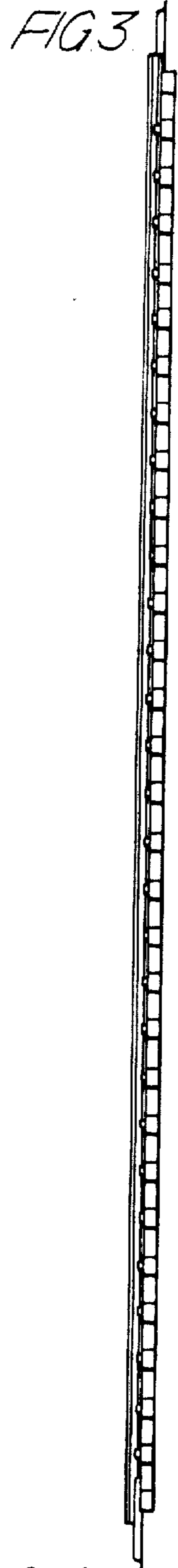


FIG. 3



FIG. 4

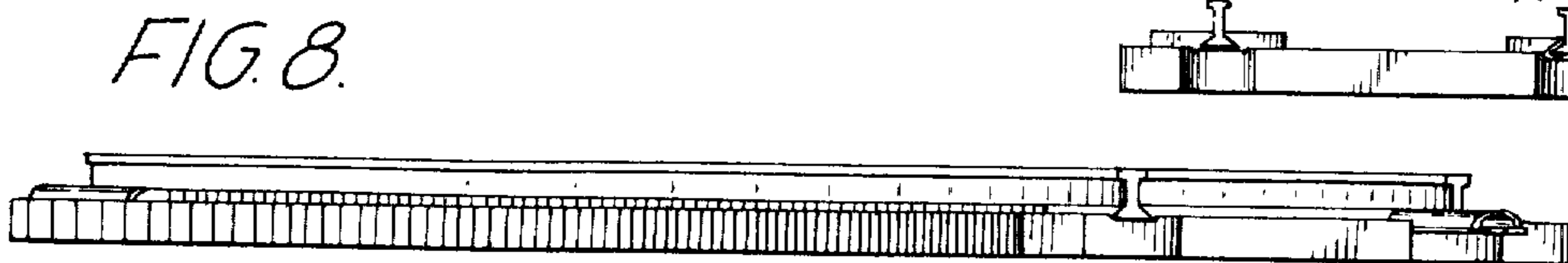


FIG. 8

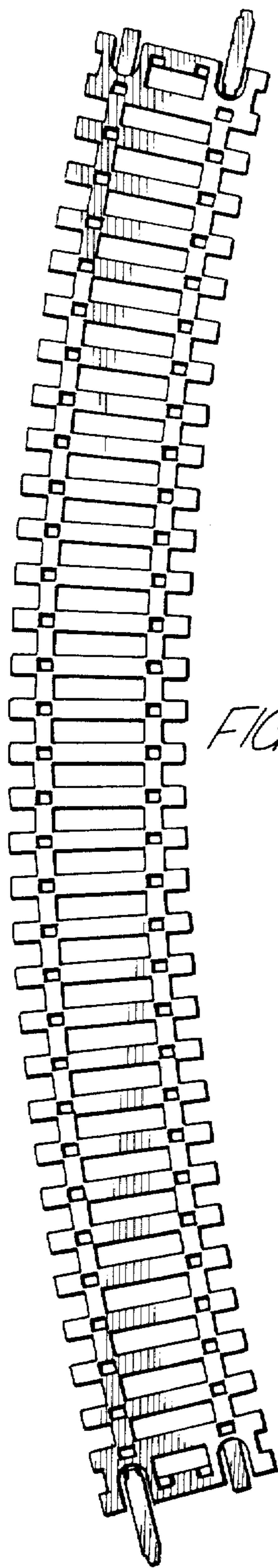
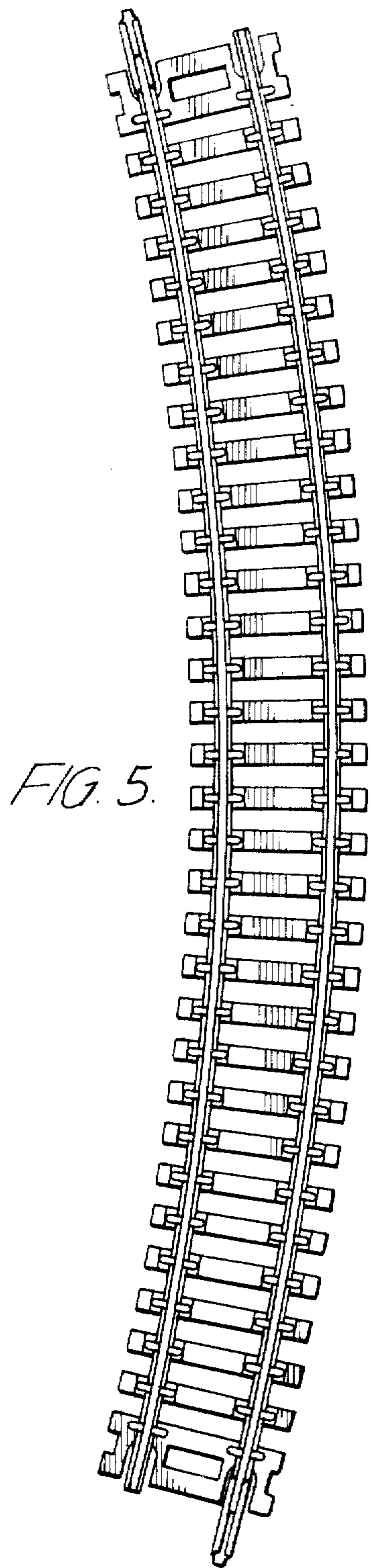


FIG. 7.

