

[54] ADJUSTABLE ELECTRICAL CORD CLAMP

654,668 7/1900 Pergande 24/17 A
2,351,379 6/1944 Wehringer D8/356

[76] Inventors: James M. Elliot, 3163 Coolidge Ave., Oakland, Calif. 94602; Eric A. Rickel; Terri F. Rickel, both of 18018 Lazy Dog Rd., Nevada City, Calif. 95959

FOREIGN PATENT DOCUMENTS

625705 7/1949 United Kingdom 24/339

Primary Examiner—B. J. Bullock
Attorney, Agent, or Firm—Harris Zimmerman

[**] Term: 14 Years

[57] CLAIM

[21] Appl. No.: 133,357

The ornamental design for an adjustable electrical cord clamp, substantially as shown.

[22] Filed: Mar. 24, 1980

DESCRIPTION

[51] Int. Cl. D8—08

FIG. 1 is a perspective view of an adjustable electrical cord clamp showing our new design;

[52] U.S. Cl. D8/355; D8/356; D8/395; D8/396

FIG. 2 is a top plan view;

[58] Field of Search D8/354, 355, 356, 394, D8/395, 396; 24/115 R, 129 R, 129 B, 129 D, 17 A, 339, 335, 336

FIG. 3 is a side elevational view taken from the right of FIG. 1;

FIG. 4 is a side elevational view taken from the left of FIG. 1;

[56] References Cited

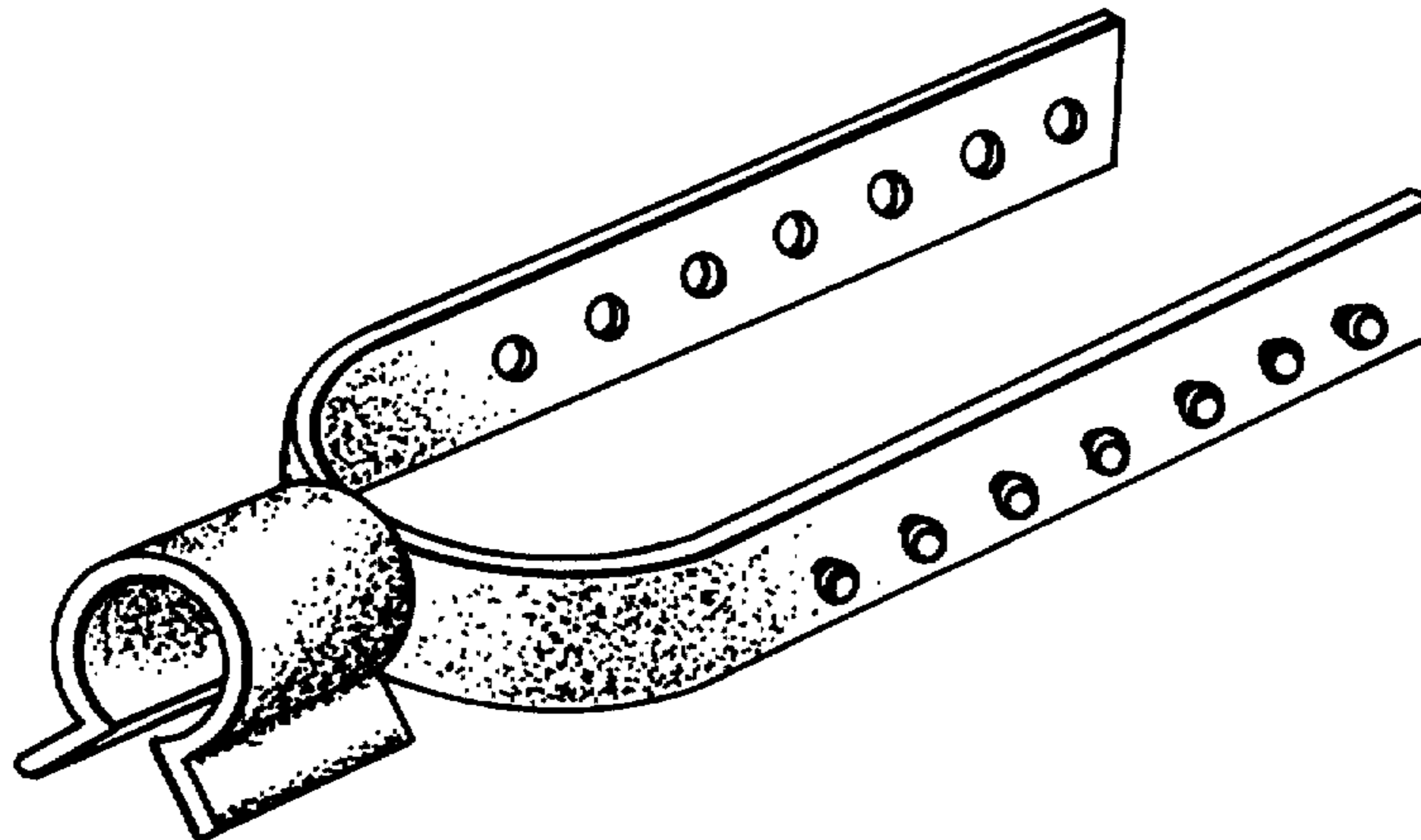
U.S. PATENT DOCUMENTS

D. 242,598 12/1976 Kunstlicher D8/356
D. 244,907 7/1977 Link D8/395

FIG. 5 is an end elevational view taken from the left of FIG. 3;

FIG. 6 is an end elevational view taken from the right of FIG. 3; and

FIG. 7 is a bottom plan view.



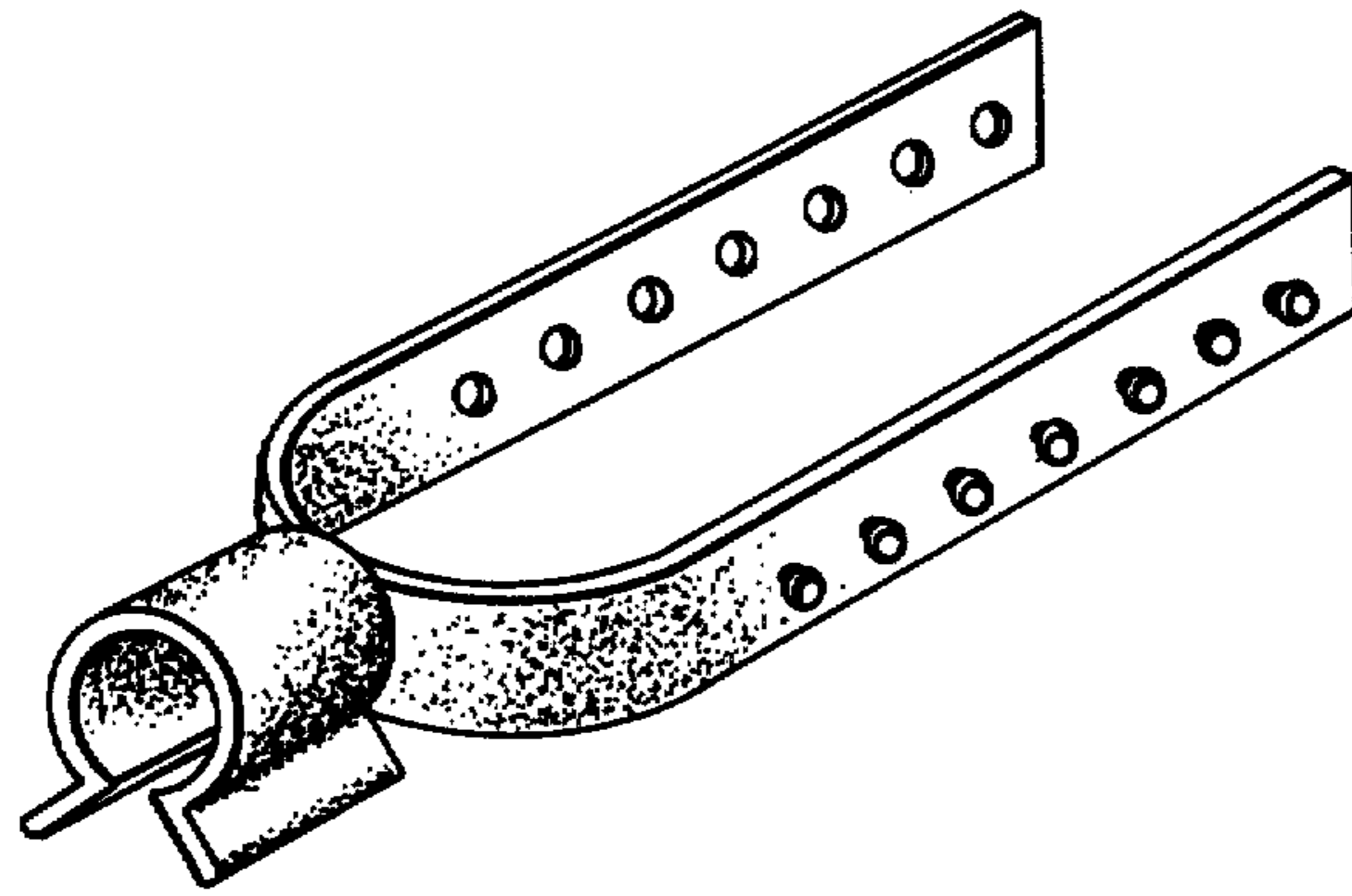


FIG _ 1



FIG _ 5




FIG _ 6




FIG _ 2

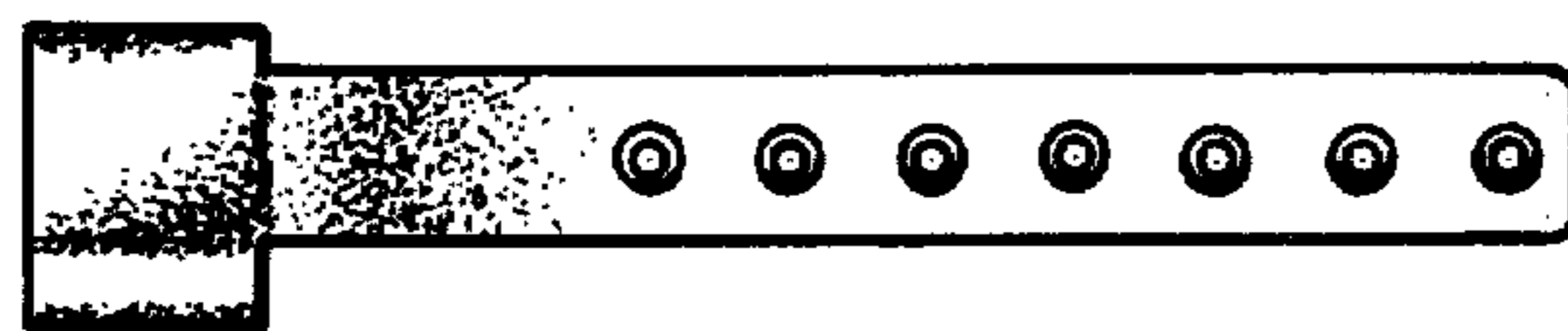


FIG _ 3

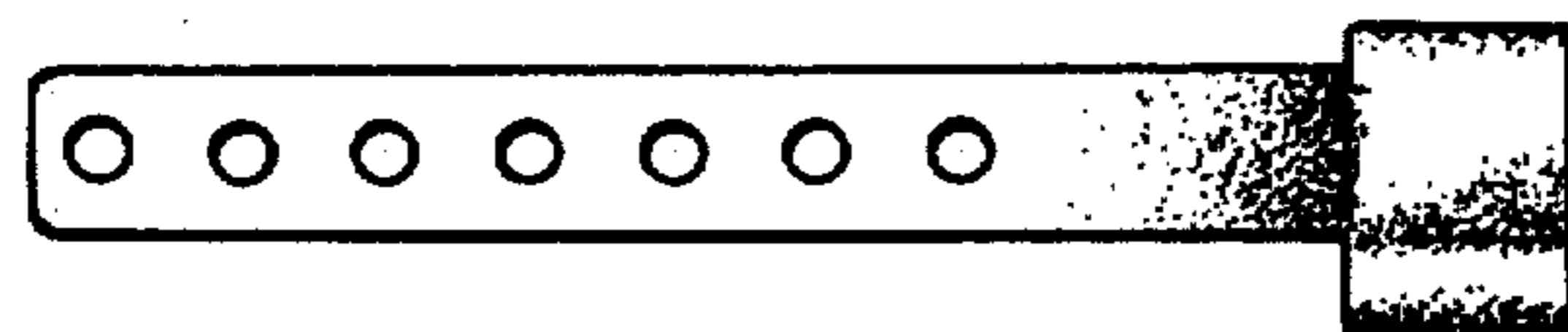


FIG _ 4




FIG _ 7