

[54] **TIRE IMPLEMENT OR THE LIKE**

[76] Inventor: **Luther E. Edwards**, 105 Oglesby Rd.,  
Morehead City, N.C. 28557

[\*\*] Term: **14 Years**

[21] Appl. No.: **124,604**

[22] Filed: **Feb. 25, 1980**

[51] Int. Cl. .... **D8-05**

[52] U.S. Cl. .... **D8/31; D8/89**

[58] Field of Search ..... **D8/31, 89; 157/1.3**

2,188,211 1/1940 Tilson ..... 157/1.3  
 2,364,704 3/1944 Krantz ..... 157/1.3 X  
 3,389,453 6/1968 Tarter et al. .... D8/31 X

*Primary Examiner*—A. Hugo Word  
*Attorney, Agent, or Firm*—Mills and Coats

[57] **CLAIM**

The ornamental design for a tire implement or the like, as shown.

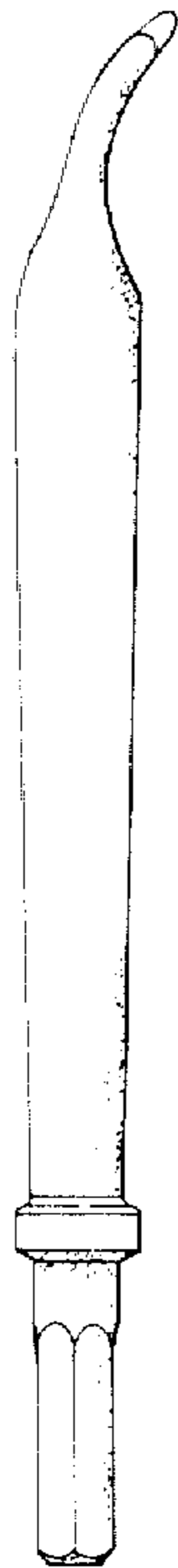
**DESCRIPTION**

FIG. 1 is a side elevational view of the tire implement or the like showing my new design, the opposite side being substantially a mirror image of that shown;  
 FIG. 2 is a bottom plan view thereof;  
 FIG. 3 is an end elevational view thereof;  
 FIG. 4 is an opposite end elevational view thereof; and  
 FIG. 5 is a top plan view thereof.

[56] **References Cited**

**U.S. PATENT DOCUMENTS**

D. 31,941 12/1899 Root ..... D8/88  
 D. 134,799 1/1943 Taylor ..... D8/31  
 D. 230,128 1/1974 Fisher et al. .... D8/88






FIG. 1

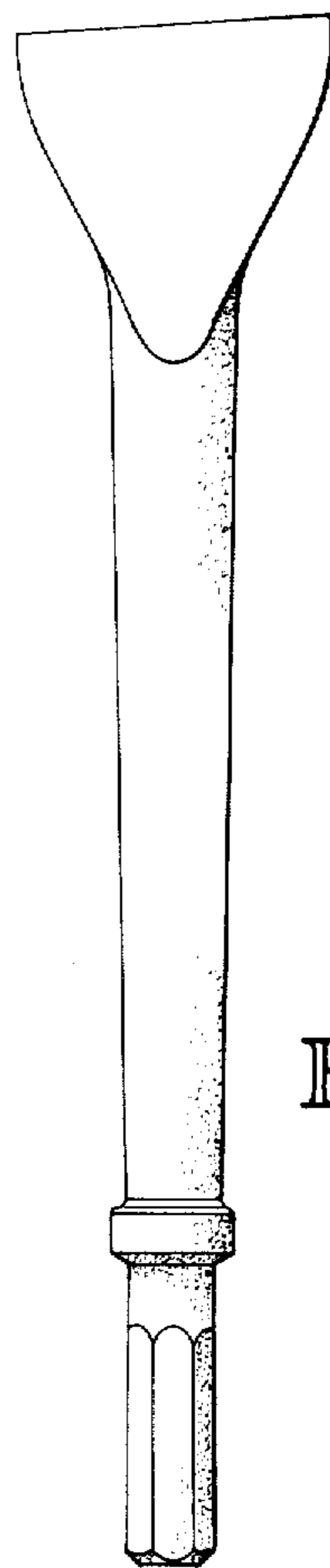


FIG. 2

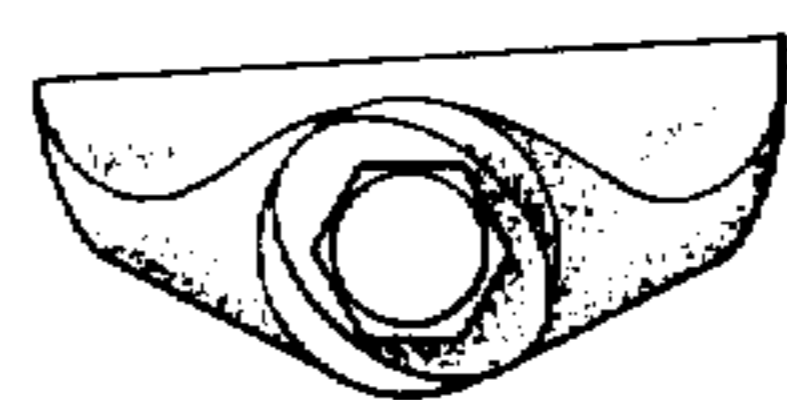


FIG. 3



FIG. 4




FIG. 5