

[54] **CANDY DIPPING TOOL**

[75] **Inventor:** Ervan E. Guttman, Cincinnati, Ohio

[73] **Assignee:** The Ervan Guttman Company,
Cincinnati, Ohio

[**] **Term:** 14 Years

[21] **Appl. No.:** 152,506

[22] **Filed:** May 22, 1980

[51] **Int. Cl.** D7—04

[52] **U.S. Cl.** D7/103; D7/42;
D7/99

[58] **Field of Search** D7/102, 42, 99, 103,
D7/104, 41, 138, 140; 30/322, 324; 294/55.5,
26, 19 A

[56] **References Cited**

U.S. PATENT DOCUMENTS

27,802	4/1860	Hills	30/322 X
D. 144,599	4/1946	Tupper	D7/42 X
D. 208,569	9/1967	Novak	D7/106
280,778	7/1883	Andreae	D7/102 X
416,736	12/1889	McPherson	30/322 X

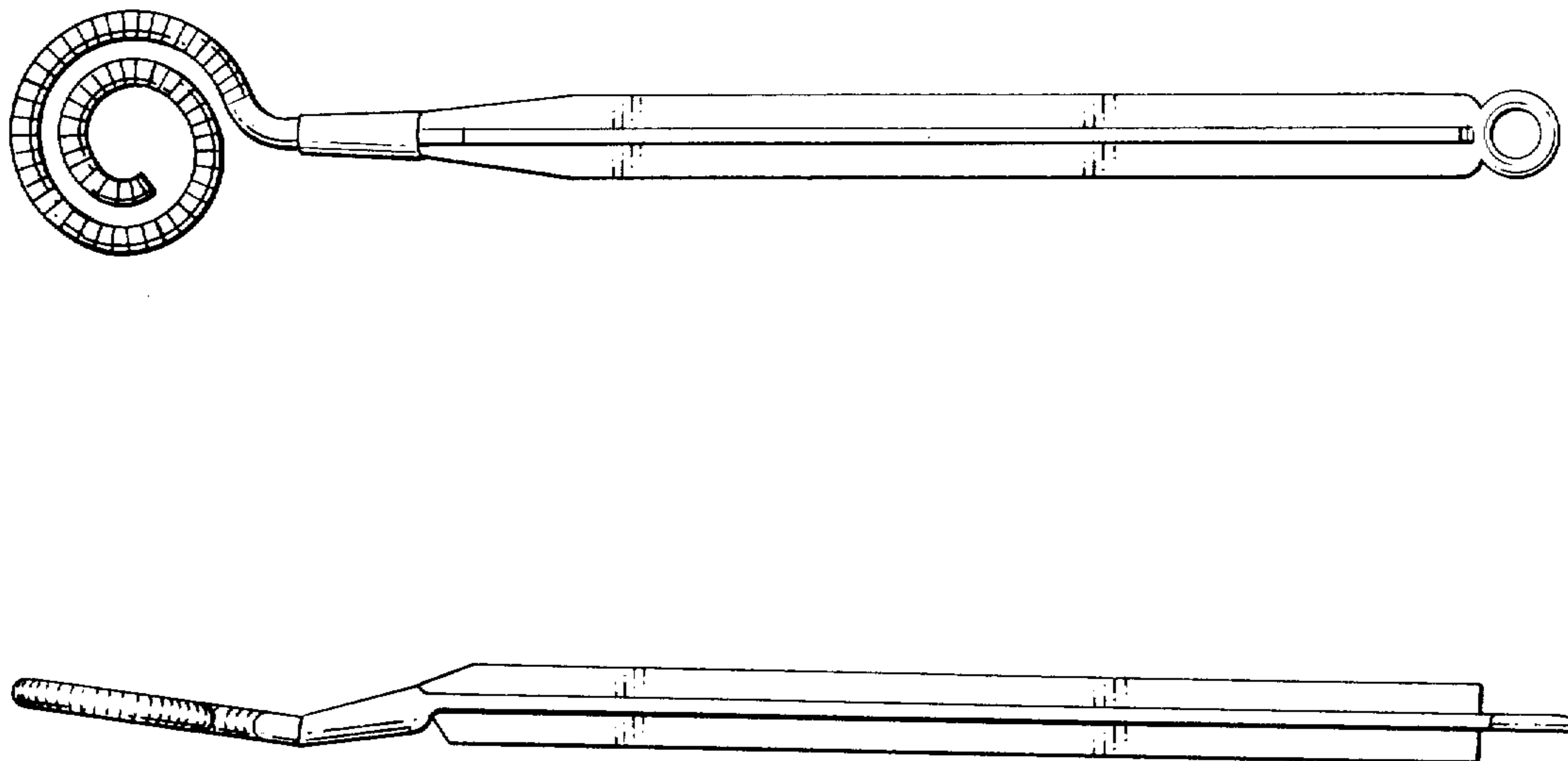
Primary Examiner—Winifred E. Herrmann
Attorney, Agent, or Firm—Kinney & Schenk

[57] **CLAIM**

The ornamental design for a candy dipping tool, substantially as shown and described.

DESCRIPTION

FIG. 1 is a top plan view of a candy dipping tool showing my new design, the bottom plan view being substantially a mirror image;
FIG. 2 is a side elevational view thereof, the side opposite being a mirror image; and
FIG. 3 is an end elevational view as seen from the left of FIG. 2.



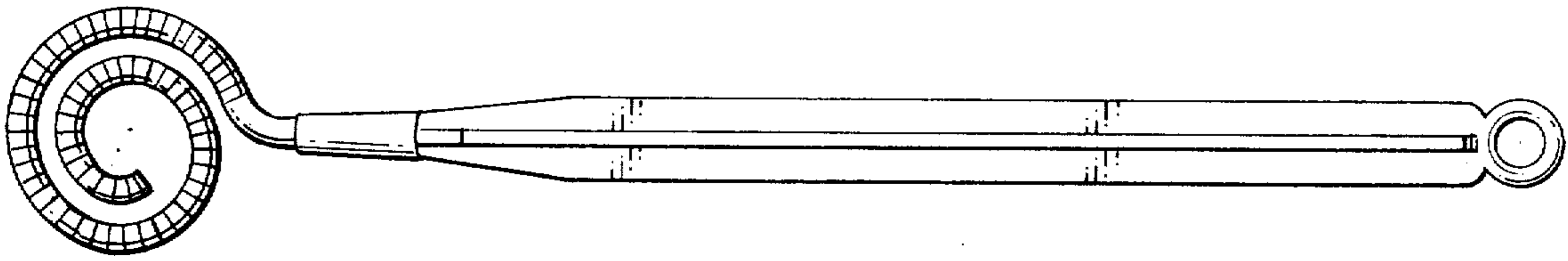


FIG. 1




FIG. 2

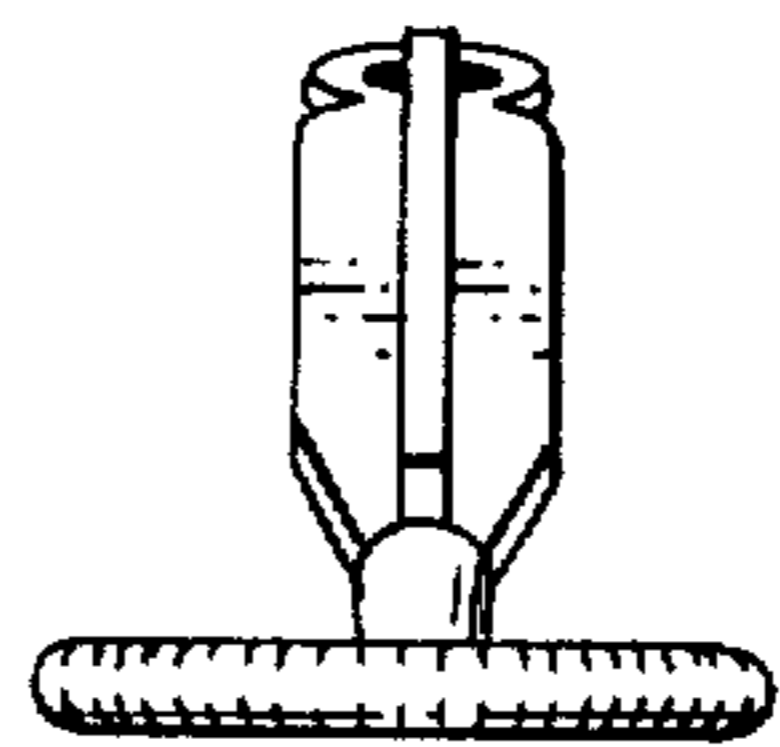


FIG. 3