

[54] **THREAD SNIPS**

[75] Inventor: **Clair H. Gingher, Jr.**, Greensboro, N.C.

[73] Assignee: **Gingher, Inc.**, Greensboro, N.C.

[**] Term: **14 Years**

[21] Appl. No.: **104,295**

[22] Filed: **Dec. 17, 1979**

[51] Int. Cl. **D08—03**

[52] U.S. Cl. **D3/18; D8/5; D8/52**

[58] Field of Search **D8/51, 52, 55, 57, 4, D8/5, 49; 30/253, 254, 255, 261, 341, 233; D3/18**

[56]

References Cited

U.S. PATENT DOCUMENTS

415,216 11/1889 McDonough 30/253
859,467 7/1907 Stoddard 30/253
3,054,182 9/1962 Whitton, Jr. 30/233

FOREIGN PATENT DOCUMENTS

2131521 12/1972 Fed. Rep. of Germany 30/254

Primary Examiner—Joel Stearman
Assistant Examiner—Carmen H. Vales

[57]

CLAIM

The ornamental design for thread snips, as shown and described.

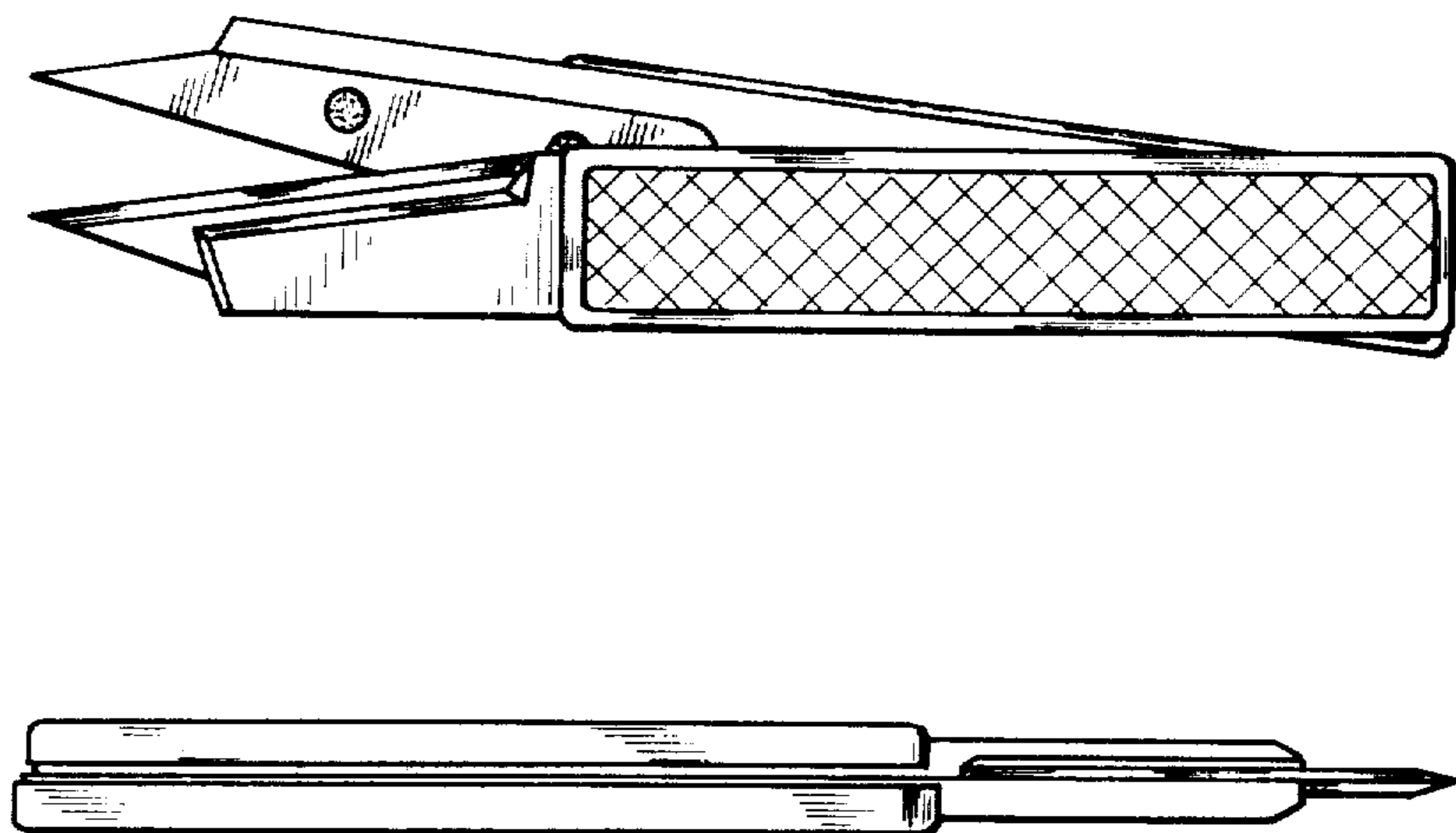
DESCRIPTION

FIG. 1 is a front elevational view of thread snips showing my new design;

FIG. 2 is a rear elevational view thereof;

FIG. 3 is a top plan view of FIG. 2; and

FIG. 4 is a left end view of FIG. 2.



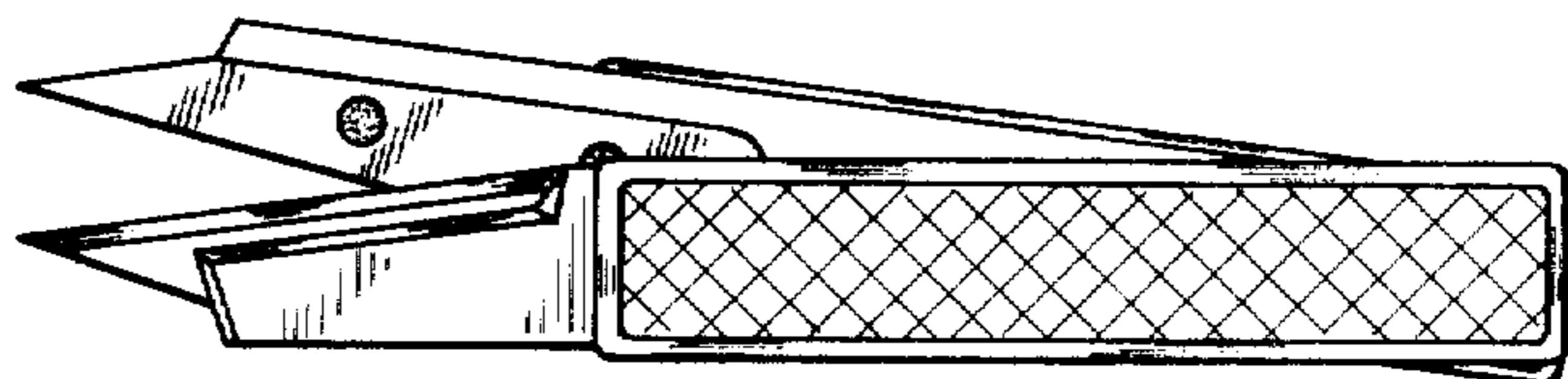


FIG. 1

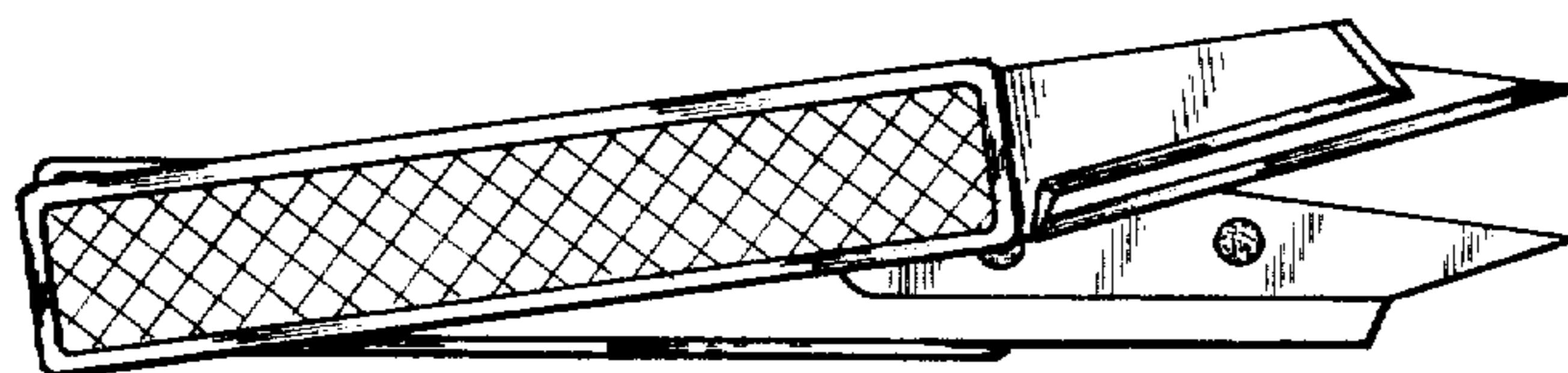


FIG. 2




FIG. 3



FIG. 4