

- [54] **DESK TOP ELECTRONIC CALCULATOR**
- [75] Inventors: **Masaaki Sakai**, Tokyo; **Junichi Motoyoshi**, Funabashi, both of Japan
- [73] Assignee: **Canon Kabushiki Kaisha**, Tokyo, Japan
- [**] Term: **14 Years**
- [21] Appl. No.: **125,688**
- [22] Filed: **Feb. 28, 1980**
- [30] **Foreign Application Priority Data**
Aug. 31, 1979 [JP] Japan 36544/1979
- [51] **Int. Cl.** **D18—01**
- [52] **U.S. Cl.** **D18/7**
- [58] **Field of Search** **D18/2, 6-8, D18/11, 12; D10/46.1, 2; D14/45; 364/706-710; 200/5 A**

- [56] **References Cited**
- U.S. PATENT DOCUMENTS**
- D. 232,836 9/1974 Kitai D18/7
- D. 248,995 8/1978 Hazama et al. D18/7

D. 251,271 3/1979 Kobayashi D18/7

OTHER PUBLICATIONS

Office Products, 2/1975, p. 66, Calculator at top left.

Primary Examiner—Louis S. Zarfes

Attorney, Agent, or Firm—Fitzpatrick, Cella, Harper & Scinto

[57] **CLAIM**

The ornamental design for a desk top electronic calculator, as shown and described.

DESCRIPTION

FIG. 1 is a top plan view of a desk top electronic calculator showing our new design;

FIG. 2 is a rear elevational view thereof;

FIG. 3 is a front elevational view thereof;

FIG. 4 is a bottom plan view thereof;

FIG. 5 is a side elevational view as seen from the left of FIG. 1;

FIG. 6 is a side elevational view as seen from the right of FIG. 1;

FIG. 7 is a perspective view of the calculator; and

FIG. 8 is a perspective view thereof in actual use.

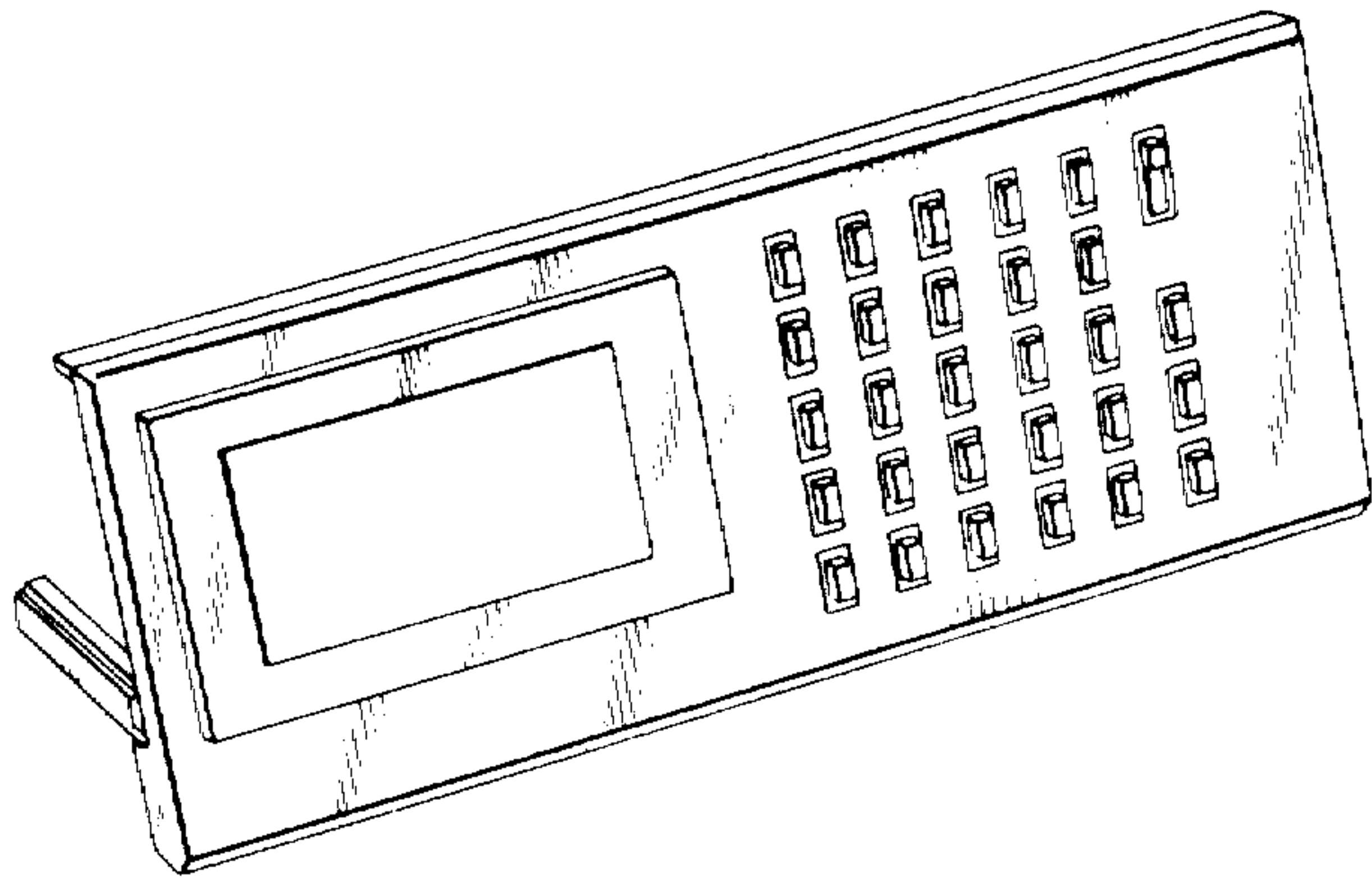


FIG. 1



FIG. 2



FIG. 5

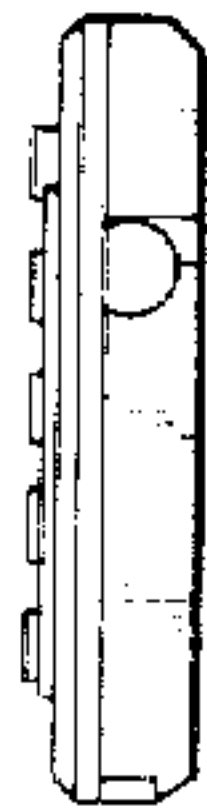


FIG. 3




FIG. 4




FIG. 6



FIG. 7

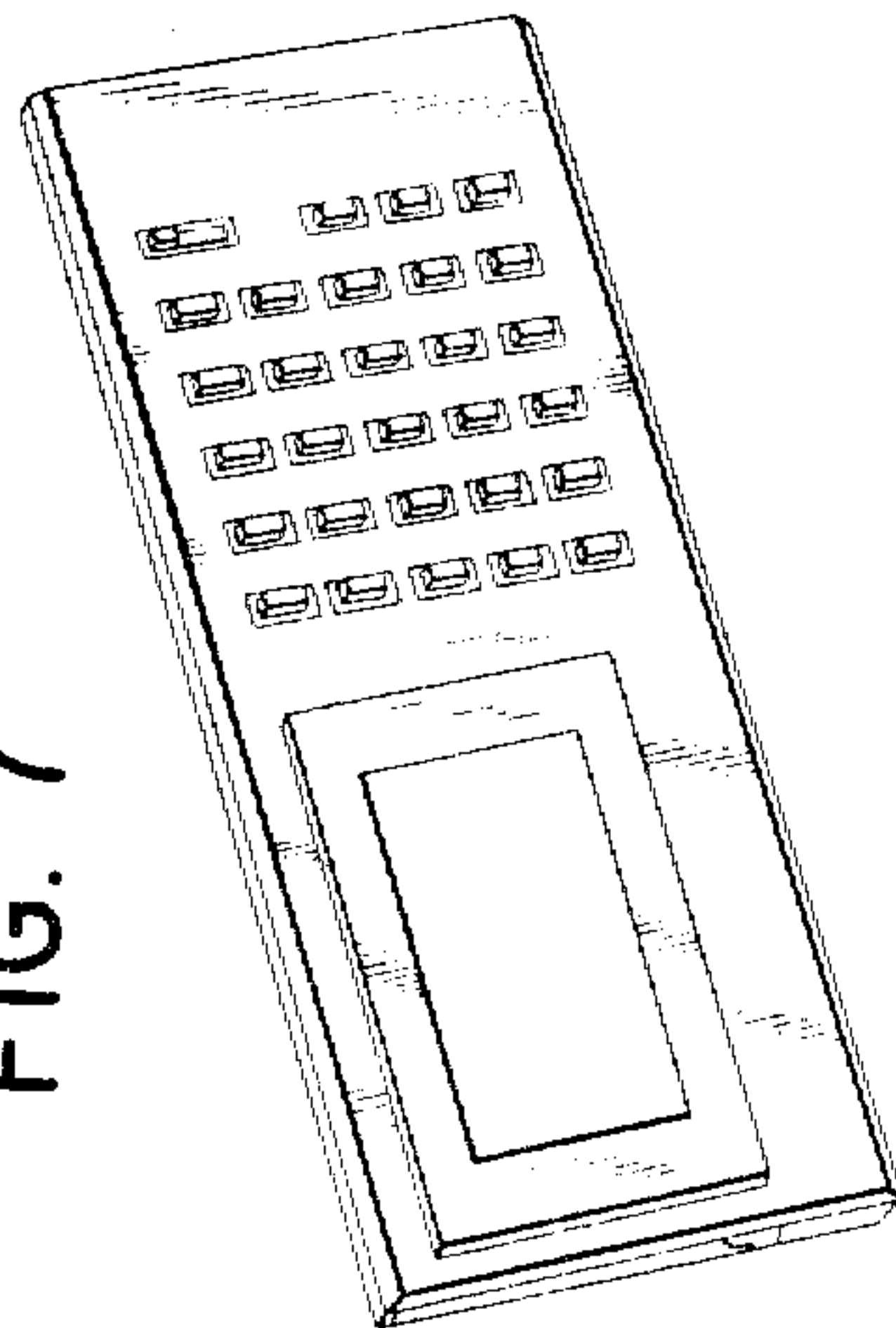


FIG. 8

