

[54] PHOTOGRAPHIC PRINTER

[75] Inventors: Norbert Schlagheck; Herbert Schultes, both of Fuerstenfeldbruck; Lutz Rabold, Hanau, all of Fed. Rep. of Germany

[73] Assignee: AGFA-Gevaert AG, Leverkusen, Fed. Rep. of Germany

[\*\*] Term: 14 Years

[21] Appl. No.: 90,327

[22] Filed: Nov. 1, 1979

[30] Foreign Application Priority Data  
May 2, 1979 [DE] Fed. Rep. of Germany .... G 161/79

[51] Int. Cl. .... D16-04  
[52] U.S. Cl. .... D16/34  
[58] Field of Search ..... D16/33, 34, 27, 28, D16/29, 30; 355/5, 18, 19, 44, 45, 54, 78, 35, 38

[56] References Cited  
U.S. PATENT DOCUMENTS  
D. 190,603 6/1961 Zagara ..... D16/31  
D. 200,823 4/1965 Wells ..... D16/28  
D. 202,306 9/1965 Vigna ..... D16/34  
D. 223,055 3/1972 Vigna ..... D16/34  
D. 226,332 2/1973 Robbins ..... D16/28  
D. 233,700 11/1974 McClare .  
D. 249,529 9/1978 Gilligan ..... D16/34  
3,136,237 6/1964 Moon ..... D16/33 X  
3,547,531 12/1970 Wells ..... 355/45 X


Primary Examiner—Nelson C. Holtje  
Attorney, Agent, or Firm—Michael J. Striker


[57] CLAIM

The ornamental design for a photographic printer, substantially as shown and described.

DESCRIPTION

FIG. 1 is a left front perspective view of a photographic printer, showing our new design;  
FIG. 2 is a front elevational view thereof;  
FIG. 3 is a rear elevational view thereof;  
FIG. 4 is a top plan view thereof;  
FIG. 5 is a bottom plan view thereof;  
FIG. 6 is a right side elevational view thereof;  
FIG. 7 is a left side elevational view thereof.





*Fig. 1*

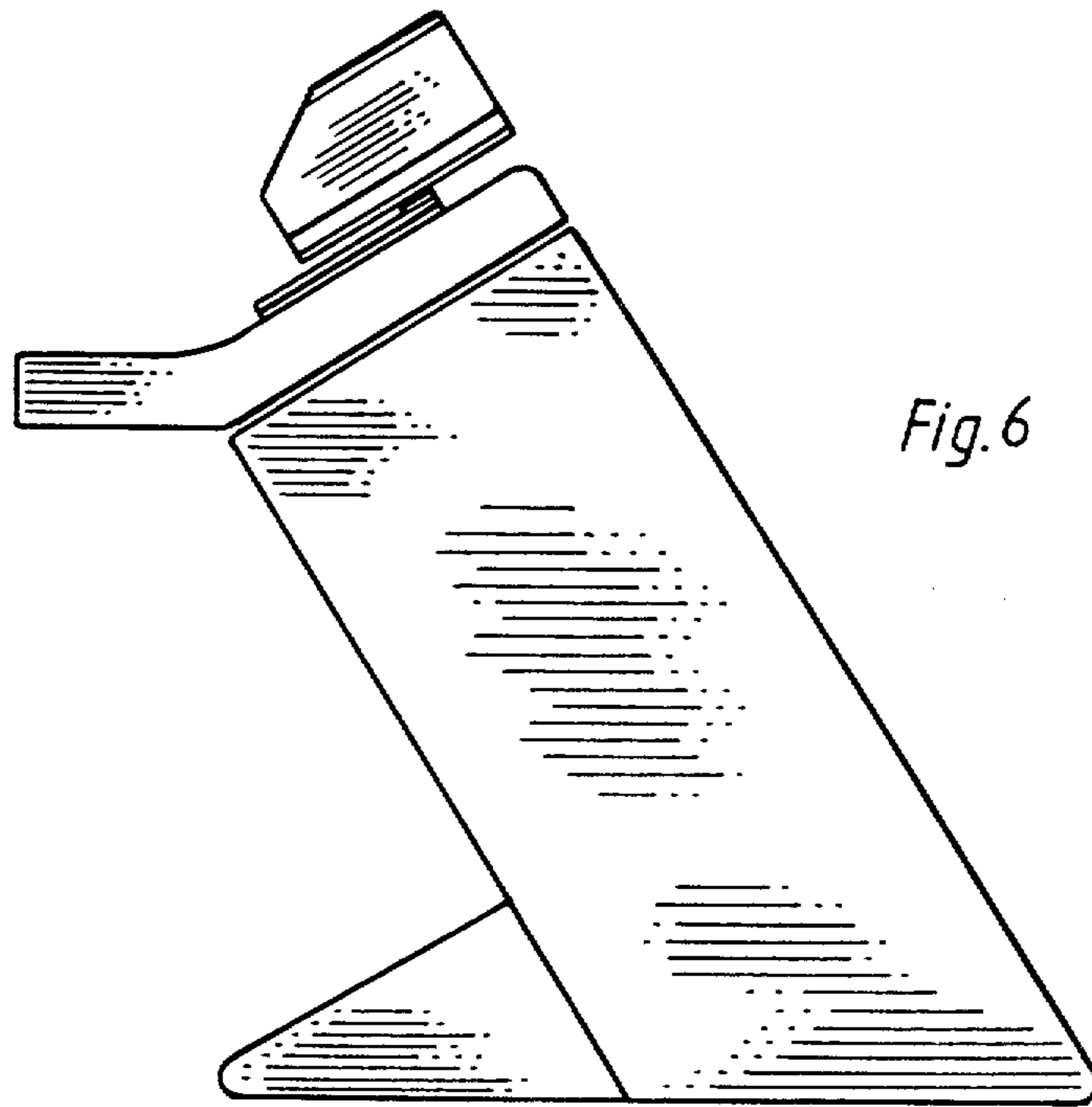


Fig. 6

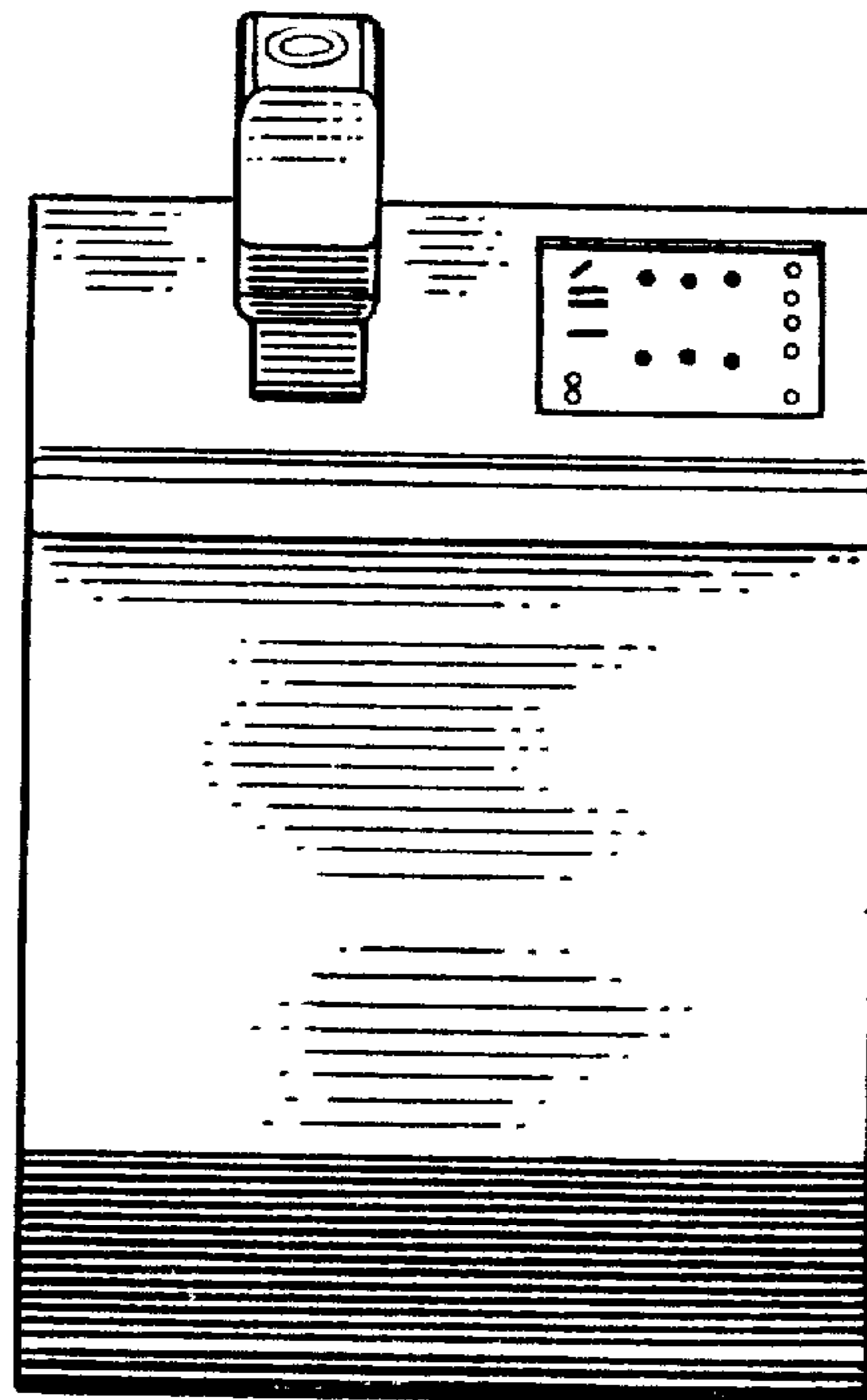
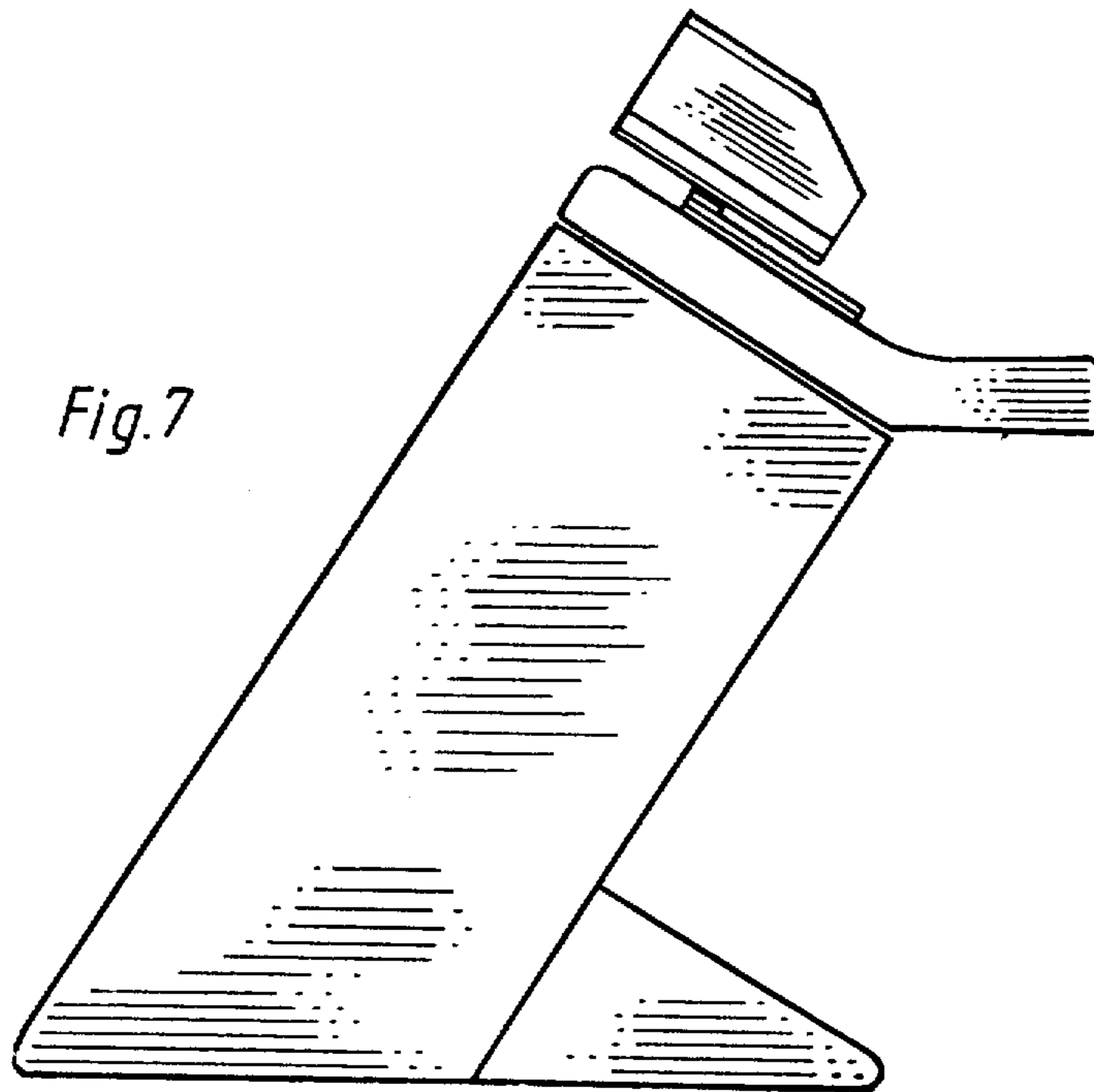



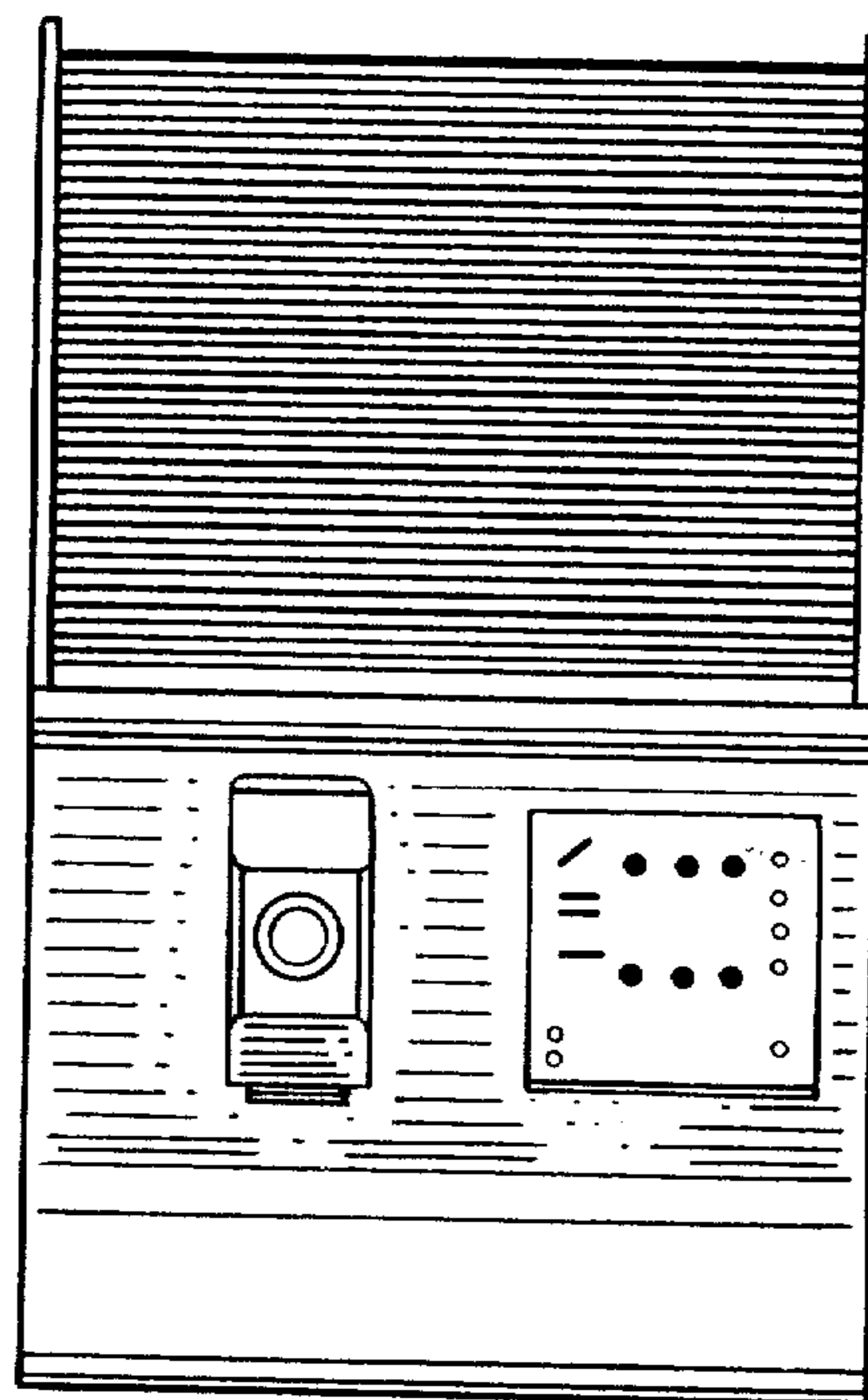
Fig. 2




*Fig. 7*



*Fig. 3*



*Fig. 4*



*Fig. 5*