

[54] COMBINED PACKAGE DISPLAY AND DISPENSING RACK

[75] Inventor: **Wolff Heinrichsdorff, Hösel, Fed. Rep. of Germany**

[73] Assignee: **Life Savers, Inc., New York, N.Y.**

[**] Term: **14 Years**

[21] Appl. No.: **91,670**

[22] Filed: **Nov. 5, 1979**

[51] Int. Cl. **D06—04**

[52] U.S. Cl. **D6/181; D6/85; D6/130**

[58] Field of Search **D6/1, 85, 85.1, 86, D6/89, 90, 114, 116, 125, 130, 132, 181, 189; 211/49 R, 49 D, 88, 126; 206/44 R, 44.11, 44.12, 45.19; D19/78**

[56] **References Cited**

U.S. PATENT DOCUMENTS

- D. 85,566 11/1931 Young D6/85.1
- D. 163,685 6/1951 Foster D19/78
- D. 191,537 10/1961 Gavrin D6/189

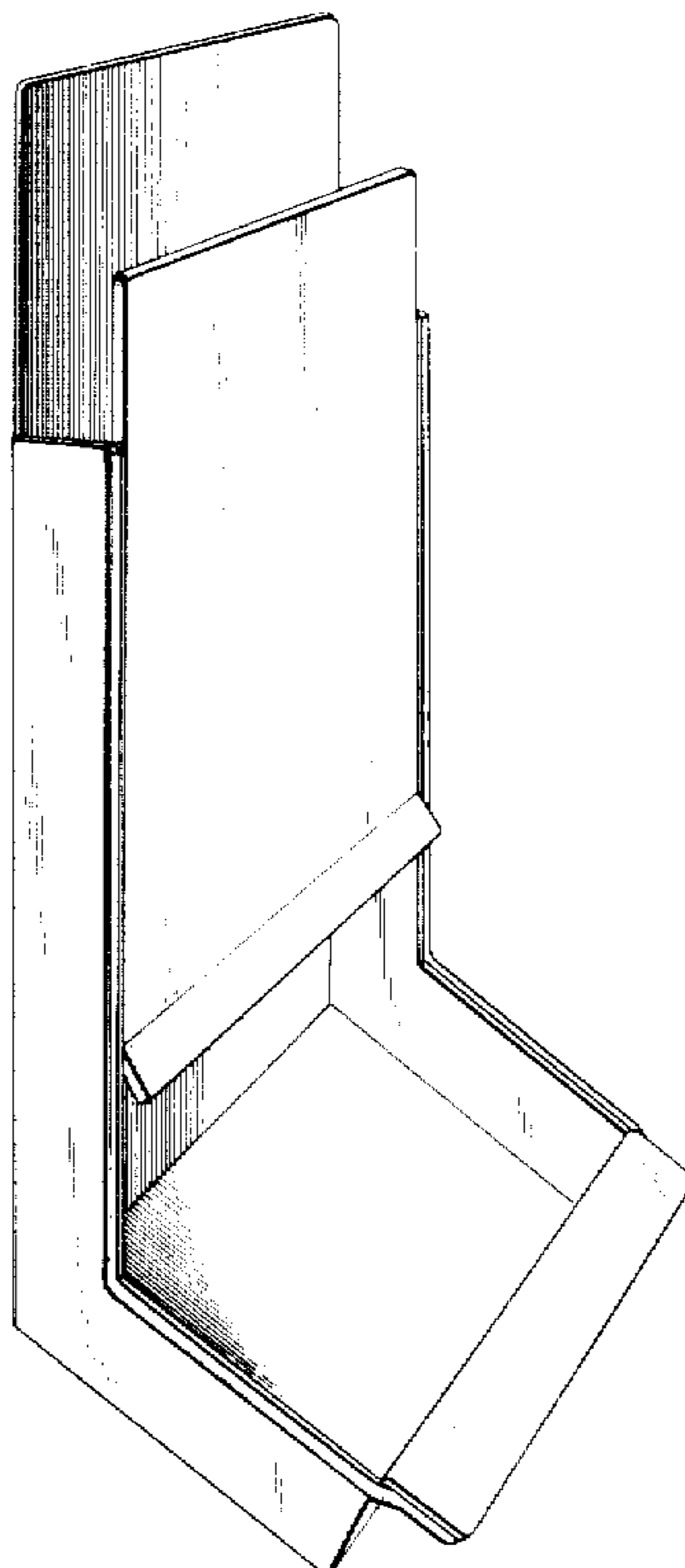
Primary Examiner—Joel Stearman
Assistant Examiner—Carmen H. Vales
Attorney, Agent, or Firm—Lawrence S. Levinson;
 Burton Rodney

[57] **CLAIM**

The ornamental design for a combined package display and dispensing rack, as shown and described.

DESCRIPTION

FIG. 1 is a perspective view of a combined package display and dispensing rack showing my new design; FIG. 2 is a top plan view; FIG. 3 is a front elevational view; and FIG. 4 is a side elevational view thereof, the opposite side being a mirror image thereof. The bottom and rear are substantially plain and unornamental.



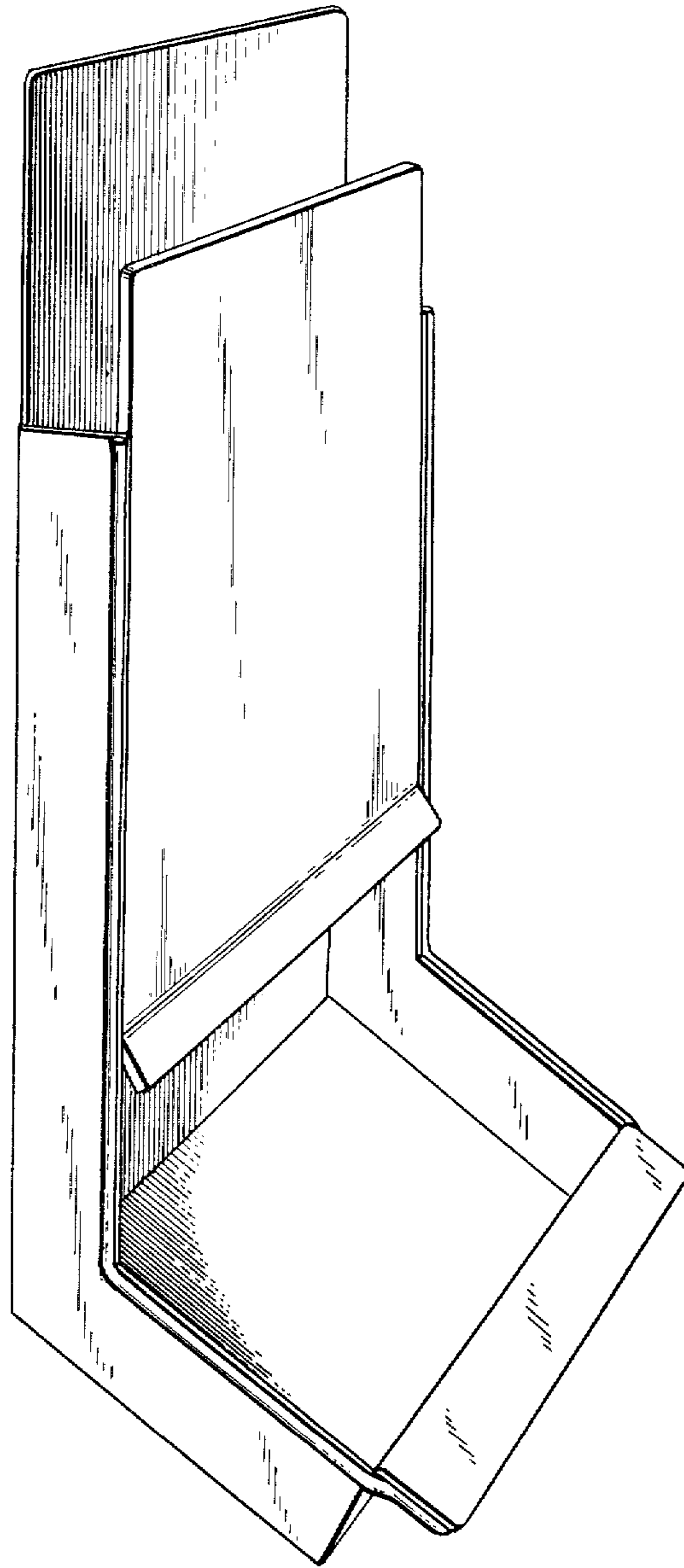


FIG. 1




FIG. 2




FIG. 3

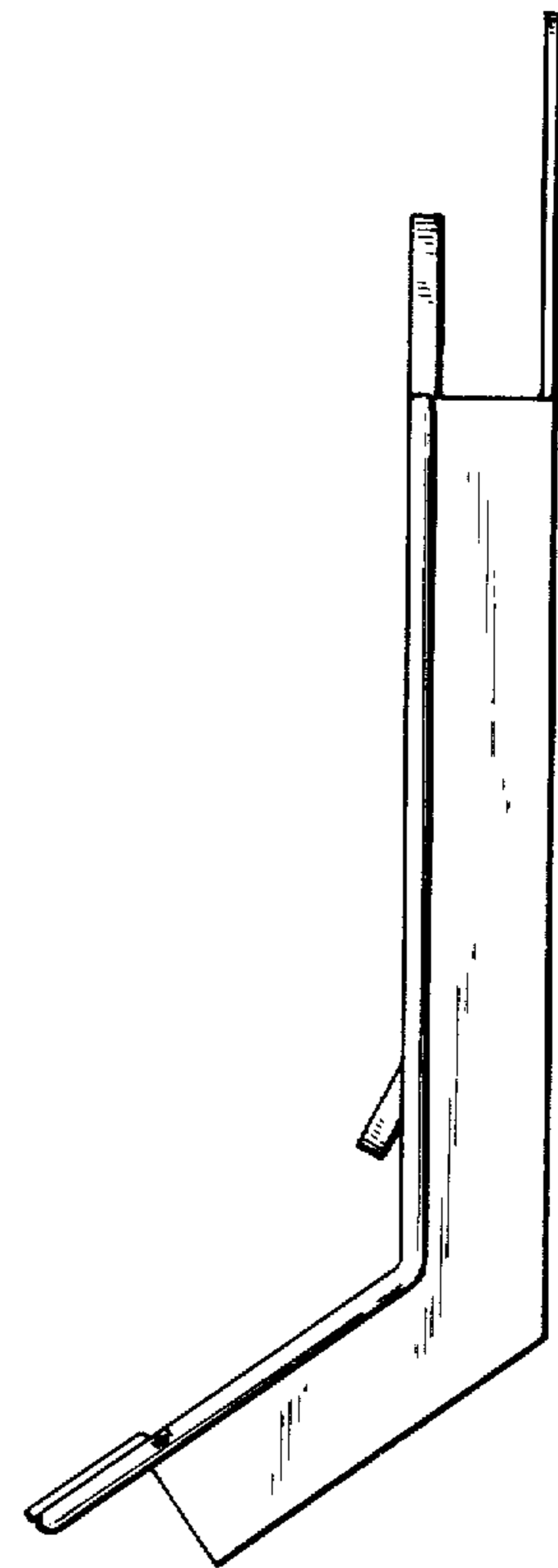


FIG. 4