

[54] **COMBINED PACKAGE DISPLAY AND DISPENSING RACK**

[75] Inventor: **Wolff Heinrichsdorff, Hösel, Fed. Rep. of Germany**
[73] Assignee: **Life Savers, Inc., New York, N.Y.**
[**] Term: **14 Years**
[21] Appl. No.: **91,667**
[22] Filed: **Nov. 5, 1979**

[51] Int. Cl. **D06—04**
[52] U.S. Cl. **D6/181; D6/85; D6/130; D6/189**
[58] Field of Search **D6/1, 85, 85.1, 86, D6/89, 90, 114, 116, 125, 130, 132, 181, 189; 211/49 R, 49 D, 88, 126; 206/44 R, 44.11, 44.12, 45.19; D19/78**

[56] **References Cited**
U.S. PATENT DOCUMENTS
D. 191,537 10/1961 Gavrin D6/189

1,757,076 5/1930 Eckerly 211/49 D
2,119,700 6/1938 Burgess 211/49 D
3,776,419 12/1973 Zinkgraf et al. 206/44.12 X

FOREIGN PATENT DOCUMENTS

545390 3/1956 Belgium 211/49 D


Primary Examiner—Joel Stearman
Assistant Examiner—Carmen H. Vales
Attorney, Agent, or Firm—Lawrence S. Levinson;
Burton Rodney

[57] **CLAIM**

The ornamental design for a combined package display and dispensing rack, as shown and described.

DESCRIPTION

FIG. 1 is a perspective view of a combined package display and dispensing rack showing my new design; FIG. 2 is a top plan view; FIG. 3 is a front elevational view; and FIG. 4 is a side elevational view thereof, the opposite side being a mirror image thereof. The bottom and rear are substantially plain and unornamental.



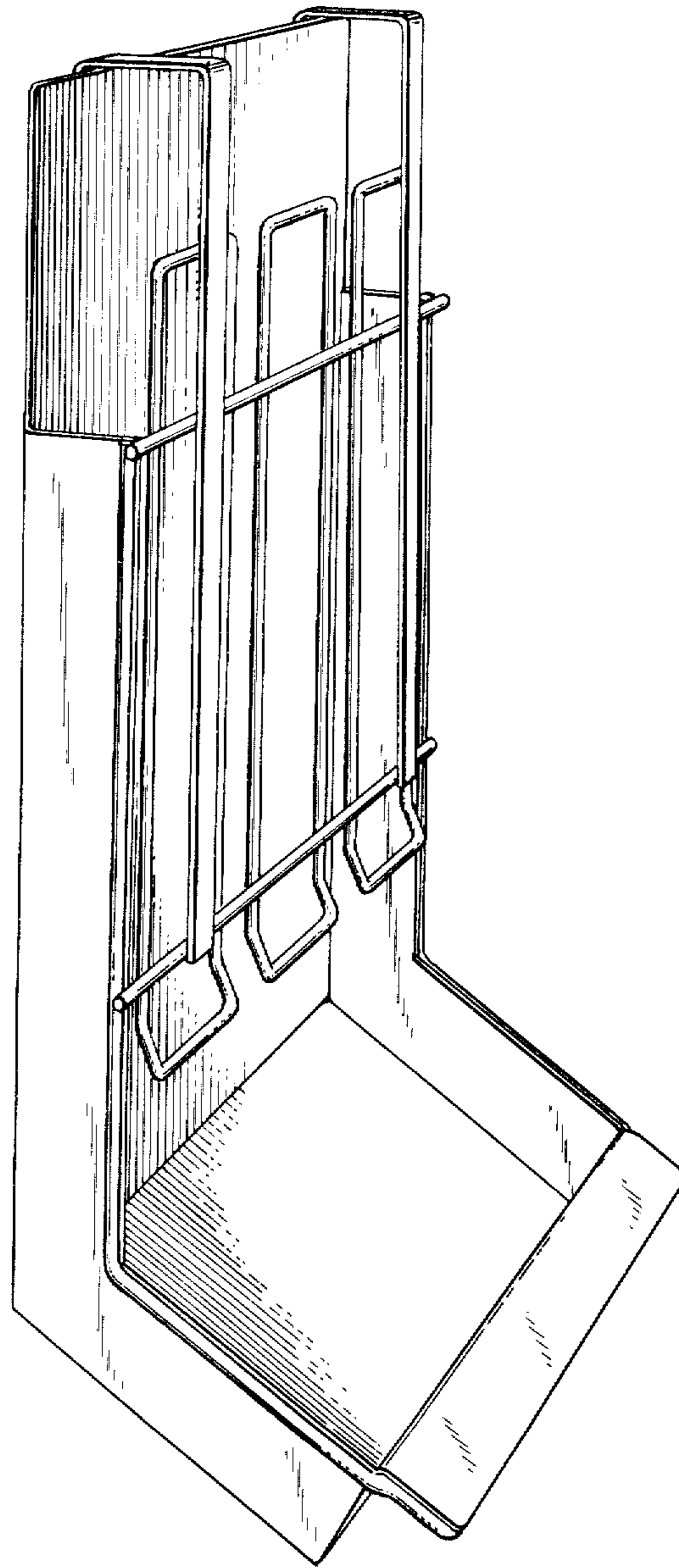


FIG. 1

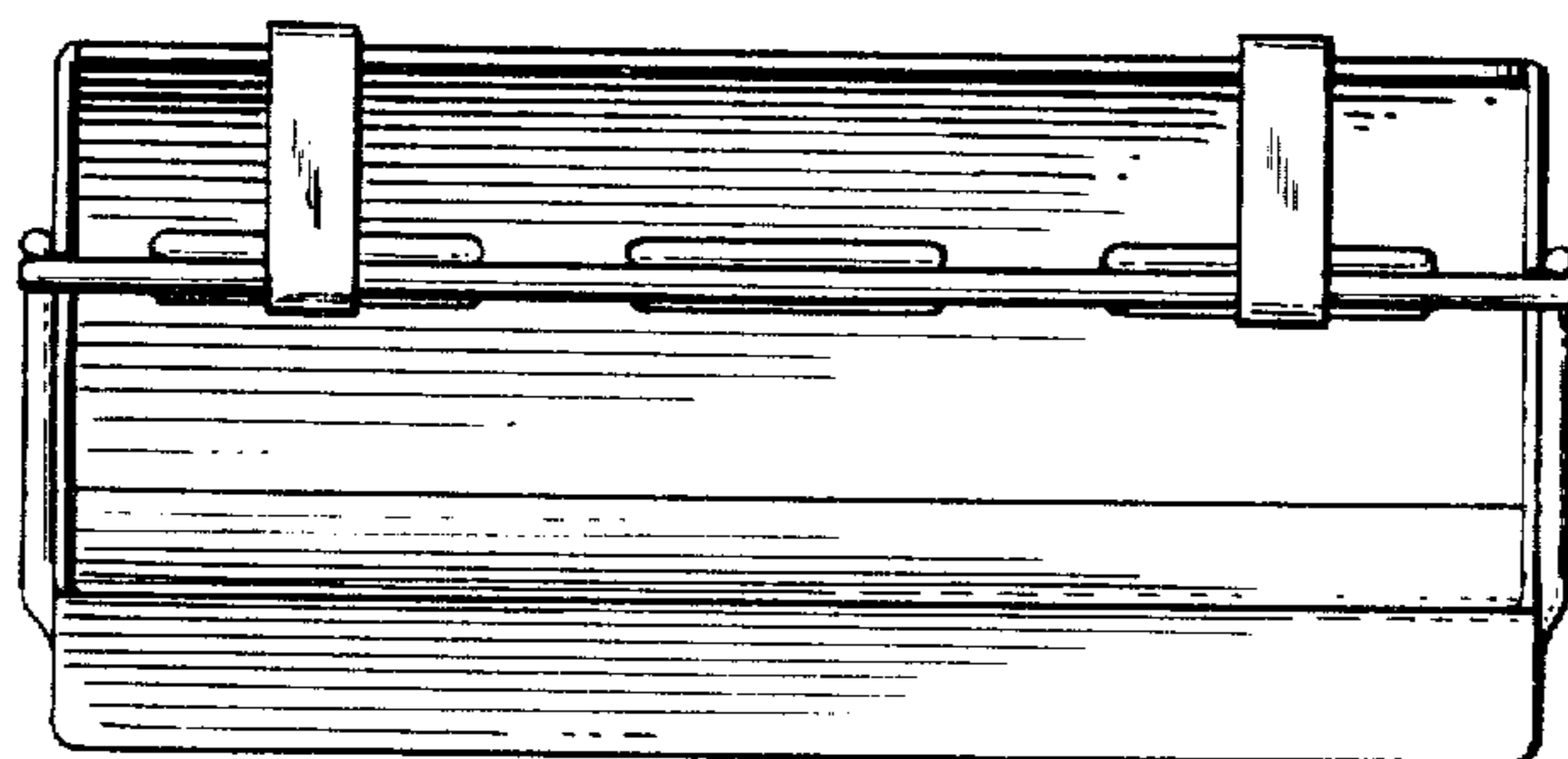


FIG. 2

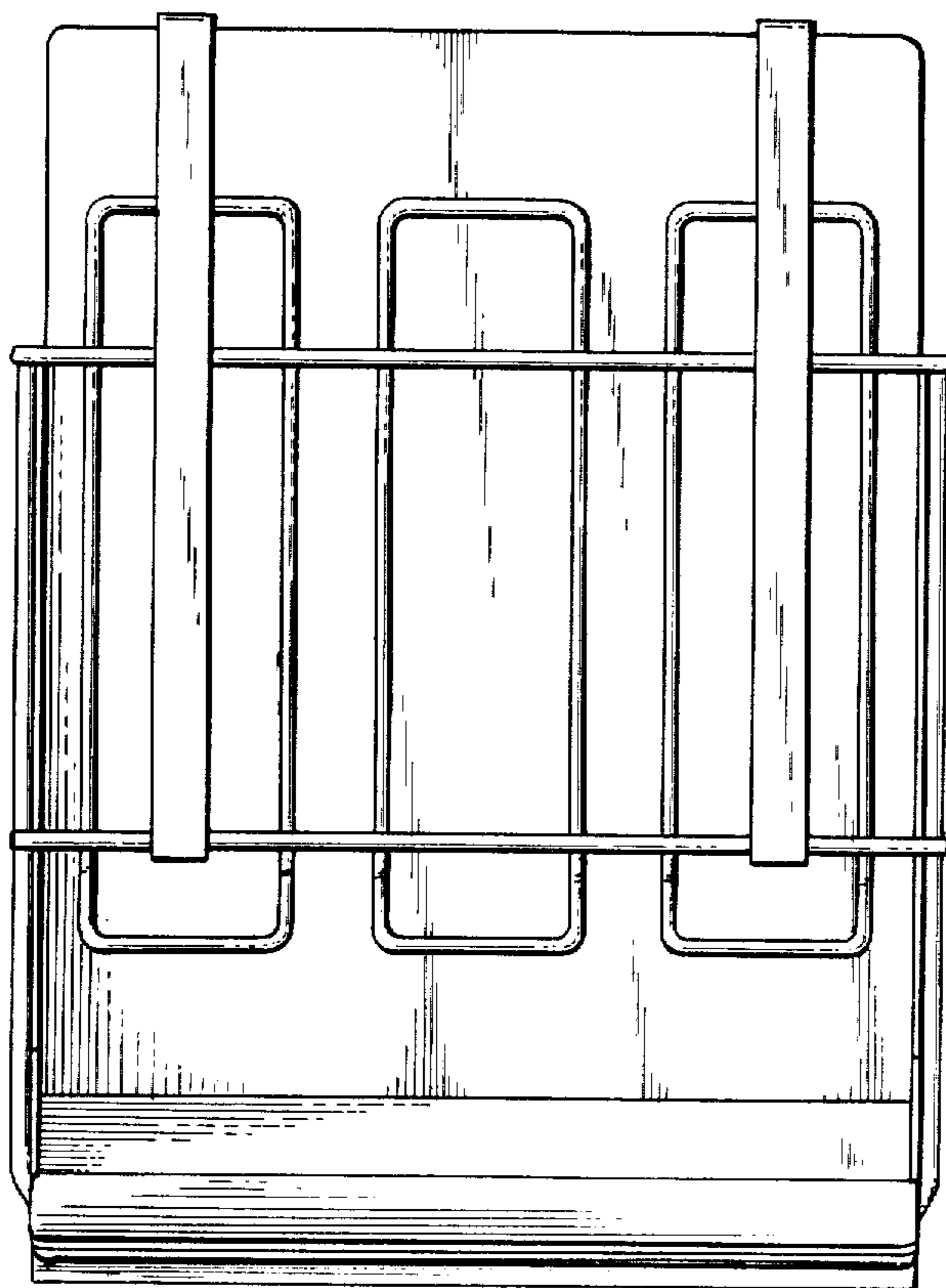


FIG. 3

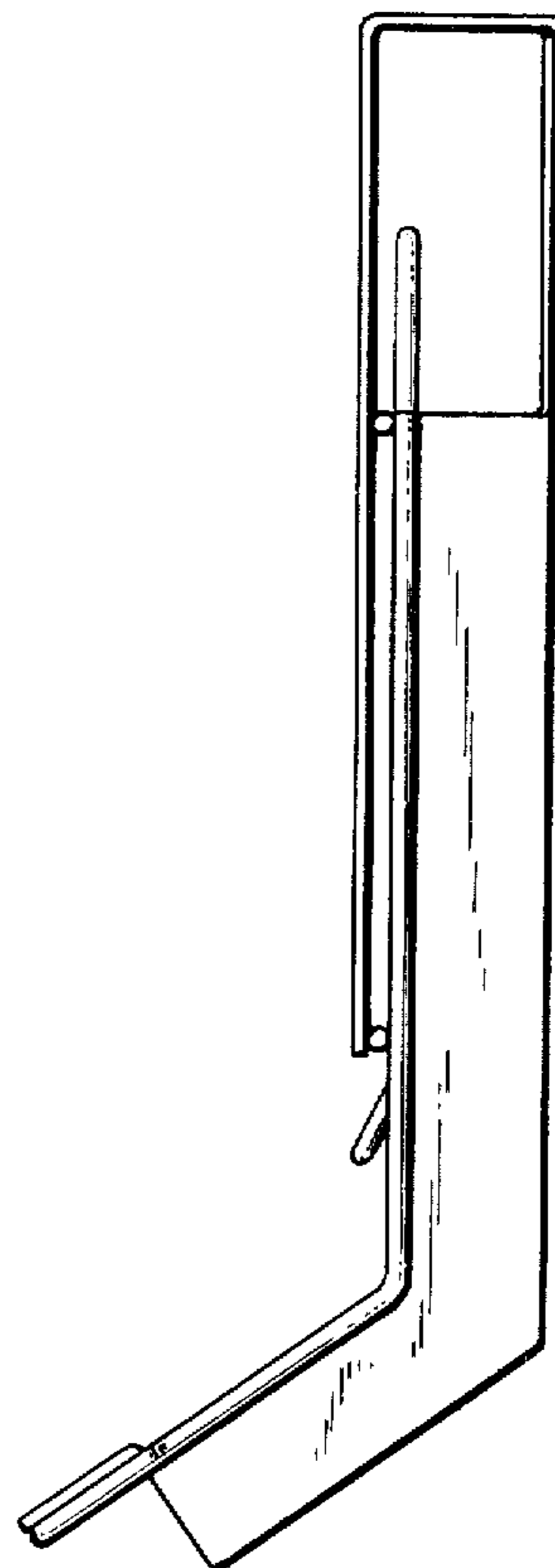


FIG. 4