

[54] **NEEDLE HOLDER**

[76] Inventor: **Tae Yong Chung**, 478-3 Onchundong,  
Dongraeku, Busan, D.P.R. of Korea

[\*\*] Term: **14 Years**

[21] Appl. No.: **116,221**

[22] Filed: **Jan. 28, 1980**

[30] **Foreign Application Priority Data**

Dec. 27, 1979 [KP] D.P.R. of Korea ..... 4976

[51] Int. Cl. .... **D02-99**

[52] U.S. Cl. .... **D3/21; D3/2**

[58] Field of Search ..... D3/18, 20, 21, 28, 1,  
D3/2, 3, 4; D9/303, 307; 206/380, 382, 383,  
388, 457; 223/106, 108, 109 R, 109 A

[56] **References Cited**

**U.S. PATENT DOCUMENTS**

D. 18,951 3/1889 Clinton ..... D3/4

D. 69,448 2/1926 Hague, Jr. .... D9/303  
D. 159,341 7/1950 Irwin ..... D3/18  
D. 212,806 11/1968 Moranduzzo ..... D3/1  
597,165 1/1898 Hall ..... 206/338  
2,771,990 11/1956 Buschkamper ..... 206/382

*Primary Examiner*—Joel Stearman  
*Assistant Examiner*—Carmen H. Vales  
*Attorney, Agent, or Firm*—Darby & Darby

[57] **CLAIM**

The ornamental design for a needle holder, as shown and described.

**DESCRIPTION**

FIG. 1 is a front elevational view of a needle holder showing my new design;  
FIG. 2 is a right side elevational view, the left side view being a mirror image thereof;  
FIG. 3 is a bottom plan view;  
FIG. 4 is a top plan view thereof; and  
FIG. 5 is a rear elevational view.




FIG. 1




FIG. 2

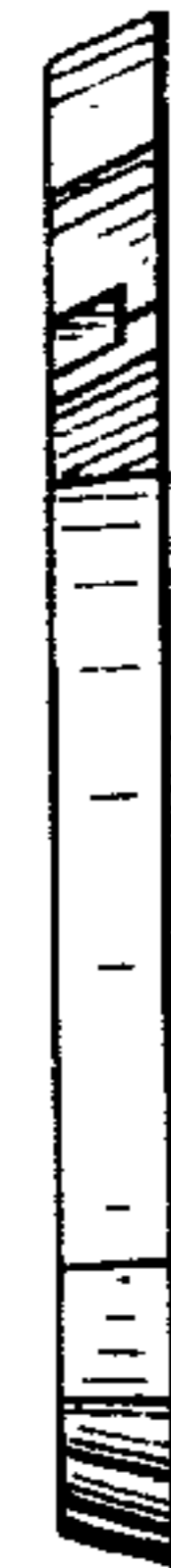


FIG. 3



FIG. 4



FIG. 5

