

[54] **WINDOW COMPONENT EXTRUSION**

[76] Inventor: **Raymond Dallaire**, P.O. Box 220,  
Lévis, Quebec, Canada

[\*\*] Term: **14 Years**

[21] Appl. No.: **145,258**

[22] Filed: **Apr. 30, 1980**

[30] **Foreign Application Priority Data**

Nov. 14, 1979 [FR] France ..... 78029

[51] Int. Cl. .... **D25-01**

[52] U.S. Cl. .... **D25/74**

[58] Field of Search ..... 49/413, 419, 423, 469,  
49/501, 504; D25/52, 74

[56] **References Cited**

**U.S. PATENT DOCUMENTS**

D. 225,218 11/1972 Dallaire et al. .... D25/74  
3,383,801 5/1968 Dallaire ..... 49/413 X  
3,731,430 5/1973 Dallaire et al. .... D25/74 X

*Primary Examiner*—A. Hugo Word

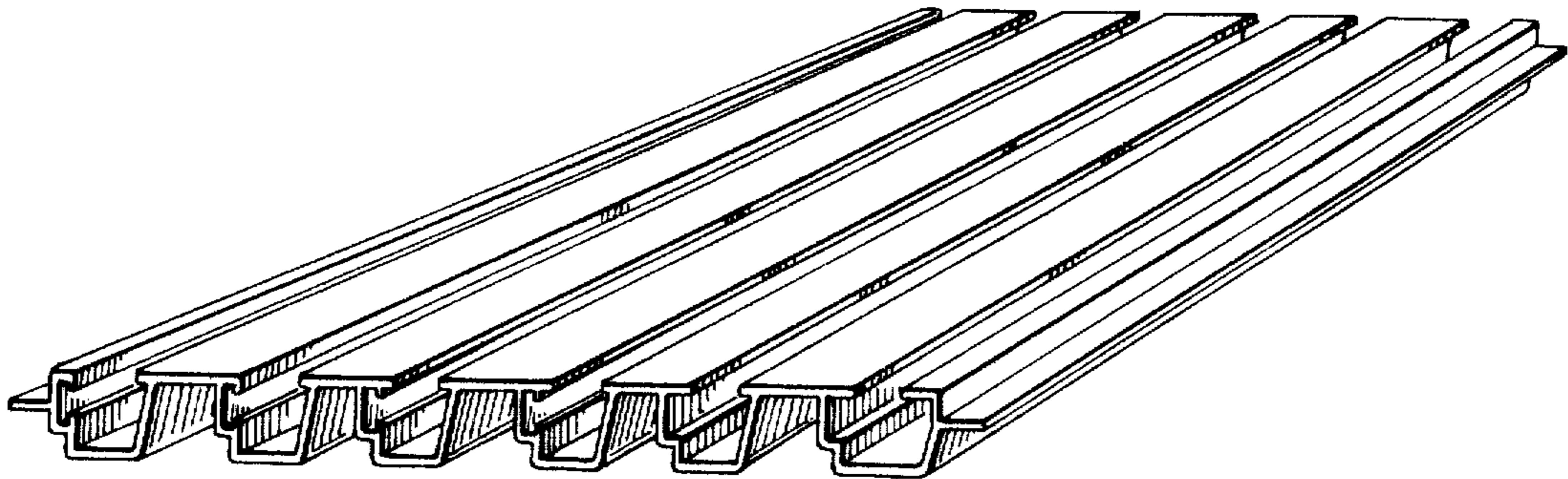
*Attorney, Agent, or Firm*—Cushman, Darby & Cushman

[57] **CLAIM**

The ornamental design for a window component extrusion, as shown.

**DESCRIPTION**

FIG. 1 is a perspective of one side of the extrusion, and FIG. 2 is a corresponding perspective from the opposite side of the extrusion compared to FIG. 1.



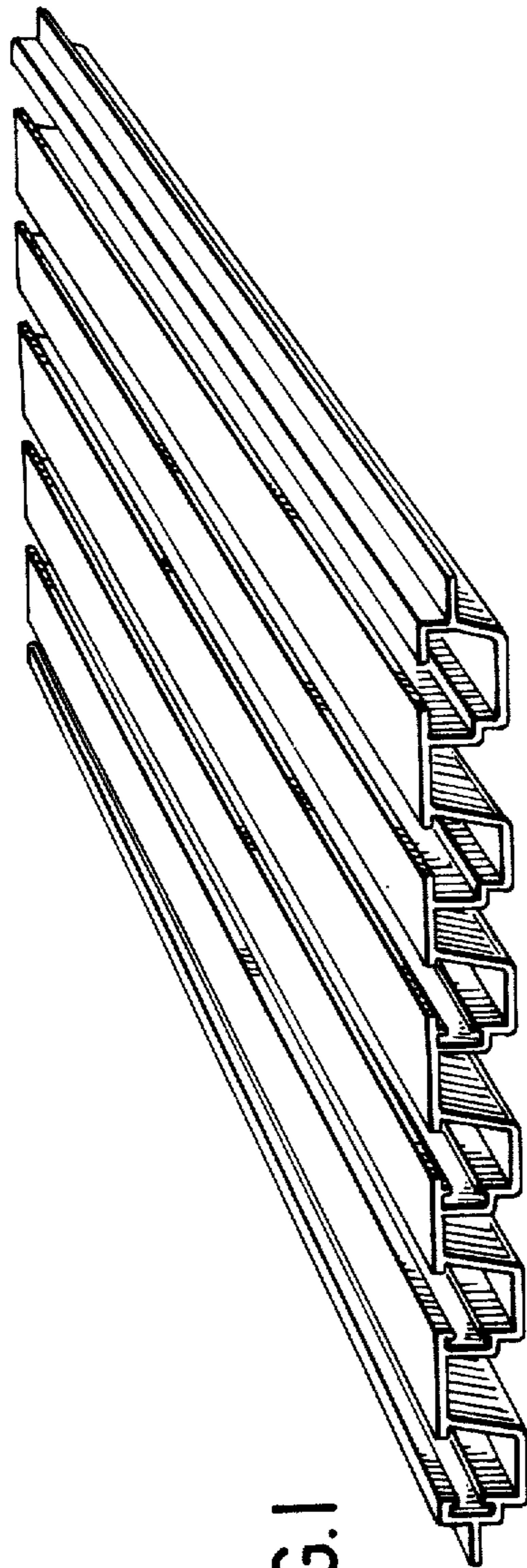


FIG. 1

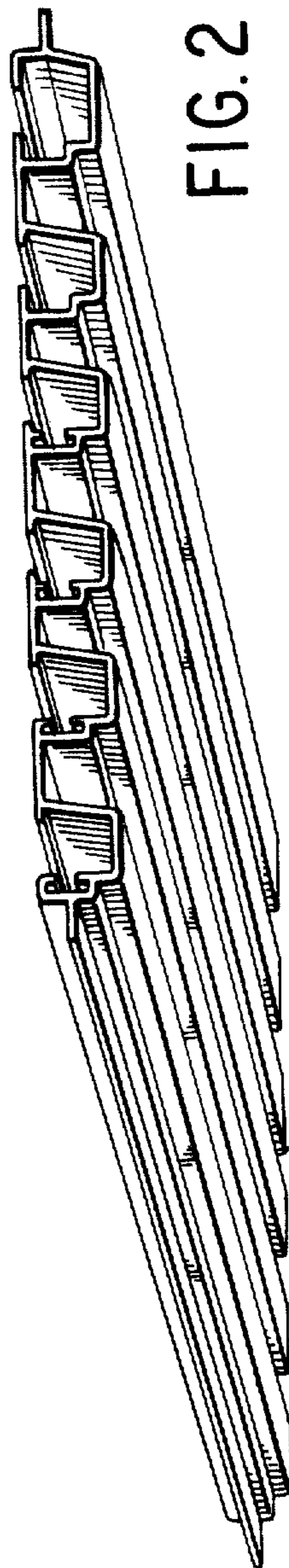


FIG. 2