

[54] **MIST ELIMINATOR BLADE FOR AIR HANDLING SYSTEMS**

[75] **Inventor: Richard Sixsmith, Burlington, Canada**

[73] **Assignee: Precisioneering Limited, Scarborough, Canada**

[\*\*] **Term: 14 Years**

[21] **Appl. No.: 76,331**

[22] **Filed: Sep. 17, 1979**

[30] **Foreign Application Priority Data**  
 Jun. 5, 1979 [CA] Canada ..... 05-06-79-8

[51] **Int. Cl. .... D23-04**

[52] **U.S. Cl. .... D23/163; D25/14; 55/440**

[58] **Field of Search .... D23/163-167; D25/74; 55/440**

[56] **References Cited**

**U.S. PATENT DOCUMENTS**

D. 117,684	11/1939	Bonnell	.....	D25/74
D. 195,026	4/1963	Lauring	.....	D25/74
D. 218,036	7/1970	Schirm	.....	D23/163
3,490,210	1/1970	Horton et al.	.....	55/440
3,771,430	11/1973	Lane	.....	55/440 X
3,849,095	11/1974	Regehr	.....	55/440 X
3,870,488	3/1975	Arndt et al.	.....	55/440
3,912,471	10/1975	Cotton, Jr.	.....	55/440
3,950,156	4/1976	Kall	.....	55/440
3,953,183	4/1976	Regehr	.....	55/440
4,141,706	2/1979	Regehr	.....	55/440

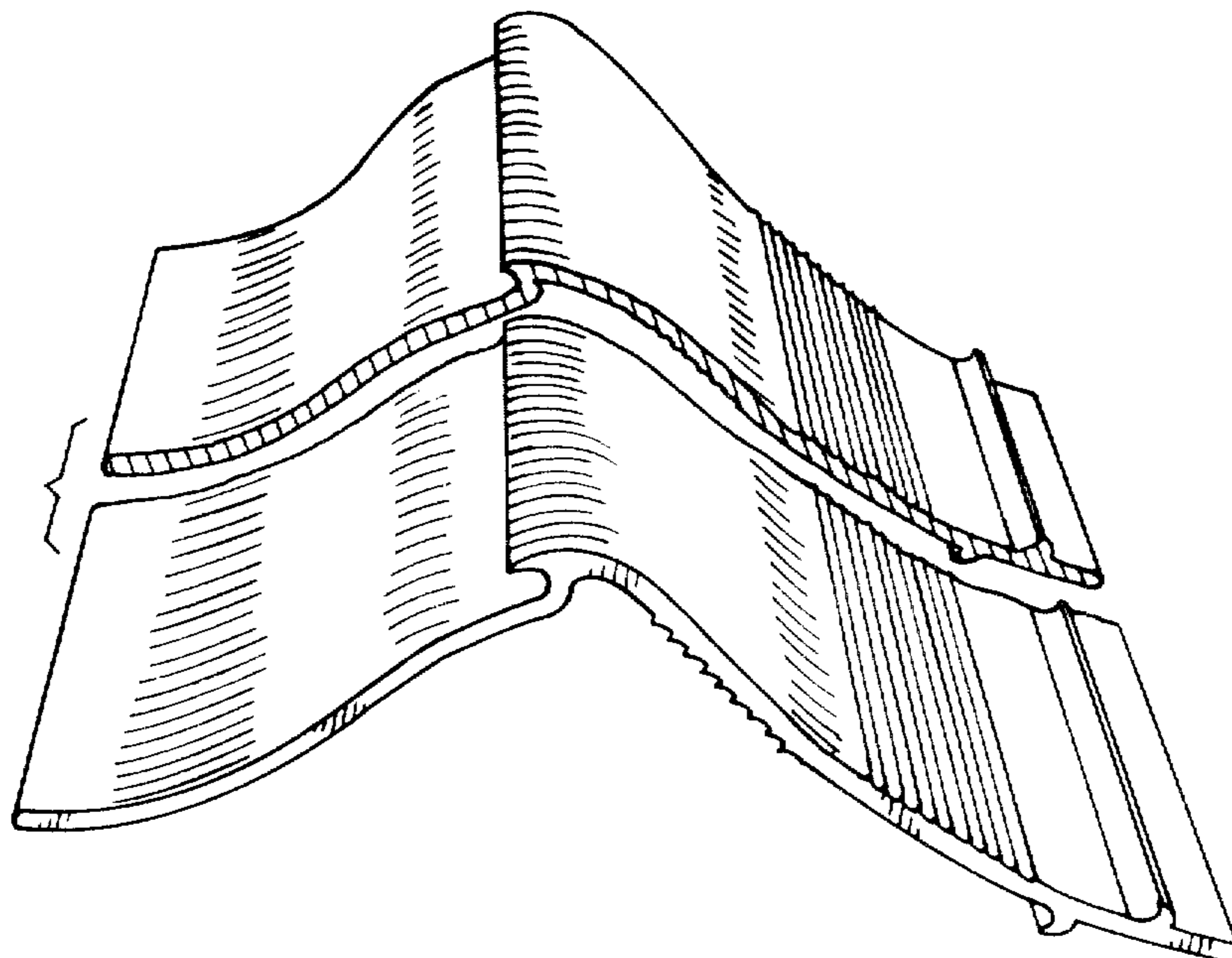
*Primary Examiner*—James R. Largen  
*Attorney, Agent, or Firm*—Fleit & Jacobson

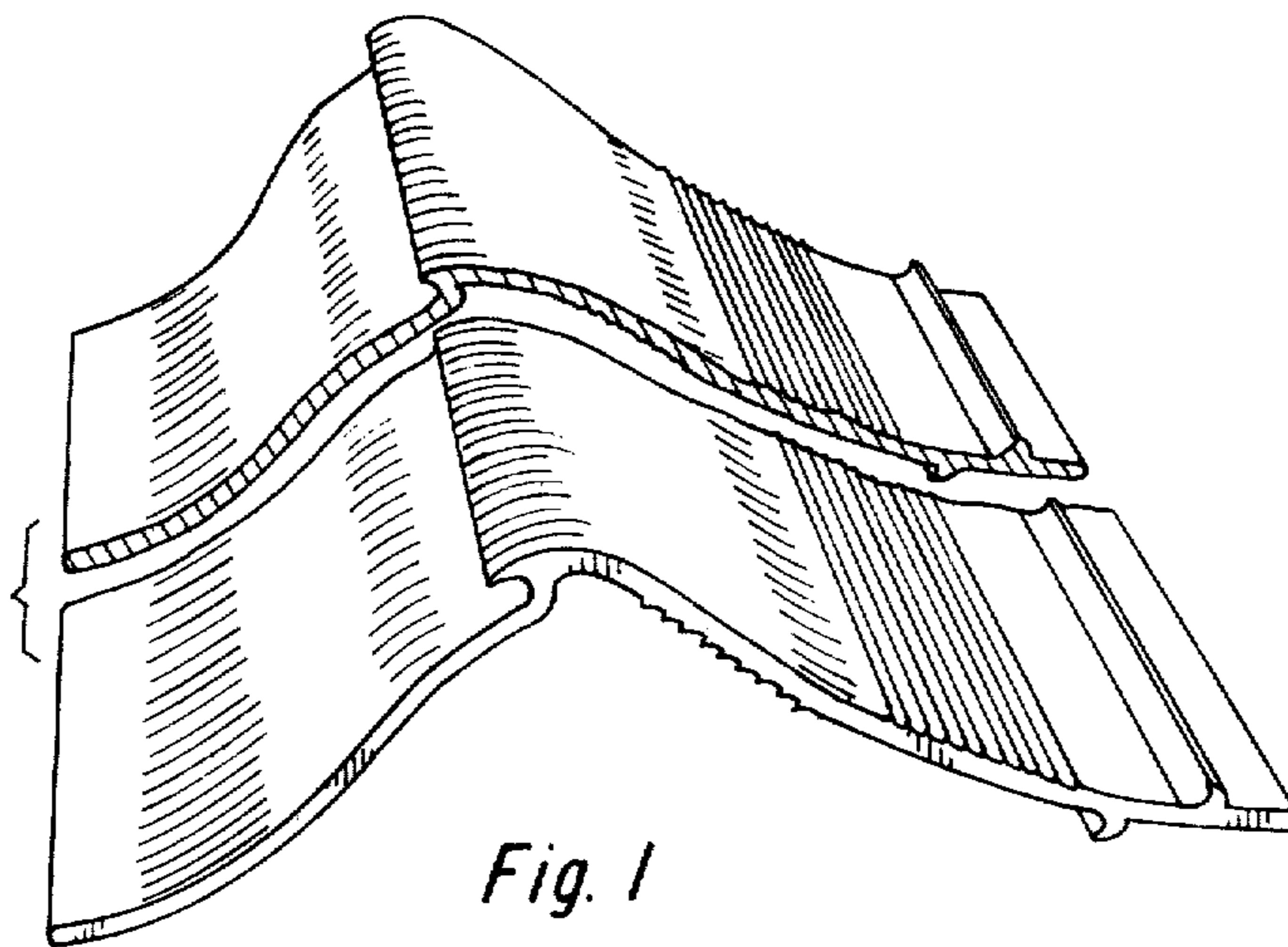
[57] **CLAIM**

The ornamental design for a mist eliminator blade for air handling systems, as shown and described.

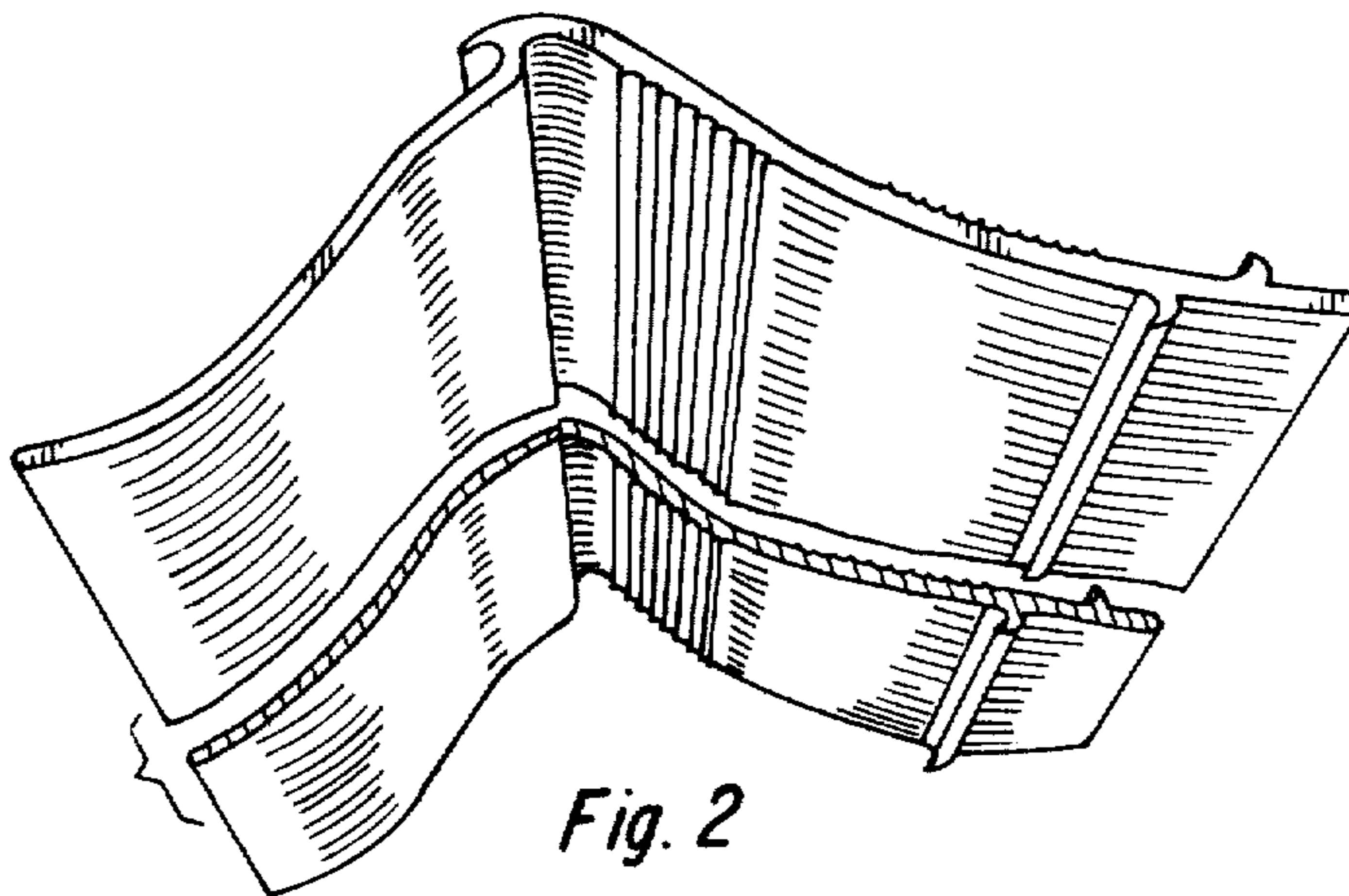
**DESCRIPTION**

FIG. 1 is a top perspective view of a mist eliminator blade for air handling systems showing my new design; FIG. 2 is a bottom perspective view thereof; and FIG. 3 is an end elevational view thereof. The center of the blade has been broken away in FIGS. 1 and 2 to indicate indeterminate length.

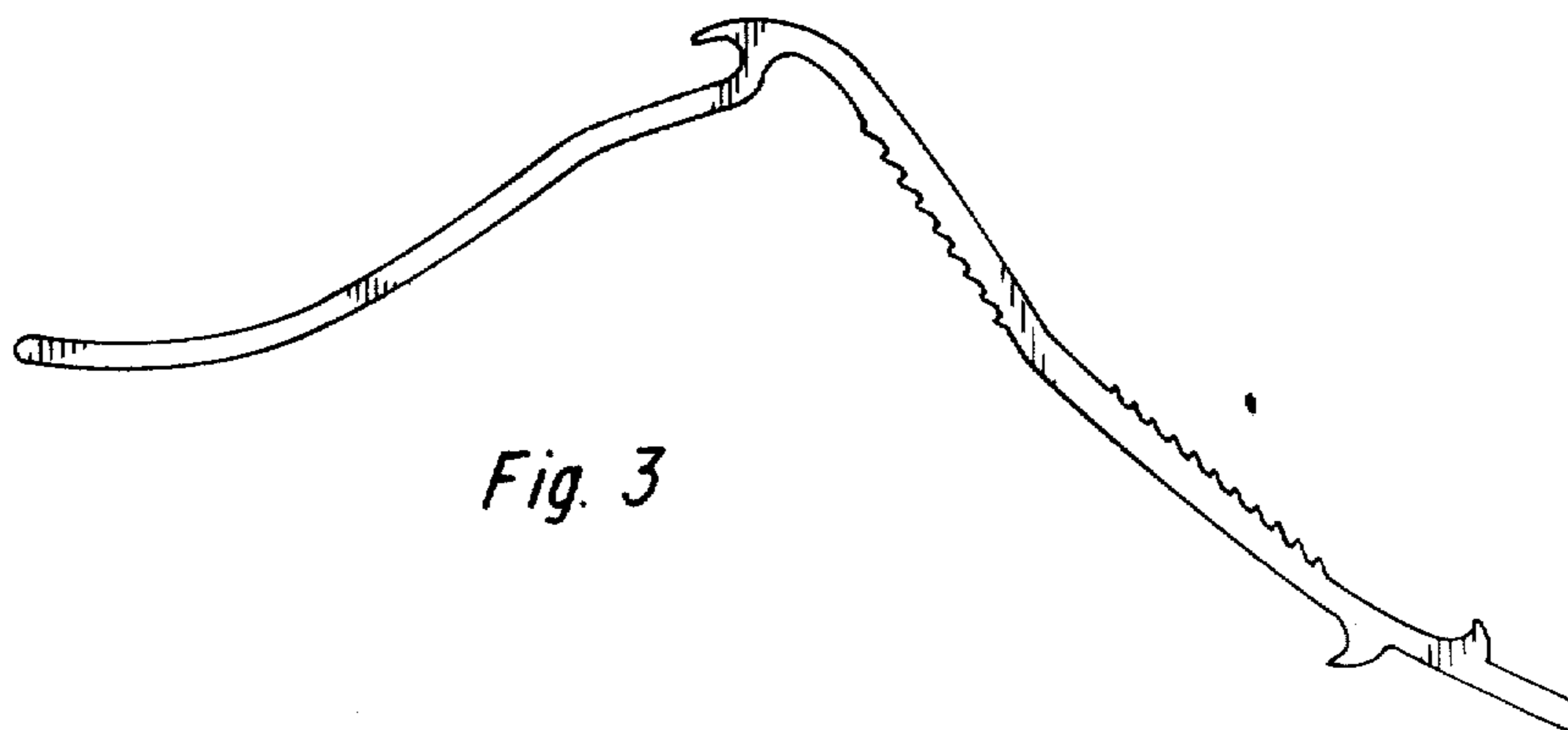




*Fig. 1*



*Fig. 2*



*Fig. 3*