

[54] STOVEPIPE ADAPTOR FOR A FIREPLACE DAMPER

[76] Inventor: Stanley M. Oskwarek, Johnson Rd., Kent, Conn. 06757

[\*\*] Term: 14 Years

[21] Appl. No.: 89,198

[22] Filed: Oct. 29, 1979

[51] Int. Cl. .... D23-03

[52] U.S. Cl. .... D23/127

[58] Field of Search .... D23/40-47, D23/72, 127, 139, 151, 152, 163, 167; 126/121, 123, 124, 126, 127, 307 R, 314, 317, 318; 285/176

[56] References Cited

U.S. PATENT DOCUMENTS

D. 248,770 8/1978 Michaelsen ..... D23/127

1,600,739	9/1926	Scherer	.....	D23/127 X
1,802,418	4/1931	Flaherty	.....	126/314 X
2,085,646	6/1937	Frankland	.....	126/314
2,709,999	6/1955	Nagel	.....	126/307 R
4,026,264	5/1977	Henriques	.....	126/123
4,207,862	6/1980	Meyer	.....	126/123 X

Primary Examiner—James R. Largen  
Attorney, Agent, or Firm—Darby & Darby

[57] CLAIM

The ornamental design for a stovepipe adaptor for a fireplace damper, as shown.

DESCRIPTION

FIG. 1 is a perspective view of a stovepipe adaptor for a fireplace damper showing my new design; FIG. 2 is a side elevational view thereof; FIG. 3 is a rear elevational view; FIG. 4 is a front elevational view; and FIG. 5 is a bottom plan view.

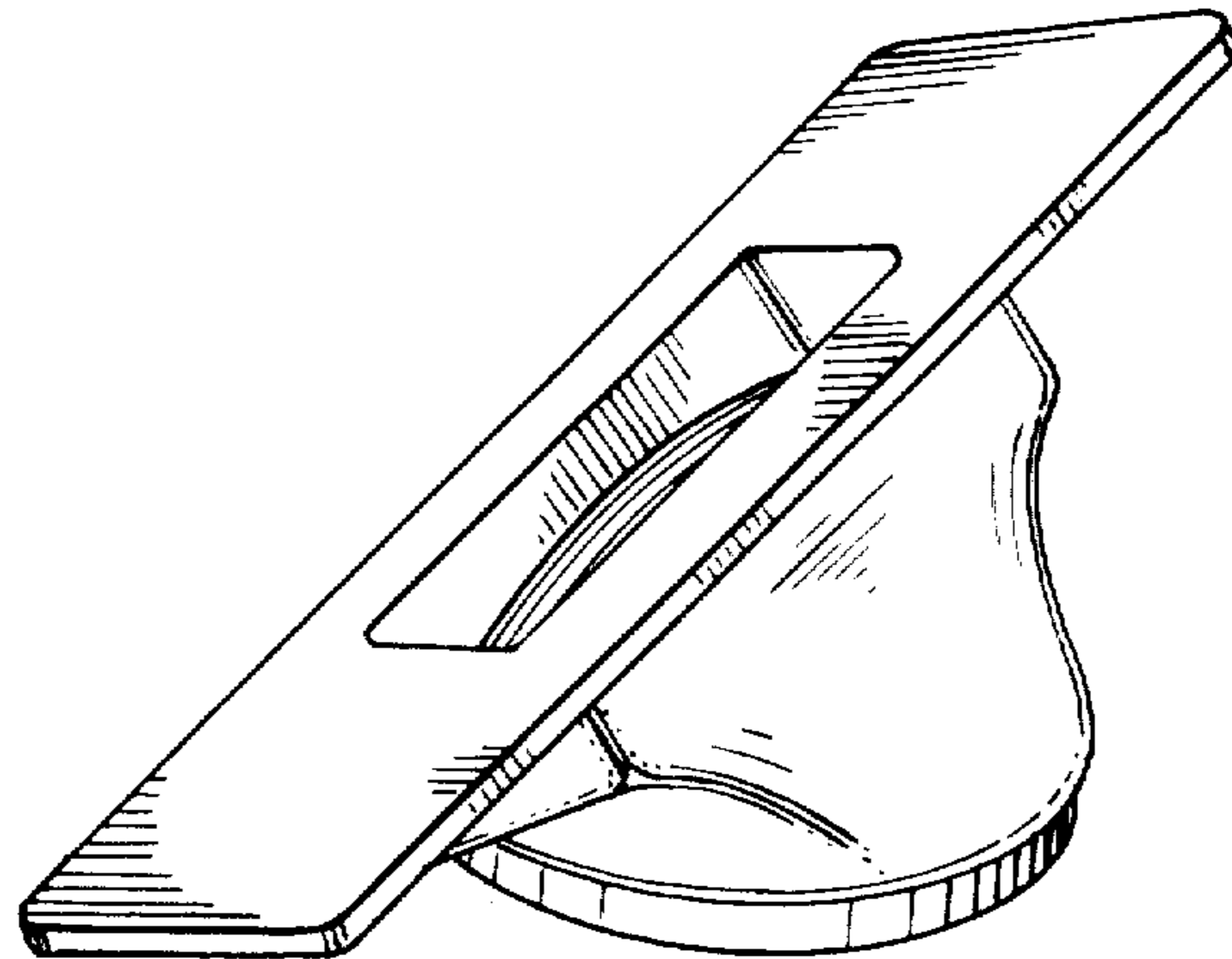


FIG. 1

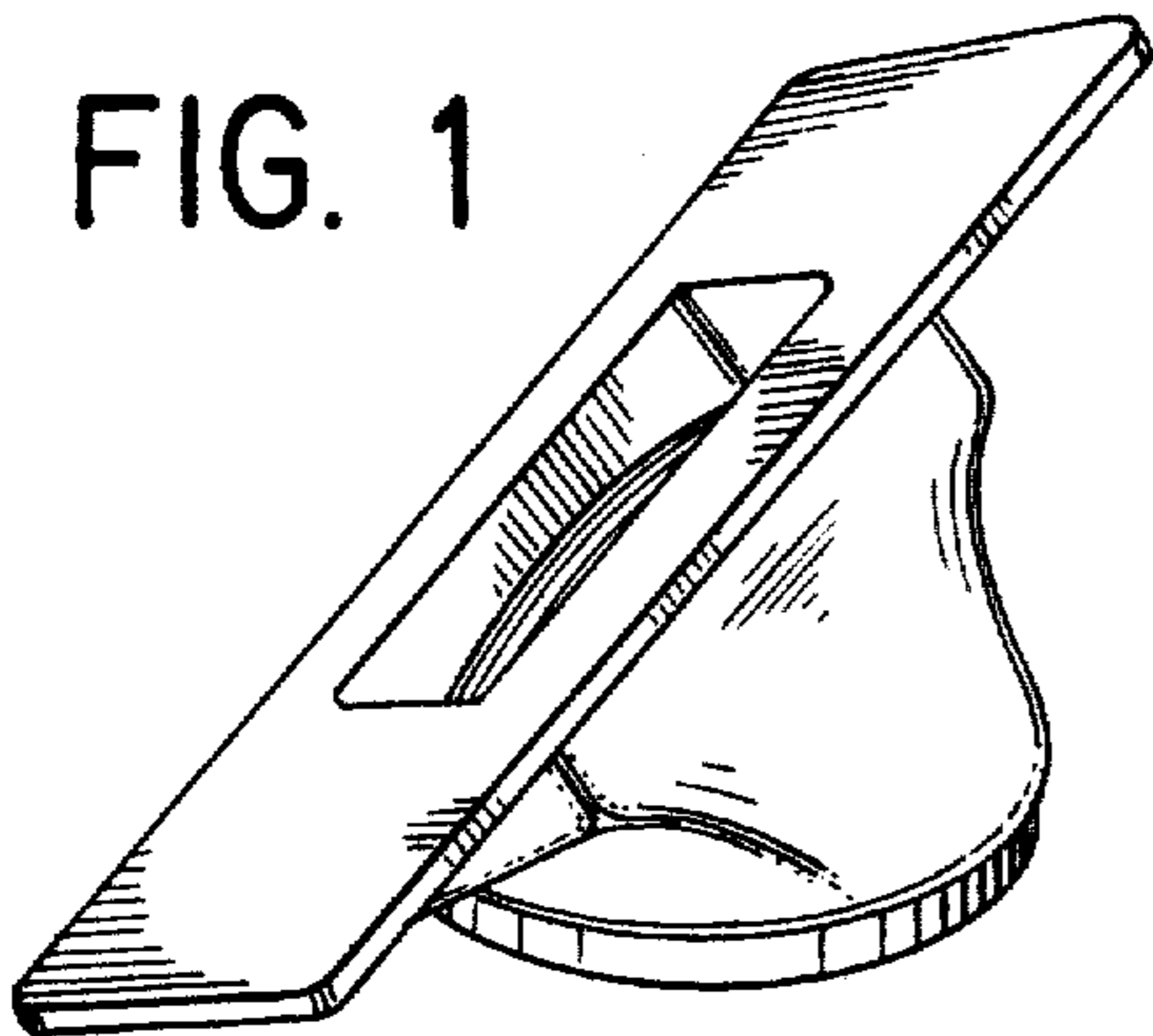


FIG. 2




FIG. 3

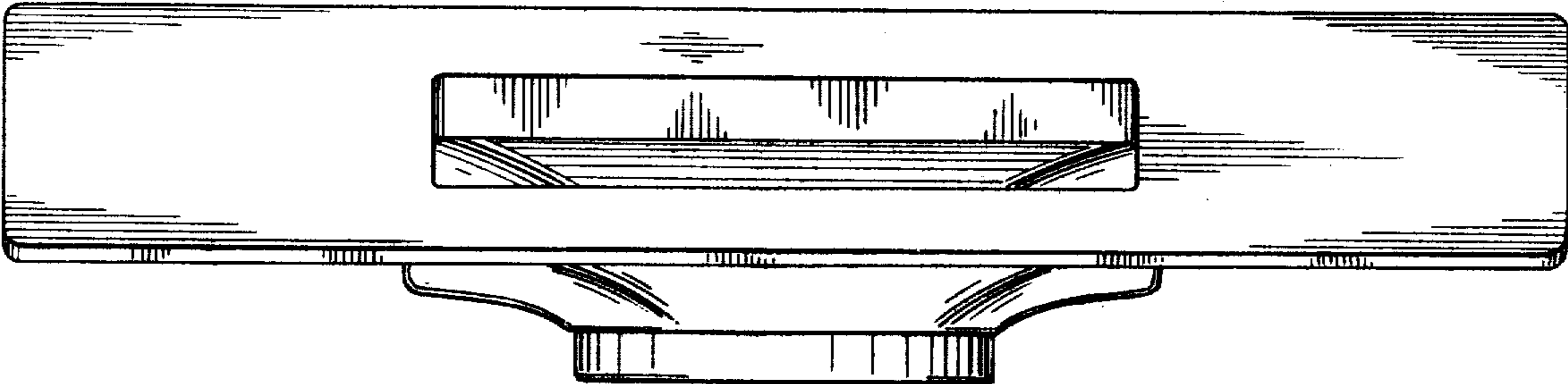


FIG. 4

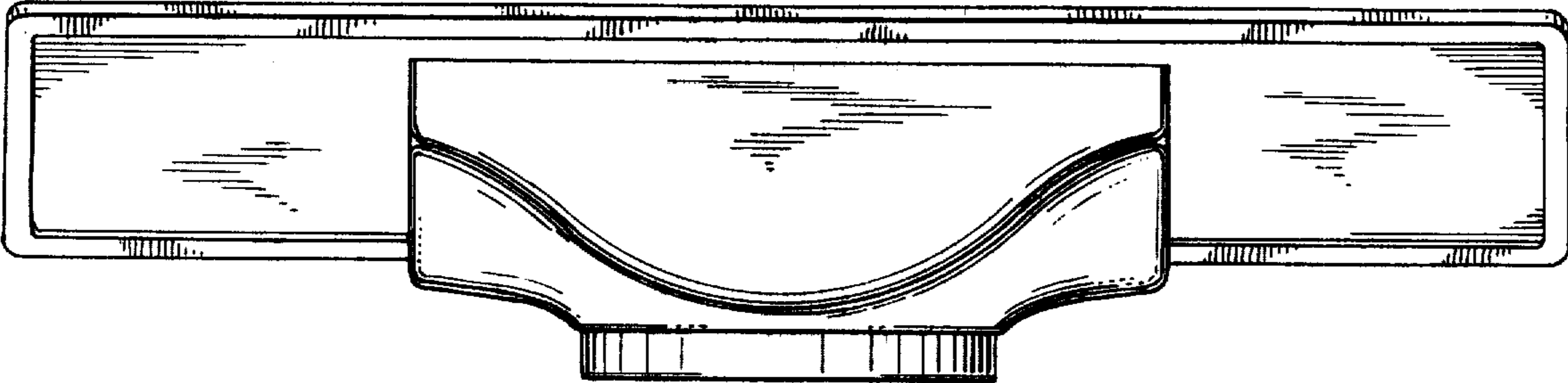


FIG. 5

