

[54] THERMOSTAT CASING

4,191,328 3/1980 Issaes 236/46 R

[75] Inventors: Joseph Bologna, Woodbury, N.Y.; William Blasnik, Demarest, N.J.; Philip Torbet, Port Washington, N.Y.

[73] Assignee: Bogo Sales Co., W. Hempstead, N.Y.

[**] Term: 14 Years

[21] Appl. No.: 1,401

[22] Filed: Jan. 8, 1979

[51] Int. Cl. D10-07

[52] U.S. Cl. D10/60; D10/2

[58] Field of Search D10/49, 50, 51, 52, D10/53, 60, 2; 337/186, 300, 301, 302, 303, 304, 305; 236/46 R

[56] References Cited

U.S. PATENT DOCUMENTS

D. 148,404	1/1948	Bjorncrantz	D10/51
D. 151,905	11/1948	Kronmiller	D10/51 X
D. 224,341	7/1972	Cairo	D10/51
D. 248,455	7/1978	Cunnie	D10/60
4,162,036	7/1979	Balduzzi	236/46 R

OTHER PUBLICATIONS

Merchandising-12/78-p. 40-Clock-Thermostat at top-right.

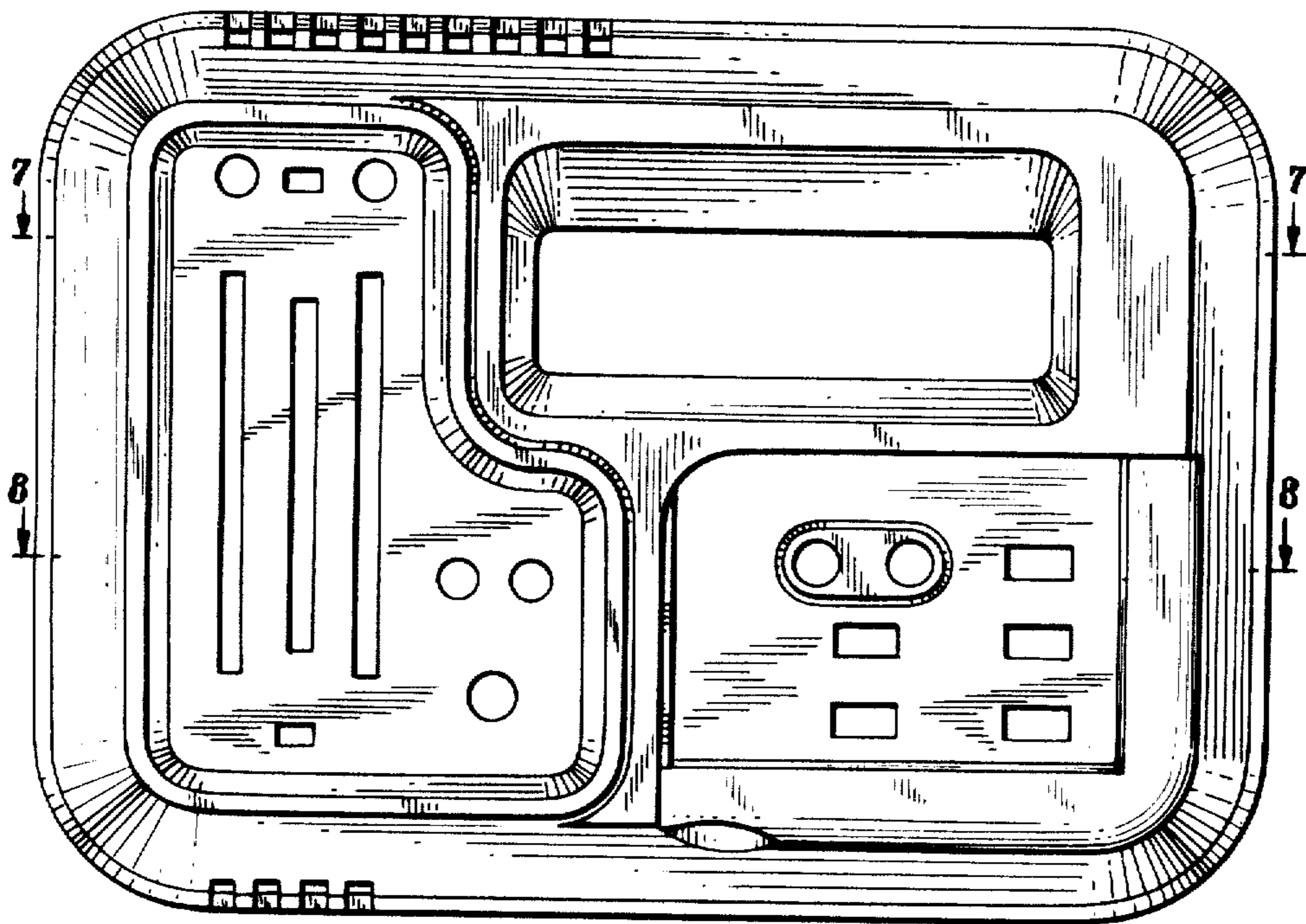
Primary Examiner-Nelson C. Holtje
Attorney, Agent, or Firm-Kirschstein, Kirschstein, Ottinger and Cobrin

[57] CLAIM

The ornamental design for a thermostat casing, substantially as shown.

DESCRIPTION

FIG. 1 is a top plan view of a thermostat casing showing our new design;
FIG. 2 is a front elevational view thereof;
FIG. 3 is a left side elevational view thereof;
FIG. 4 is a right side elevational view thereof;
FIG. 5 is a rear elevational view thereof;
FIG. 6 is a bottom plan view thereof;
FIG. 7 is a cross-sectional view thereof as taken from line 7-7 of FIG. 2; and
FIG. 8 is a cross-sectional view thereof as taken from line 8-8 of FIG. 2.



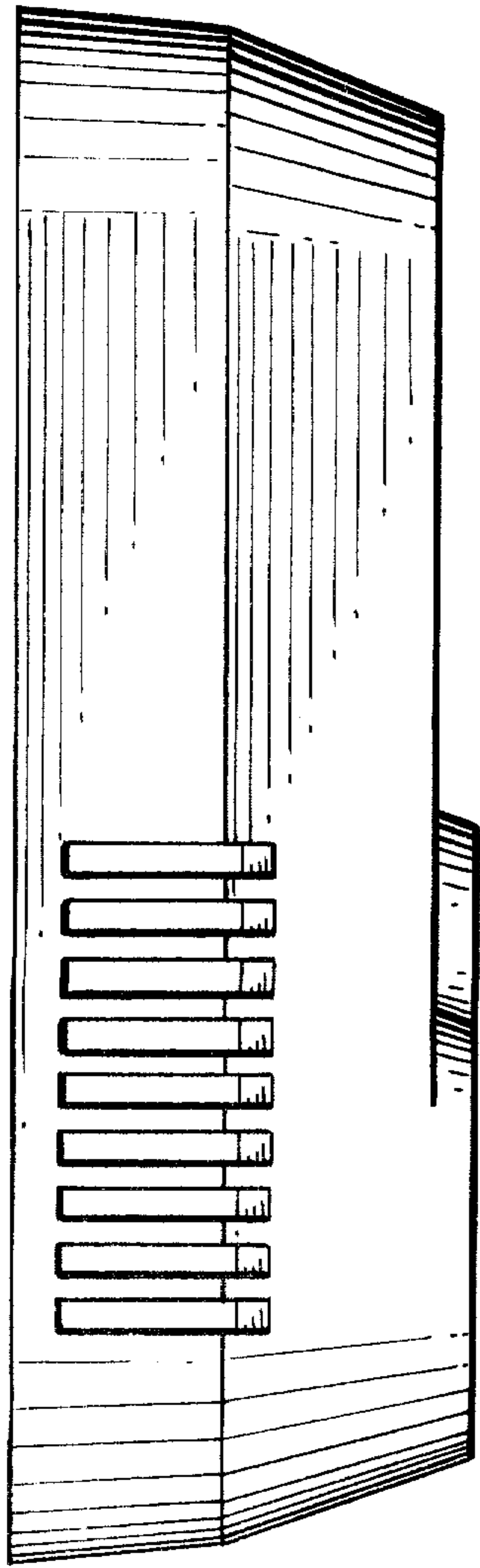


FIG. 1

FIG. 4




FIG. 2

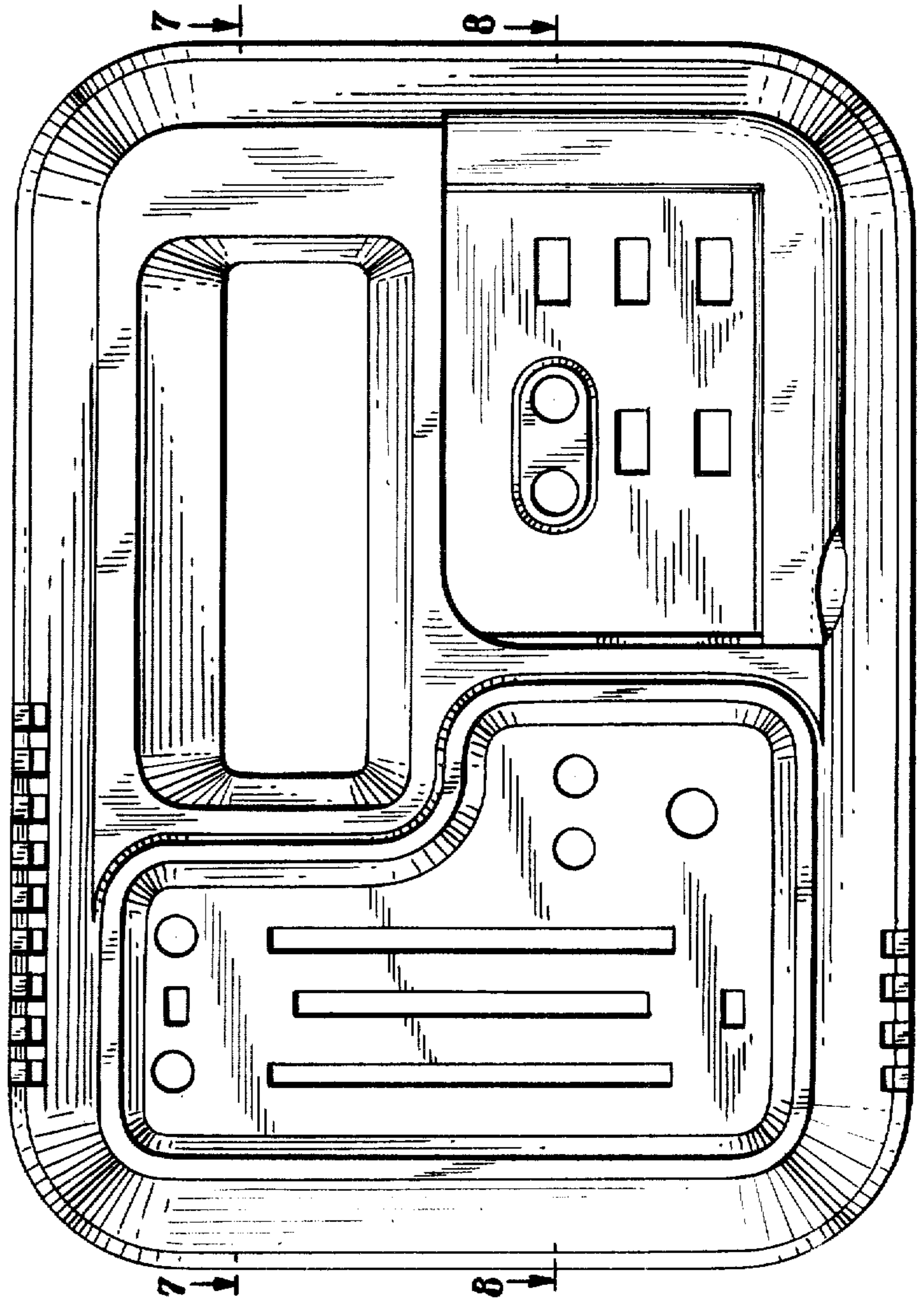


FIG. 3




FIG. 5

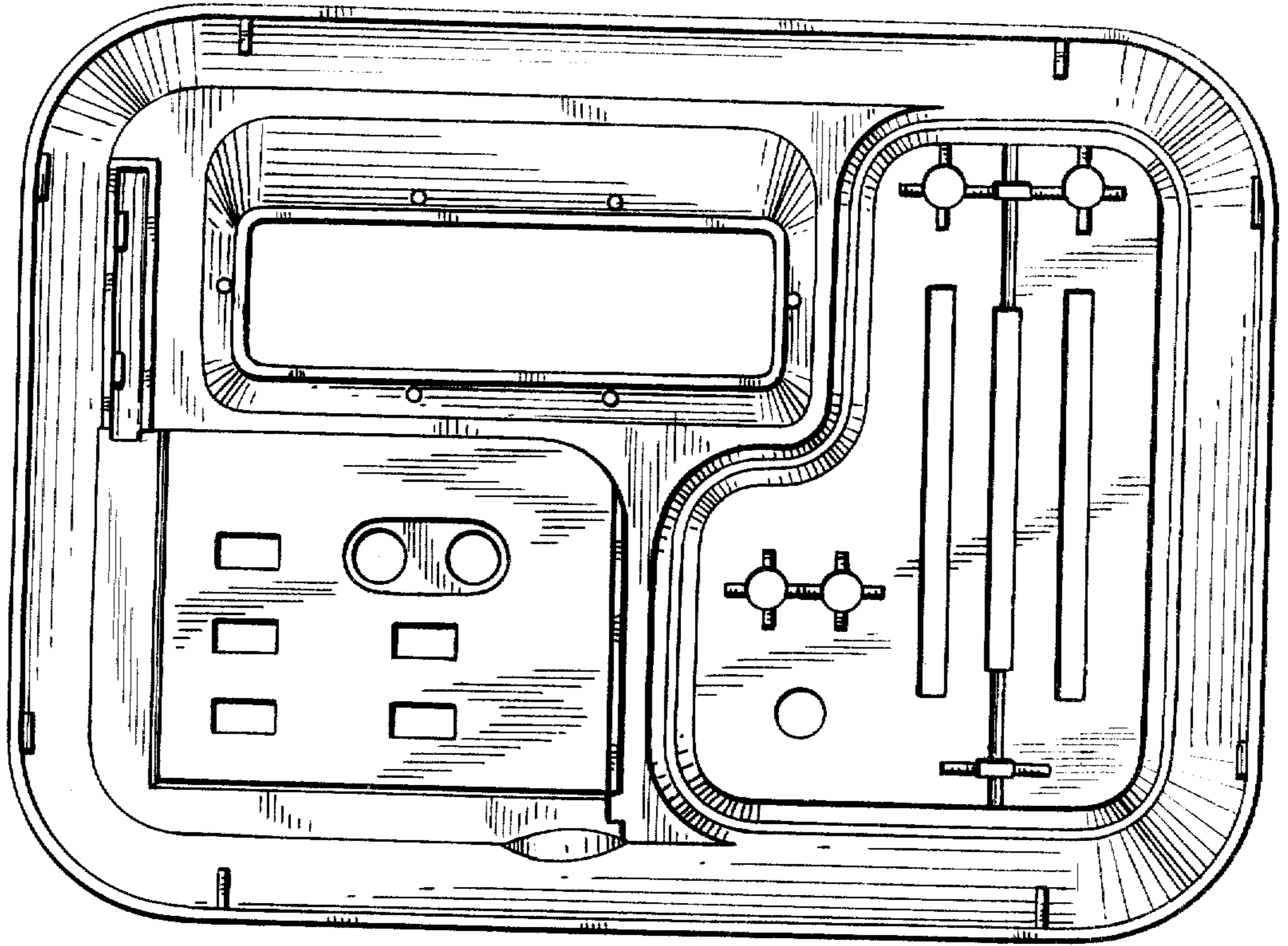


FIG. 6




FIG. 7




FIG. 8

