

[54] **WRIST WATCH**

[75] Inventor: **Yutaka Fukumura**, Murayama, Japan

[73] Assignee: **Citizen Watch Co., Ltd.**, Tokyo, Japan

[**] Term: **14 Years**

[21] Appl. No.: **47,826**

[22] Filed: **Jun. 6, 1979**

[30] **Foreign Application Priority Data**

Jan. 22, 1979 [JP] Japan 1439

[51] Int. Cl. **D10-04**

[52] U.S. Cl. **D10/39**

[58] Field of Search **D10/30-39, D10/122-126, 15; 368/71-72, 70, 82, 223-229, 231-232, 238-244, 250, 276, 281-282, 285, 288, 294, 296-298**

[56] **References Cited**

U.S. PATENT DOCUMENTS

D. 93,390	9/1934	Graef	D10/39
D. 256,677	9/1980	Muramatsu	D10/39
1,954,249	4/1934	Kehl	D10/39 X
2,177,234	10/1939	Walser	D10/39

OTHER PUBLICATIONS

Jeweler's Circular-Keystone-8/77-p. 21-Watch at upper-left "A".

Jeweler's Circular-Keystone-7/78-p. 153-Watches at bottom.

Jeweler's Circular-Keystone-6/79-p. 18-Watch at center.

Jeweler's Circular-Keystone-2/79-p. 132-Watches.

Primary Examiner—Nelson C. Holtje

Attorney, Agent, or Firm—Wegner & Bretschneider

[57] **CLAIM**

The ornamental design for a wrist watch, as shown and described.

DESCRIPTION

FIG. 1 is a front elevational view of a wrist watch showing my new design,
 FIG. 2 is a rear elevational view thereof,
 FIG. 3 is a top plan view thereof,
 FIG. 4 is a bottom plan view thereof,
 FIG. 5 is a left side elevational view thereof,
 FIG. 6 is a right side elevational view thereof, and
 FIG. 7 is a cross-sectional view as taken from line VII-VII of FIG. 1.




FIG. 1




FIG. 2

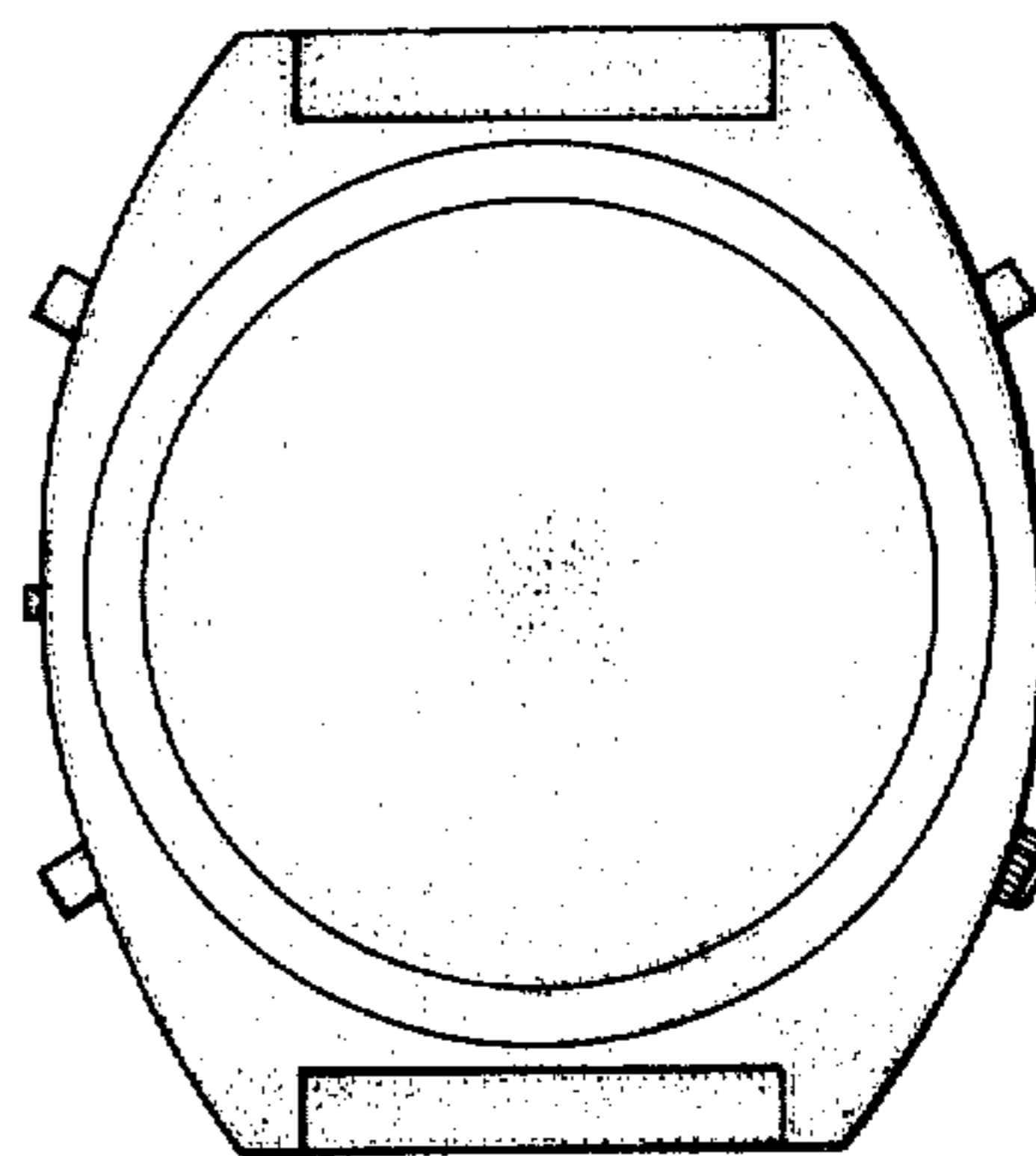


FIG. 3




FIG. 4




FIG. 5




FIG. 6



FIG. 7

