

[54] JELLY CUP TRAY

[75] Inventor: Raymond A. Parr, Sunnyvale, Calif.

[73] Assignee: Guardian Packaging Corporation, Newark, Calif.

[\*\*] Term: 14 Years

[21] Appl. No.: 39,816

[22] Filed: May 17, 1979

[51] Int. Cl. .... D9-03

[52] U.S. Cl. .... D9/341; D9/425

[58] Field of Search ..... 229/30, 1.5 R, 28 R, 229/2.5 MF, 2.5; D9/242-243, 219, 84-188; D7/37, 38, 40, 43; D3/74; 206/557, 561; 47/33, 66, 71; D11/155; 99/646 C

[56] References Cited

U.S. PATENT DOCUMENTS

- D. 197,420 1/1964 Malmgren ..... D9/187
- D. 215,270 9/1969 Gutsche et al. .... D9/187
- D. 219,669 1/1971 Hasselbach ..... D9/187 X
- D. 224,289 7/1972 Bloch ..... D9/187 X
- D. 241,622 9/1976 Smith ..... D9/184

- D. 242,106 6/1979 Baxter ..... D9/187 X
- D. 255,574 6/1980 Carver ..... D9/184 X
- 2,162,162 6/1939 Murquiondo ..... D9/184 X
- 3,054,679 9/1962 Bradford ..... D9/187 X
- 3,420,431 1/1969 Donovan ..... 206/557 X
- 3,502,241 3/1970 Smith ..... 206/561 X
- 3,561,158 2/1971 Marcan ..... D9/187 X
- 3,844,525 10/1974 Parmett ..... 229/2.5 X

Primary Examiner—Robert C. Spangler  
Attorney, Agent, or Firm—C. Michael Zimmerman

[57] CLAIM

The ornamental design for a jelly cup tray, as shown and described.

DESCRIPTION

FIG. 1 is a top perspective view of a jelly cup tray showing my new design;  
 FIG. 2 is a top plan view;  
 FIG. 3 is a side elevational view, the opposite side being the same in appearance;  
 FIG. 4 is a bottom plan view; and  
 FIG. 5 is a side elevational view looking from the right side of FIG. 3, the opposite side being the same in appearance.

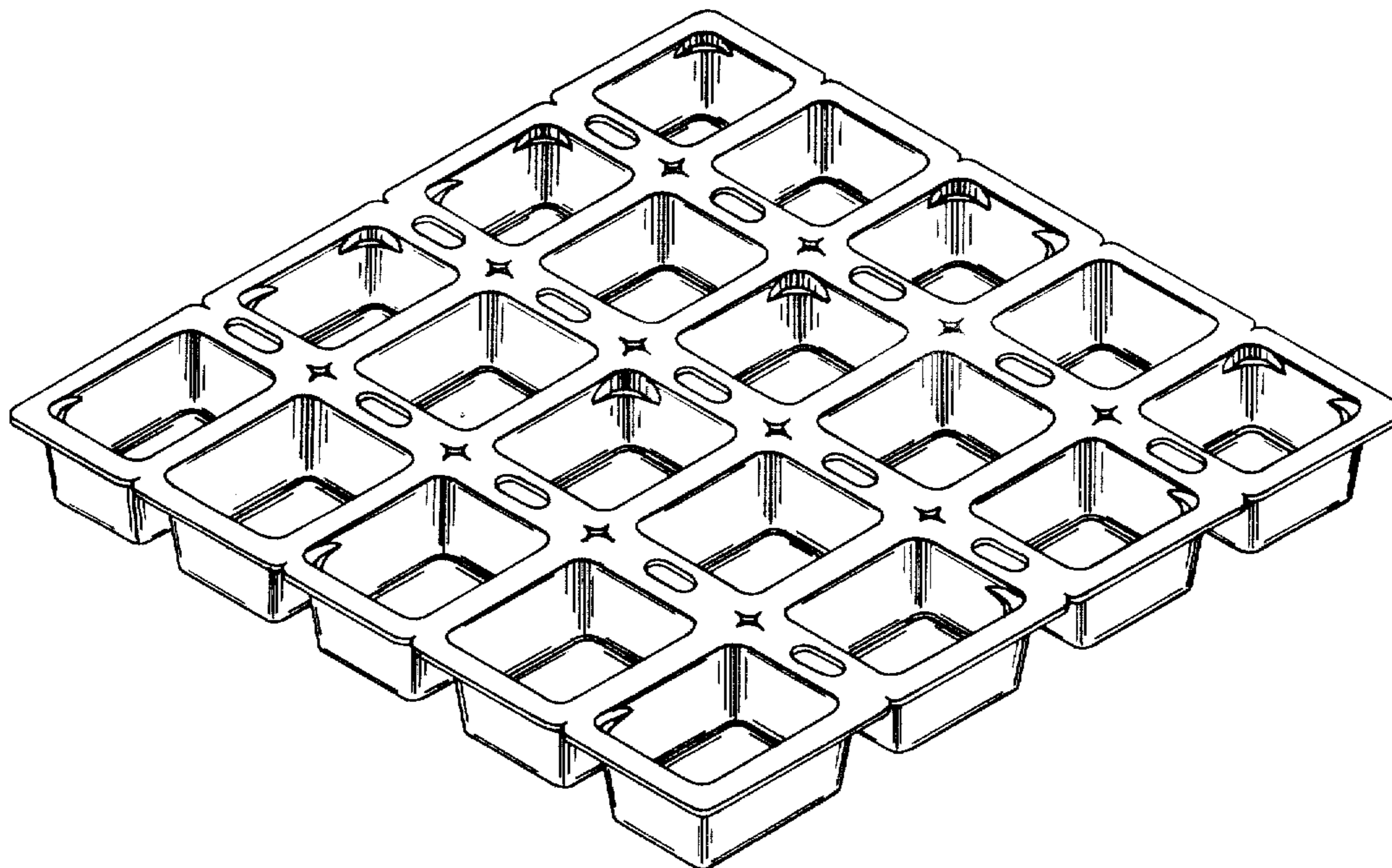


FIG. 1

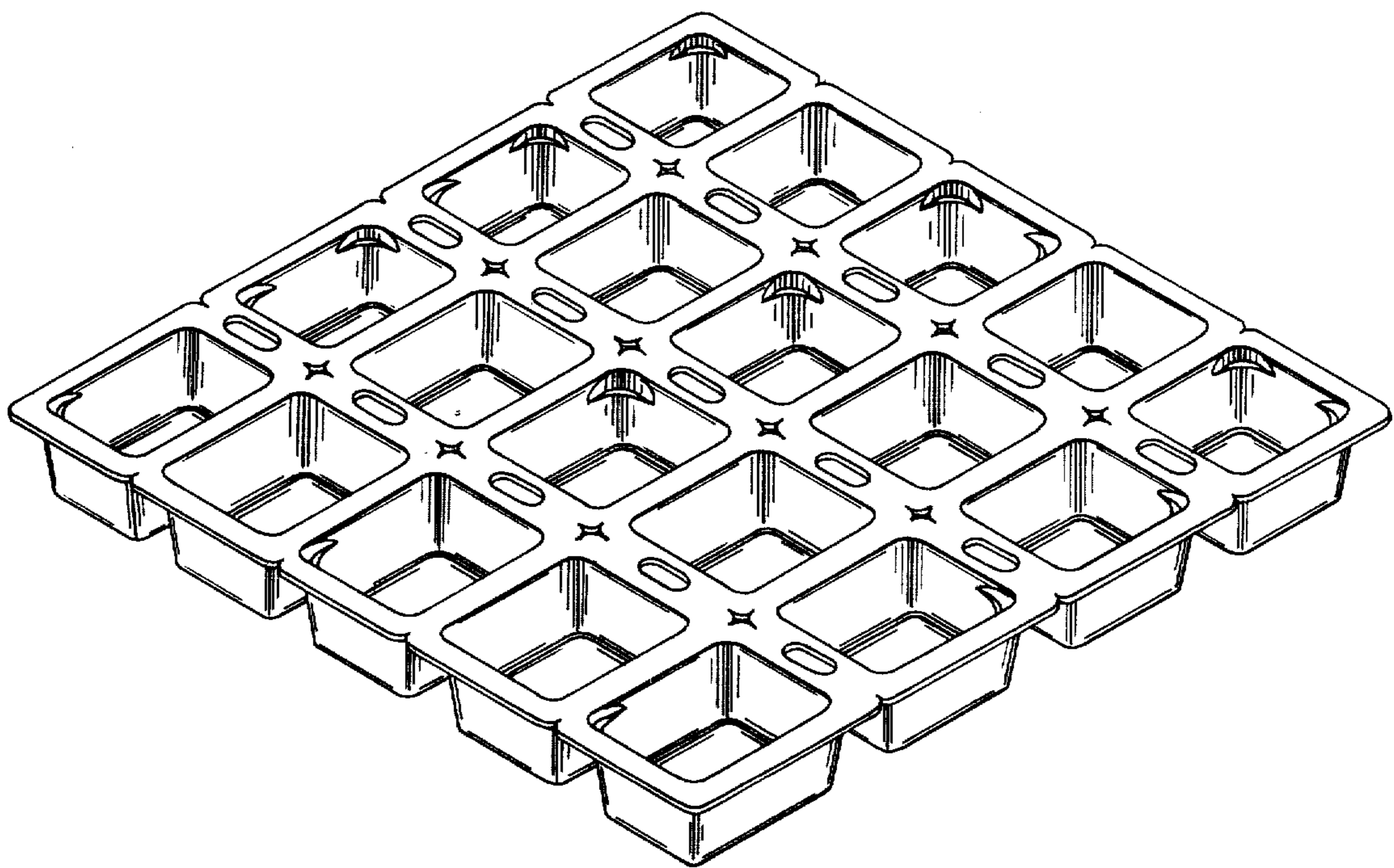


FIG. 2




FIG. 3



FIG. 4




FIG. 5

