

[54] DESK-TOP ELECTRONIC CALCULATOR

[75] Inventors: Eiichi Yoshioka, Abiko; Junichi Motoyoshi, Funabashi, both of Japan

[73] Assignee: Canon Kabushiki Kaisha, Tokyo, Japan

[**] Term: 14 Years

[21] Appl. No.: 134,770

[22] Filed: Mar. 28, 1980

[30] Foreign Application Priority Data

Sep. 29, 1979 [JP] Japan 54-41115

[51] Int. Cl. D18-01

[52] U.S. Cl. D18/7

[58] Field of Search D18/2, 6-8, D18/11, 12; D10/46.1; D14/45; 364/206-210; 200/5 A

[56] References Cited

U.S. PATENT DOCUMENTS

- D. 251,271 3/1979 Kobayashi D18/7
- D. 258,666 3/1981 Yoshioka et al. D18/7

OTHER PUBLICATIONS

Office Products, Apr. 1977, p. 118, Calculator at center. Office Products, Jul. 1978, p. 90, Programmable Calculator at center.


Primary Examiner—Louis S. Zarfes
Attorney, Agent, or Firm—Fitzpatrick, Cella, Harper & Scinto

[57] CLAIM

The ornamental design for a desk-top electronic calculator, as shown and described.

DESCRIPTION

FIG. 1 is a front elevational view of a desk-top electronic calculator showing our new design;
 FIG. 2 is a rear elevational view thereof;
 FIG. 3 is a top plan view thereof;
 FIG. 4 is a bottom plan view thereof;
 FIG. 5 is a side elevational view as seen from the left of FIG. 1;
 FIG. 6 is a side elevational view as seen from the right of FIG. 1;
 FIG. 7 is a perspective view of the calculator; and
 FIG. 8 is a perspective view thereof in actual use.






FIG. 1



FIG. 2




FIG. 3




FIG. 4

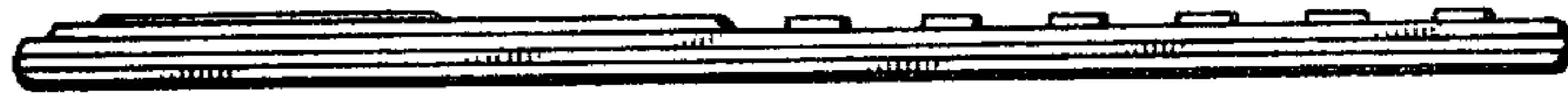


FIG. 5



FIG. 6

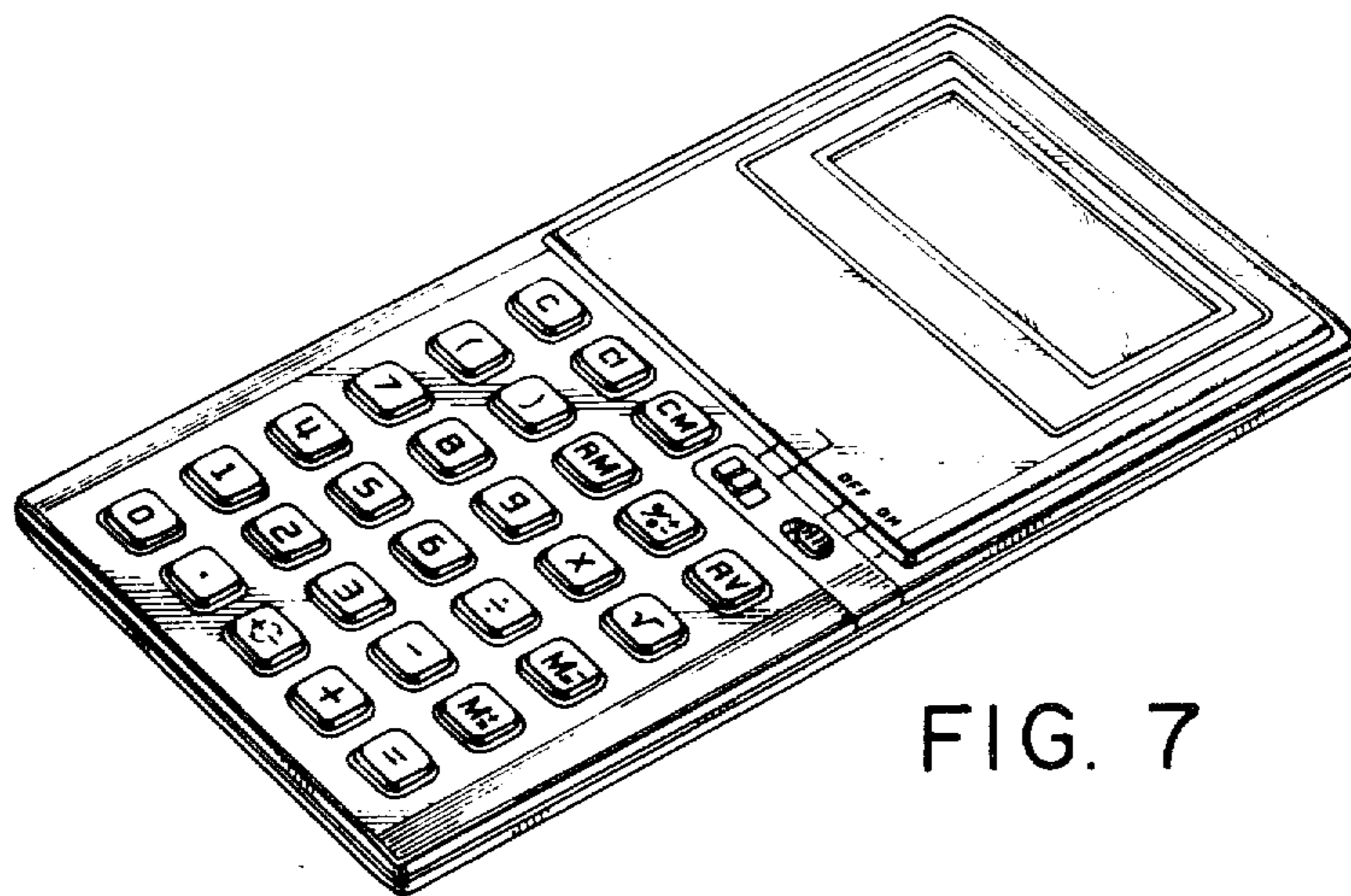


FIG. 7

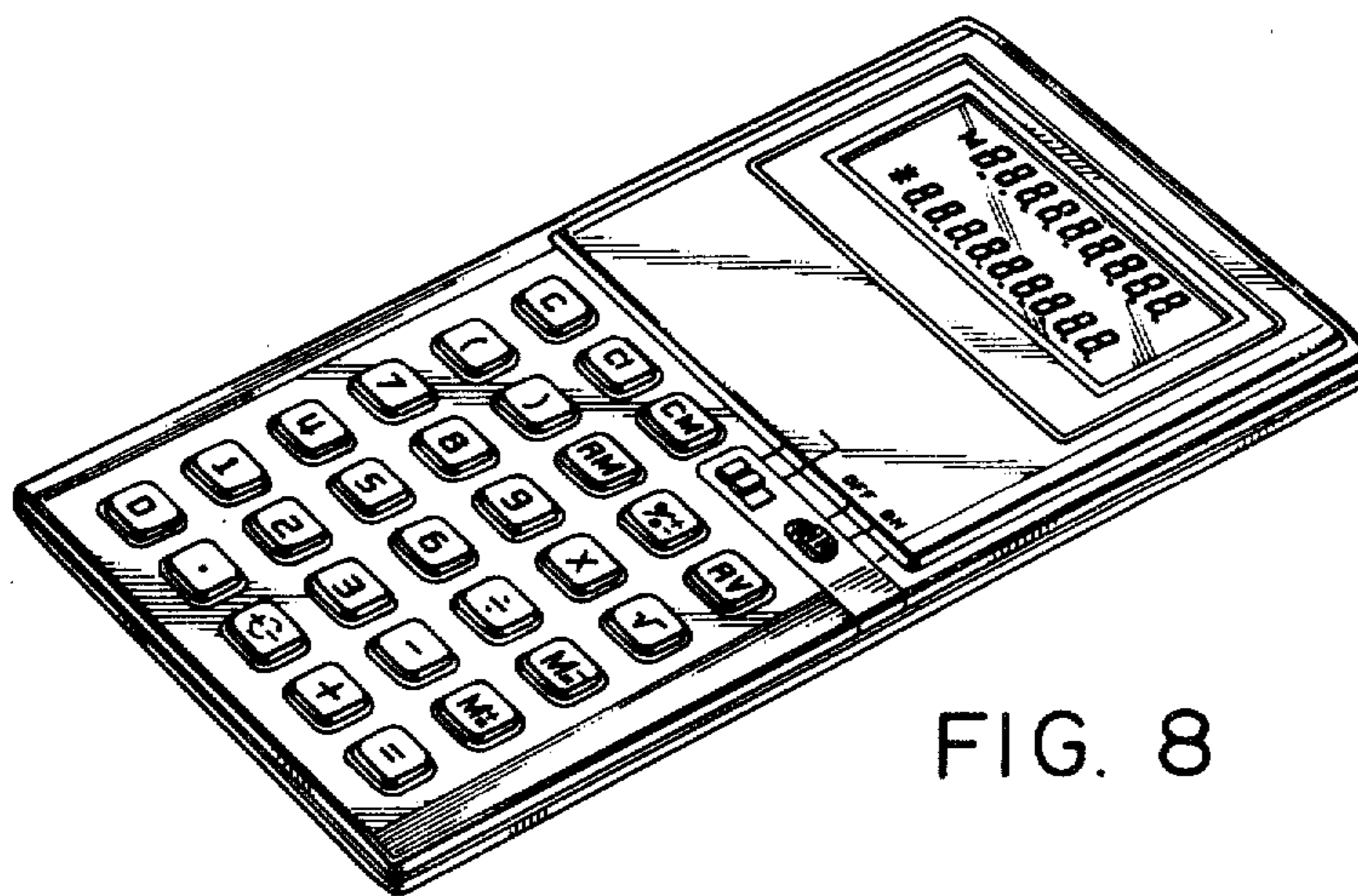


FIG. 8